





Student Rating of Instructor

INSTRUCTIONS

USE BLUE OR BLACK PEN

- Make no stray marks
- Improper Marks   
- Proper Mark 

Not Applicable
Strongly Disagree
Disagree
Agree
Strongly Agree

1. Shows interest in and enthusiasm for the subject.

☐ ☐ ☐ ☐ ☐

2. Establishes a respectful learning environment.

☐ ☐ ☐ ☐ ☐

3. Presents material in a clear and well-organized manner.

☐ ☐ ☐ ☐ ☐

4. Encourages participation, discussion, and questions.

☐ ☐ ☐ ☐ ☐

5. Goes beyond the textbook content to provide current relevance or deeper insights.

☐ ☐ ☐ ☐ ☐

6. Encourages critical and independent thinking.

☐ ☐ ☐ ☐ ☐

7. Is available for consultation with students during office hours or by appointment.

☐ ☐ ☐ ☐ ☐

8. Uses fair procedures for grading.

☐ ☐ ☐ ☐ ☐

9. Is reasonably prompt in evaluation and return of student work.

☐ ☐ ☐ ☐ ☐

10. Demonstrates effective communication skills in the classroom.

☐ ☐ ☐ ☐ ☐

11. Clearly articulates course goals, requirements, and grading criteria in the Course Syllabus or other course materials.

☐ ☐ ☐ ☐ ☐

12. Supports diversity and provides a non-biased environment for all students.

☐ ☐ ☐ ☐ ☐

13. Is easy to approach, patient, and willing to help.

☐ ☐ ☐ ☐ ☐

14. Makes course materials available in a timely manner, allowing sufficient time for students to prepare for class.

☐ ☐ ☐ ☐ ☐

15. Overall, this instructor is doing an excellent job.

☐ ☐ ☐ ☐ ☐

☐ ☐ ☐ ☐ ☐

☐ ☐ ☐ ☐ ☐

☐ ☐ ☐ ☐ ☐

☐ ☐ ☐ ☐ ☐

☐ ☐ ☐ ☐ ☐

☐ ☐ ☐ ☐ ☐

☐ ☐ ☐ ☐ ☐

☐ ☐ ☐ ☐ ☐

☐ ☐ ☐ ☐ ☐

☐ ☐ ☐ ☐ ☐

☐ ☐ ☐ ☐ ☐

SAMPLE

YOUR COMMENTS WILL BE TYPED BEFORE THEY ARE GIVEN TO THE INSTRUCTOR.

What are this instructor's teaching strengths?

How might this instructor improve this class?

SAMPLE

What teaching methods does your instructor use that help you learn the material?

Do you have any additional comments?