

CALIFORNIA COUNTY, CITY AND SCHOOL DISTRICT ELECTION OUTCOMES

2006 ELECTIONS

School District Offices and Ballot Measures



Institute for Social Research
Center For California Studies
California State University, Sacramento

CALIFORNIA COUNTY, CITY AND SCHOOL DISTRICT
ELECTION OUTCOMES:
CANDIDATES AND BALLOT MEASURES, 2006 ELECTIONS

SCHOOL DISTRICT OFFICES AND BALLOT MEASURES

Timothy A. Hodson, Ph.D.,
Director, Center for California Studies

Ernest Cowles, Ph.D.,
Director, Institute for Social Research

Valory Logsdon
Research Analyst, Institute for Social Research

Center for California Studies
California State University, Sacramento
6000 J Street, Sacramento, CA 95819-6081
(916) 278-6906 FAX: (916) 278-5199

Institute for Social Research
California State University, Sacramento
6000 J Street, Sacramento, CA 95819-6101
(916) 278-5737 FAX: (916) 278-5150

Institute for Social Research Project Staff:

Michael Wright
Michelle Falsken
Michael Small
Kristie Harris
Kamber Walton

Acknowledgements

The researchers would like to sincerely thank the county elections officials and staff throughout the State of California who took time to provide data to the project. Additionally, we are grateful to the Secretary of State's Office for its continuing support and interest in this project. Without their assistance, the completion of these yearly reviews and the California Elections Data Archive would not be possible.

TABLE OF CONTENTS

INTRODUCTION	i
2006 County, City and School District Election Dates by County	xvii
Trend Table A Number of Ballot Measures, Percent of Total Measures, and Percent Passing by Type, Jurisdiction and Year	xix
Trend Table B Number of Ballot Measures, Percent of Total Measures, and Percent Passing by Topic, Jurisdiction and Year	xxii
Trend Table C Community Service District and County Service Area Ballot Measures by County	xxv
Trend Table D Number of Community Service District and County Service Area Ballot Measures, Percent of Total County Measures, and Percent Passing by Type and Year	xxvi
Trend Table E Number of Community Service District and County Service Area Ballot Measures, Percent of Total County Measures, and Percent Passing by Topic and Year	xxvii
Trend Table F Comparison of Pass Rates for County-Wide and Community Service District/County Service Area Tax Measures, 1998-2006	xxvii
Trend Table G Number of Candidates by Jurisdiction and Year	xxviii
Trend Table H Number of Candidates for Major County Offices by Year	xxviii
Trend Table I Percent of Incumbent Candidates and Percent of Prevailing Incumbents by Major Office, Jurisdiction and Year	xxix
2006 ELECTION SERIES SUMMARY: ELECTION OUTCOMES FOR COUNTY, CITY AND SCHOOL DISTRICT BALLOT MEASURES AND CANDIDATES.....	1
Table A Summary of Outcomes for <i>All</i> County, City and School District Ballot Measures by Type of Measure and County, 2006	3
Table B Summary of Outcomes for <i>All</i> County, City and School District Ballot Measures by Topic of Measure and County, 2006	5
Table C Summary of Election Outcomes for <i>All</i> County, City and School District Offices, 2006	7

PART 1 VOTE TOTALS, ELECTION OUTCOMES & TEXT FOR SCHOOL DISTRICT BALLOT MEASURES...	9
Table 1.1 Vote Totals for School District Ballot Measures by County, 2006.....	11
Table 1.2 Text for School District Ballot Measures by County, 2006	21
Table 1.3 Summary of Election Outcomes for School District Ballot Measures by Type of Measure and County, 2006	41
PART 2 VOTE TOTALS FOR SCHOOL DISTRICT OFFICE CANDIDATES	43
Table 2.1 Vote Totals for School District Office Candidates by County and Election Date, 2006.....	45
Table 2.2 Summary of Election Outcomes for School District Offices, 2006	115

CALIFORNIA ELECTIONS DATA ARCHIVE

INTRODUCTION

The California Elections Data Archive (CEDA) is a joint project of the Center for California Studies and the Institute for Social Research, of California State University, Sacramento and the office of the California Secretary of State. The purpose of CEDA is to provide researchers, citizens, public agencies and other interested parties with a single repository of local election data. With over 6,000 local jurisdictions in California, the task of monitoring local elections is nearly impossible for individuals. CEDA addresses this problem through the creation of a single, cost-effective and easily accessible source of local election data. CEDA includes both candidate and ballot measure results for county, city, community college, and school district elections throughout the State. CEDA thus represents the only comprehensive repository of local election results in California and one of a very few such databases on local elections in the U.S.

Election data are collected periodically throughout the year. This enables CEDA to incorporate results from special elections as well as all regularly scheduled elections. Election results from counties, cities, and community college and school districts are entered in the CEDA database from which three standard CEDA reports are generated. These reports include:

- County Elections: Candidates, ballot designations, and vote totals for all elected county offices; vote totals and text for county ballot measures.
- City Elections: Candidates, ballot designations, and vote totals for all elected city offices; vote totals and text for all city ballot measures.
- Community College and School District Elections: Candidates, ballot designations, and vote totals for all elective community college and school district offices; vote totals and text for all district ballot measures.

Ballot measures for all jurisdictions are coded according to type (e.g., charter amendment, bond measure, initiative, etc.) and to subject (e.g., taxes, education, public safety, governance, etc.).

THE CENTER FOR CALIFORNIA STUDIES

Located at California State University, Sacramento, the Center for California Studies is a public policy, public service and curricular support unit of the California State University. The Center's location in the state Capital and its ability to draw upon the resources of the entire State University system give it a unique capacity for making contributions to public policy development and the public life of California. Center programs cover four broad areas: administration of the nationally known Assembly, Senate, Executive, and Judicial Administration Fellowship Programs; university-state government liaison and applied policy research; civic education and community service through forums, conferences and issue dialogues; and curricular support activity in the interdisciplinary field of California Studies.

INSTITUTE FOR SOCIAL RESEARCH

Established in 1989, the Institute for Social Research (ISR) is a multidisciplinary institute that is committed to advancing the understanding of the social world through applied research. The Institute offers research expertise and technical assistance serving as a resource to agencies, organizations, the University and the broader community. Services provided by the Institute include research and sampling design, measurement, coding and data entry, computer assisted telephone and field interviewing, mailed and Internet surveys, focus groups, data base management, statistical analysis and report production. ISR has completed numerous projects with more than 50 federal, state and community agencies, several private firms and many administrative units of the university. Faculty affiliates of the Institute offer specific content expertise in a wide variety of disciplines, including the social sciences, health and human services, engineering and education.

CALIFORNIA SECRETARY OF STATE

The Secretary of State is, among other duties, California's chief elections officer with the responsibility of administering the provisions of the Elections Code. The Secretary must compile state election returns and issue certificates of election to winning candidates; compile the returns and certify the results of initiative and referendum elections; certify acts delayed by referendum, and prepare and file a statement of vote. Recent legislation permits but does not mandate that the Secretary of State compile local election results.

TRENDS IN LOCAL ELECTIONS: 1995-2006

CEDA now encompasses over a dozen (12) years of election data, including three gubernatorial election years (1998, 2002 and 2006), four statewide elections (1996, 2000, 2004, and 2006) and five odd-numbered years devoted to local races. This report begins with an overview of some of the multi-year election trends then continues to a discussion of the 2006 contests.

BALLOT MEASURES

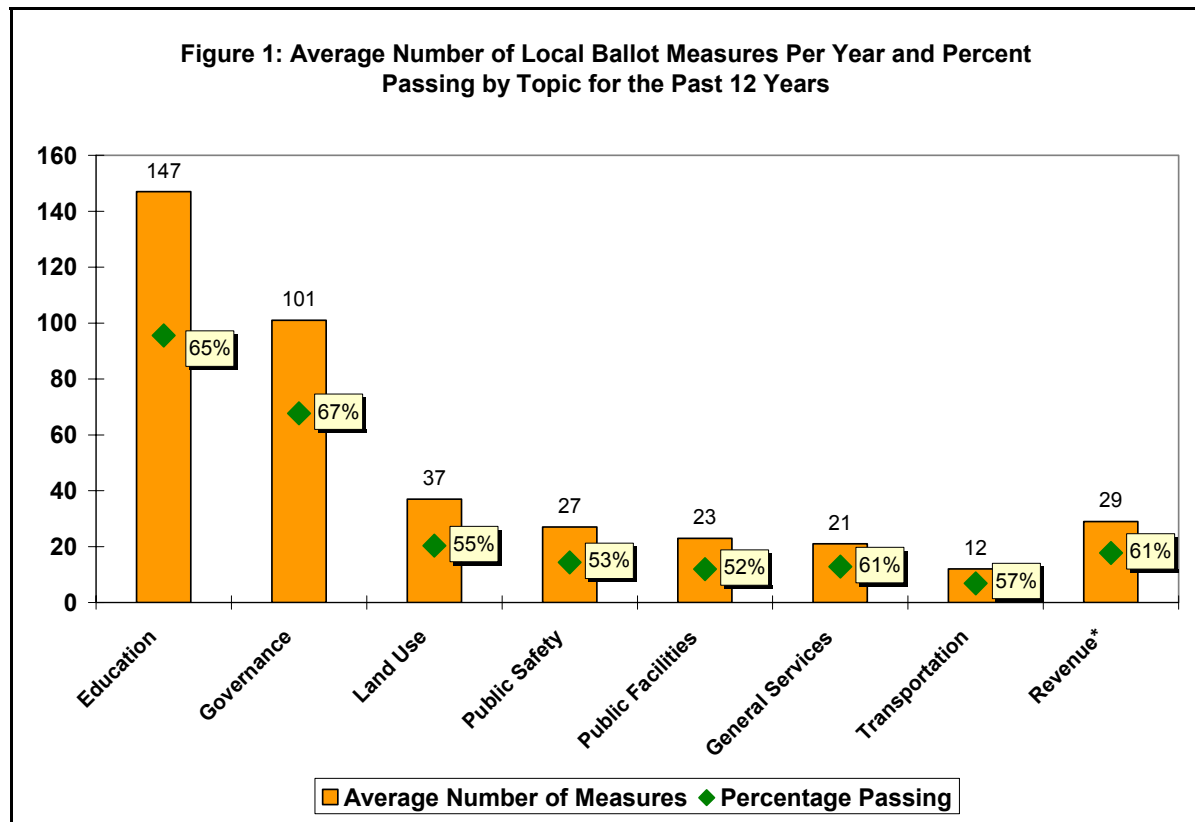
Each year, California voters are asked to consider a number of governance issues and to choose among candidates vying for public office. At all local election levels, there appear to be some consistent features across elections, while other election aspects seem to vary considerably from year to year, particularly between on and off year election cycles. The following section discusses the patterns and trends over the 12 years of CEDA data collection.

The Number and Types of Local Election Measures

- The number of local ballot measures offered to voters clearly seems to “piggy-back” on state and national elections. From 1995 through 2006 there were, on average, 435 ballot measures per year. In even number years, the average was 605 measures, while odd years average 264. During the 12-year period, 61% of all the ballot measures passed. In odd years, with smaller numbers of measures on ballots, the percentage of measures passed was slightly larger (63%) (See Trend Table A).
 - Among the various types of ballots measures, *charter amendments* had the largest percentage of measures passed, with 76 percent of *charter amendment* measures passing over the 12-year period. The type of measure with the second best success was *recalls* with 66% passing. However, it should be noted that this type had a small number of actual measures compared with some of the other categories. Following recalls were *bonds* (64%), *ordinances* (60%), *taxes* (50%), and *initiatives* (46%), respectively (See Trend Table A).
- Across the three governments levels—county, city and school district—at which data is collected, the largest average yearly number of ballot measures were seen at the city level (213; 49%), followed by the school district (148; 34%) and county (73; 17%). However, within these levels, the school districts had the largest percentage of measures passing (65%), followed by the city (61%) and county (56%).
- Among the eight topic areas for local ballot measures, most commonly address education issues, with 34% of all measures between 1995 and 2006 focused on this topic. The number of such propositions has exceeded the number of measures dealing with other specific topics in all but one year; in 1996, there were more governance than education measures. For the past five years (2002-2006), education measures appear to have stabilized as a percentage of the total number of measures—slightly more than a third (33%-38%)—despite the large variation in the actual number of measures between odd and even year elections. However, a driving factor as to why the percentage of education issues exceeds other issues is that school district ballot measures focus almost exclusively on education issues. To illustrate, during the 12-year period, school districts had an average of 148 ballot measures, and of that number, 98 percent (an

average of 145) of those school district measures were on the topic of education. By contrast, city level measures, which accounted for the highest total annual average of ballot measures (213), focused across the board on governance, land use public safety, public facilities, general services and transportation. In fact, with the exception of transportation, where the average number of measures was largest at the county, city level measures dominated the numbers seen in all categories except education (See Trend Table B).

- Since CEDA starting tracking revenue as a separate topic area in 2000, this topic has represented approximately 7 percent of the total ballot measures in local elections (See Trend Table B). Among all county measures, revenue issues accounted for about 7 percent; but among city's measures, revenue accounted for about 11 percent of the issues. As there was only one revenue issue at the school district level in the 12-year period, percentages for its portion of the school measures have little meaning.
- Figure 1 provides an overview of the average (mean) number of local ballot measures and the percent of those measures passed for the past 12 years (1995-2006). As can be seen in the figure, one of the more interesting findings brought to light in the CEDA data is the fact that there is relatively little variation across years in terms of the pass rates of ballot measures, whether the measures were at the county, city or school district level, regardless of the topic of the measure.
 - Overall, slightly more than 61 percent of ballot measures passed and the pass rates held fairly constant in even year elections (61% passing rate) and in odd years (63% passing rate).
 - The level of ballot measures also appeared to have little overall impact on the passing rate for various measures. County measures had the lowest passing rate at 56 percent overall, with school district measures having the best passing rate about ten percent better than county measures at 65 percent.
 - County measures showed the greatest disparity in passing rates between odd and even year elections, fairsing much better in odd year elections. For example, county elections witnessed an 18 better passing rate for *tax* propositions, a 20 percent better passing rate for *recall* measures, a 21 percent better passing rate for *bond* proposals, and a 22 percent better passing rate for *initiatives* in odd as opposed to even year elections.
 - Among the six types of ballot measures identified in the CEDA data, *recalls* and *charter amendments* had the highest pass rates, 76 percent and 66 percent respectively, while *initiatives* and *taxes* had the lowest pass rates with 46 percent and 50 percent.



*Revenue data has only been collected as a separate topic since 2000.

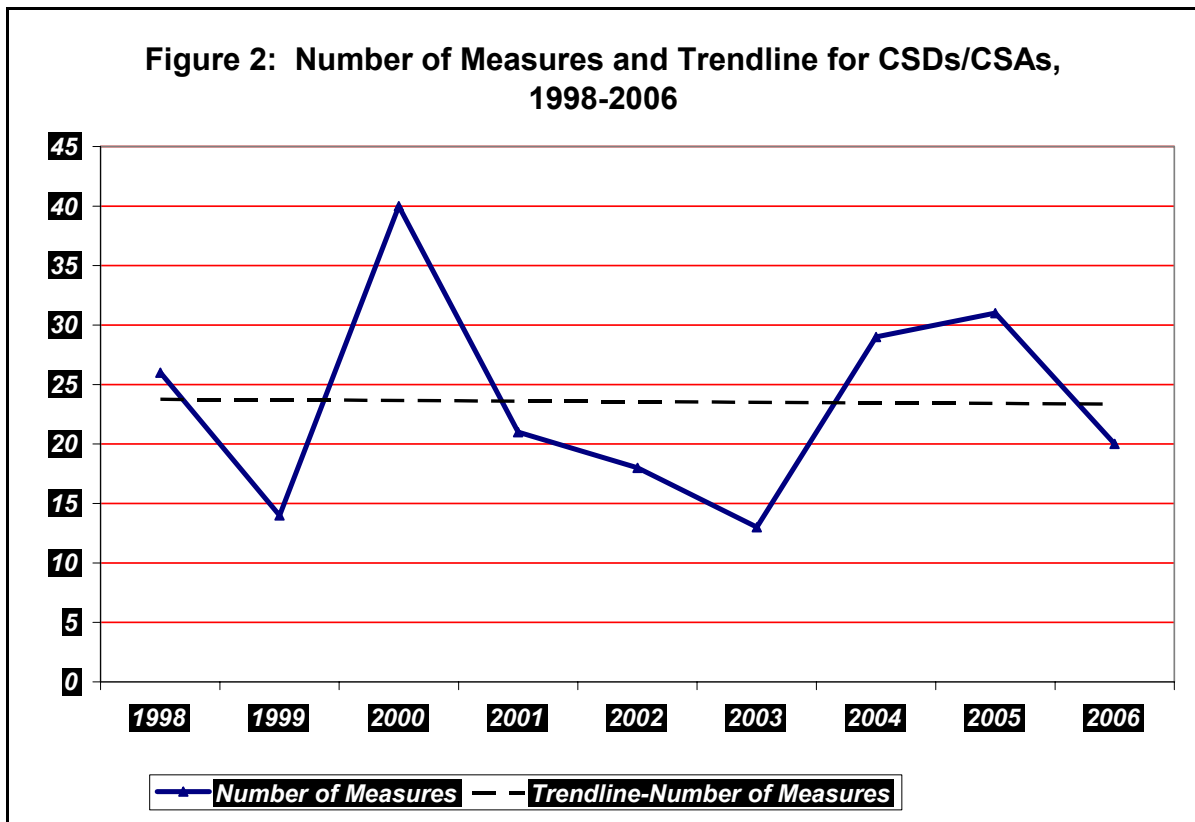
Bond and Tax Measures

- *Bonds* and *tax* measures each made up about 27% of the measures, totally just over half (54%) of all ballot measures over the twelve years of election results tracked by CEDA. *Ordinances* and *charter amendments*, affecting policy shifts in local government, constituted another 35%. *Initiatives* and *recalls* accounted for only 6% of the total local ballot measures (See Trend Table A).
 - School districts remain responsible for the vast majority of the *bonds* placed before voters—about 92% over 12 years of data collection. *Tax* measures are more dispersed, with a majority sponsored by cities (56%). Another quarter (26%) are accounted for by counties, with slightly less than one-fifth (18%) of local tax measures having their origin in local school districts (See Trend Table A).
- In the 12 years that CEDA has been collecting data, measures had much higher rates of passage for bonds than for taxes. The average pass rate for bonds was 64%, while the pass rate for taxes during the period was only 50% (See Trend Table A).

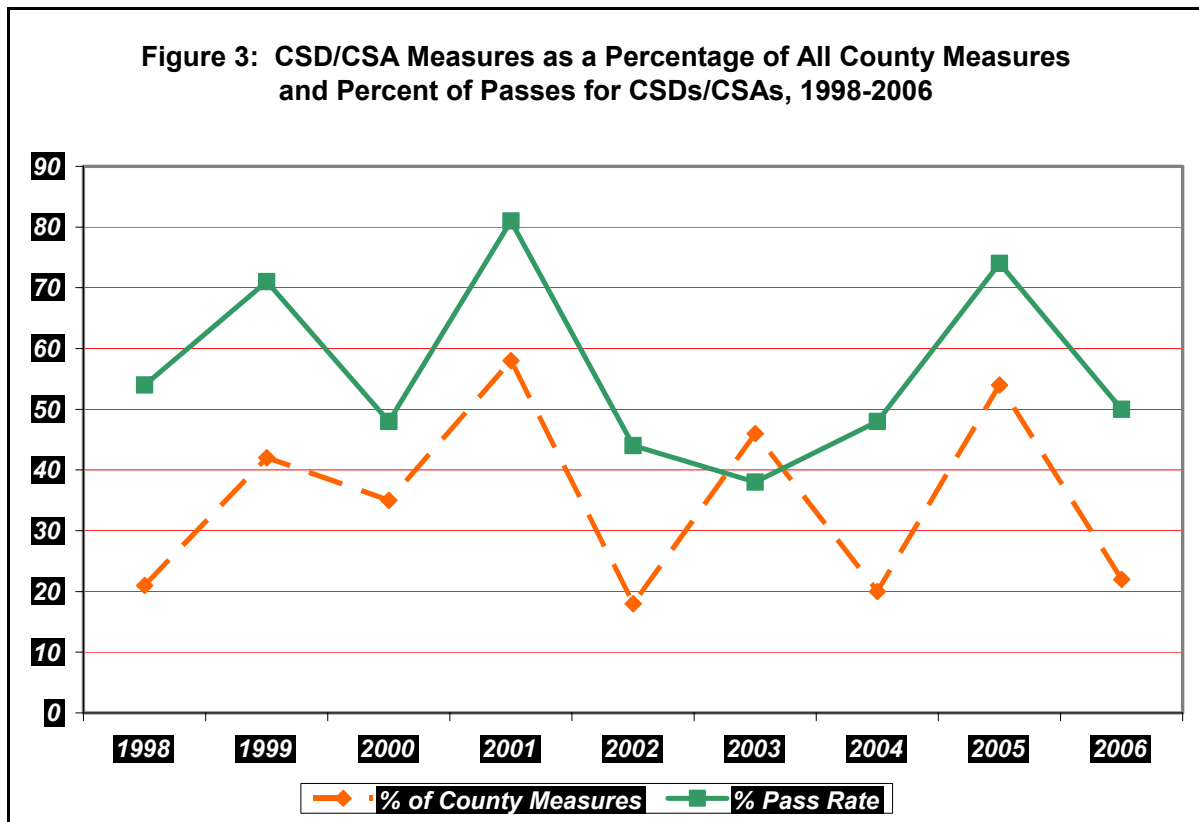
- Overall, pass rates for tax measures are consistently higher in odd-numbered years than in even-number years—an average of 57% in odd years compared with 47% for the even-numbered years. As noted above with regard to general pass rates, counties saw the biggest differences between pass rates for taxes in odd versus even years, with an average pass rate of 56% in odd years and 38% in even years. The discrepancy for odd and even years was less for cities, with an average 56% pass rate in odd years and a 51% pass rate in even years. With the addition of this year's data, it also appears that school districts have a slightly better chance of passage of tax measures in odd and even years—a pass rate for tax measures in odd years of 58 percent and of 55 percent in even years (See Trend Table A).
- On the other hand, on average, pass rates for bond measures are higher in even-numbered years (66% vs. 61%). However, while bond measures are more likely to pass in even years versus odd years for cities (63% versus 59%) and in school districts (67% vs. 60%); they are more likely to pass in odd numbered years for counties (71% vs. 50%) (See Trend Table A).

Community Services Districts and County Service Areas

Community Service Districts (CSDs) and County Service Areas (CSAs) were introduced at the turn of the new century as an accommodation to the tax restrictions posed by Proposition 13. Portions of a county could form a special district and agree to tax themselves to provide services that the population as a whole might not support. CEDA began tracking community service district ballot measures in 1998. Despite considerable fluctuation in the number of CSD/CSA measures during the subsequent nine-year period, speculation that the number would increase over time is not supported by the overall data (see the dashed trendline in Figure 2 below). As seen in the Figure, while the number of measures (represented by the solid line) increased dramatically from 1999 to 2000, the number experienced an equally sharp decline in the following three years. In the following two years, the number of CSD/CDA measures once again saw a noticeable increase, to a level second only to the peak in these measures observed in 2000. However, in the past election cycle, a drop in the number of such measures has once again emerged. At this point, the data suggests that while yearly changes can be expected, the overall trend in the number of CDS/CSA measures remains steady.



- As was raised in last year's report, an important question is whether, as CSD/CSA measures become a larger percentage of all county measures, they lose effectiveness in terms of their passage rate. With this year's data, the answer clearly appears to be no. As seen in Figure 3 below, as the CSD/CSA measures become a larger portion of the total county ballot, the percentage of those measures passing also grows. In fact, with the exception of 2003, when the passage rate of CSD/CSA measures went down while the percentage of these measures went up (as a portion of the total number of county ballot measures), the trend over the past nine years has been that the greater the proportion of CSD/CSA measures among all county ballot measures, the greater the likelihood of those measures will pass. Conversely, when CSD/CSA measures, as a proportion of county measures, drop, the percentage of those CSD/CSA measures passing similarly declines.



- Since 1998, 212 ballot measures have dealt with Community Service Districts in 34 different counties. However, the use of CSD/CSA measures varied widely among these counties. Six counties accounted for nearly two-thirds (63%) of CSD/CSA-related measures—Contra Costa (14), El Dorado (34), Kern (16), Marin (29), San Diego (21) and San Luis Obispo (20). By contrast, 24 counties have had 5 or fewer CSD/CSA measures on their ballots over the 12-year period. (See Trend Table C).
- In the nine years since their inception, the principal type of CSD/CSA measure has involved taxes (154; 73%). Interestingly, another funding mechanism, bond measures, has only appeared as CSD/CSA proposals five times (about 2% of the total measures). Behind taxes, Ordinances (20; 9%) and Gann Limit issues (19; 9%) were a distant second and third in terms of prevalence on the ballot. Recalls (10), bond measures (5) and advisory measures (4) together accounted for less than ten percent of the total number of measures during the 9-year period (See Trend Table D).
 - Overall, CSD-related tax measures were passed about half (48%) of the time. As with other tax related ballot measures, CSD/CSA measures in this area were more apt to pass in the odd-year elections (60%) and more apt to fail in even years (42%). CSDs/CSAs do slightly better than counties in passing tax measure (48% versus 42% respectively). On the other hand, cities do slightly better than CSDs/CSAs, passing 52% of their tax measures, while school districts enjoy the greatest success with these measures with a 57 percent passage rate (See Trend Tables A & D).

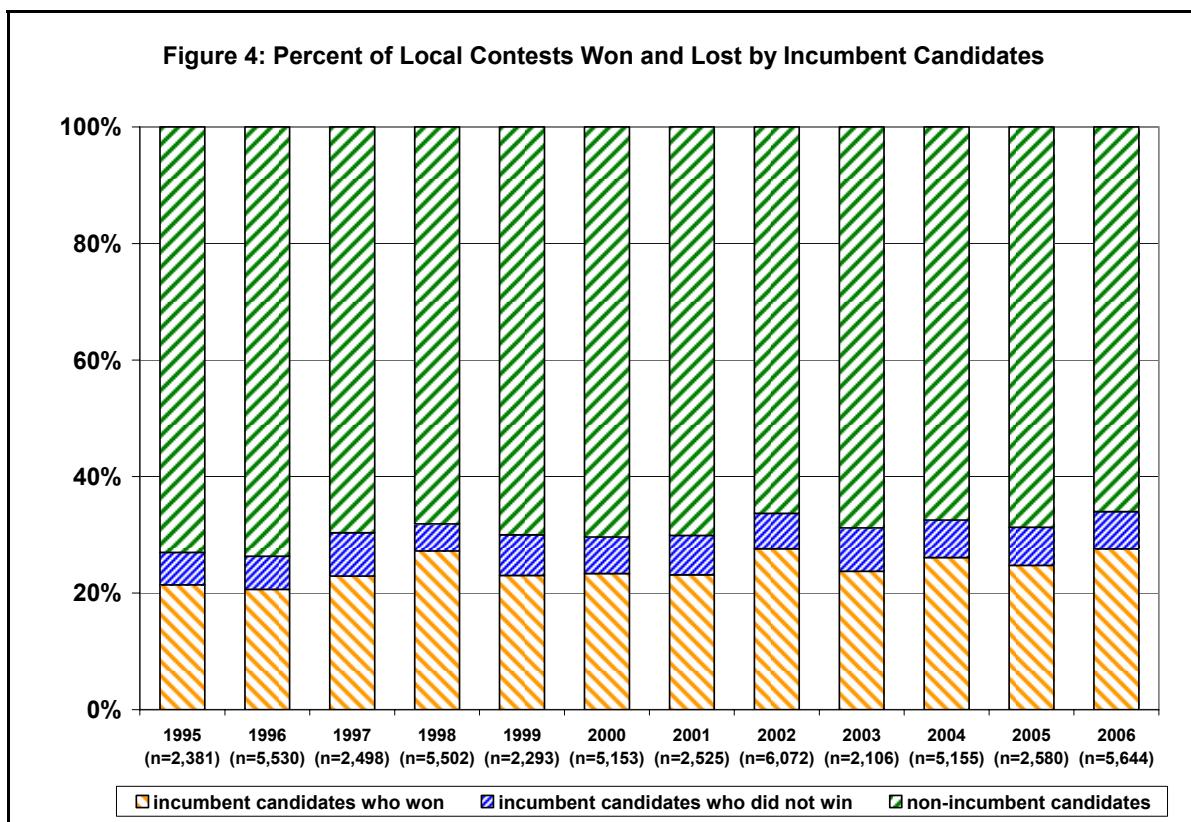
- When we separate out CSD/CSA measures from all county measures, we see that non-CSD/CSA measures and CSD/CSA measures had exactly the same passage rate, 57 percent. However, CSDs/CSAs did much better than other county measures when the ballot measure involved taxes. County tax measures that are non-CSD/CSA related had a 38 percent pass rate, while CSD/CSA tax measures enjoyed a 48 percent passage rate (See Trend Table E).
- Public safety remains the most common focus of CSD/CSA measures (71 of the 212 measures; 33%), followed by governance (34), general services (28), transportation (25) and public facilities (24). It is interesting to note that there were no governance or public facility measures for two years after tracking of CSDs/CSAs was initiated in 1998, but governance has appeared as a CSD/CSA issue in every election since then, and public facilities measures have appeared in all but one (2003). By contrast, only six environmental measures have been on the ballot—three each in the first two years, but environmental proposals have not appeared on a CSD/CSA ballot measures for the past decade. Land use ballot measures have similarly appeared only twice with two ballot measures in 2000 and two in 2005) (See Trend Table F).

CANDIDATES

During the 12 years of CEDA tracking of local office elections, stable patterns have emerged with regard to the number of candidates seeking offices, and distribution of candidates across the various local offices that are tracked.

- The total number of candidates for local offices (county boards of supervisors, other county offices, city councils, and local school boards) is consistently over twice as high in even-numbered than in odd-numbered years. (See Trend Table G)
- In the 12 years of CEDA data collection, school district candidates have comprised just under half (48%) of all candidates for local offices. Candidates for city offices make up about 37% of the local candidates, while the smallest percentage of local election candidates reflects those seeking county offices (about 15%).
 - Off-year elections are dominated by school district candidates. With the exception of the 2005 elections, they make up about two-thirds of the candidates (between 62% and 69% of all candidates) on the ballot. In 2005, the percentage of school district candidates dropped to 55% while the number of city candidates rebounded to the largest number (since CEDA tracking was initiated), after an abnormally small number of city election candidates took part in the 2003 election. Although there are many more school board races in even-numbered years, these candidates make up less than half of all candidates (40% to 46%) when the majority of county and city races take place (See Trend Table G).

- The percentage of candidates running for county offices “pops” upward on on-cycle election years. For example, in 1996, 2002 and 2006, the county candidates averaged 22 percent of all local election candidates; however, during the other nine years of data collection, the county candidates comprised only seven percent of all the candidates. Further, the introduction of CSD/CSA offices has dramatically increased the number of county candidates in local elections and is particularly noticeable in the odd year elections. For example, between 1999 and 2006, CSD/CSA candidates averaged 89 percent of the total number of county candidates.
- On average, slightly less than one-third (about 31 %) of all candidates for local offices are incumbents. Thirty-three percent (33%) of those running for school boards are incumbents, while 28 percent of those running for county supervisor¹ seats presently hold the office and 24% of those seeking positions on the city council are incumbents. (See Figure 3 and Trend Table I).
- Nearly four out of every five (79%) incumbents running for local reelection win their respective offices. (See Figure 3 and Trend Table I).



¹ Note: This percentage is calculated on those years in which county supervisors were normally up for election. In off years there were either no candidates or a very small number running for vacated seats.

- In local elections, during the past 12 years, a little more than half (52%) of winning candidates are incumbents. This means that the local political area is seeing a fresh mixture of individuals comprising local elected offices and bodies with each election cycle. Conversely, this also suggests that fears of control of these institutions by a group of long-term political incumbents may be overstated.
 - In local elections for county offices in 2006, approximately 60 percent of the winning candidates were incumbents while 40 percent of the winning candidates were incumbents (See Table 2.2).
 - Among those seeking local county offices in 2006, about 91 percent of the incumbents won their re-election bids. Among the local county office holders tracked, incumbent CSD Directors had the lowest rate of success, with about 77 percent winning re-election. Those incumbents filling the offices of Treasurer/Tax Collector had the greatest success in re-election with 100 percent of incumbents winning re-election. Those filling the offices of Assessor/Auditor/Clerk/Recorder also had considerable success in re-election with only 1 of 103 individuals losing his/her bid for re-election.
 - In city elections in 2006, slightly more than one-half (52%) of the winning candidates were incumbents, while slightly less than one-half (48%) were non-incumbents (See Table 2.2).
 - For city offices in 2006 elections, about 79 percent of incumbents won their bids for re-election. Of the seven city elected positions that were on the ballot in 2006, incumbents in the position of City Clerk were most successful with 95 percent of those running being re-elected. These office holders were followed by those in the City Treasurer's Office (89%), with those in the City Council and in the Mayor's position about even with 77.9% and 77.4% re-elected respectively (Note: Several other offices are reported in Table 2.2 but are not highlighted because of the small number of offices that were up for election).

2006 ELECTION DATA

BALLOT MEASURES

Perhaps the most interesting fact regarding local ballot measures in 2006 are the missing ones. Since CEDA was started in 1995, the total number of county, city and school ballot measures in even number years has averaged 605. In 2006 the total was only 555. Not only did the 555 measures in 2006 represent a marked decrease from the average but it was also the single lowest total of any general election year since 1996.

In 2006 state level observers and practitioners alike expressed concern about “election fatigue.” The recall of Governor Gray Davis in 2003 and the special election called for November 2005 by Governor Schwarzenegger created an unprecedented nine general statewide elections in a single five year period. At the state level 2006 witnessed a drop in both the number of state ballot measures and the measures’ pass rate. At the June primary election, statewide electorate faced only two measures and another 13 at the fall general election. In comparison, four years earlier the totals were four in the primary and 16 at the general. Moreover, the pass rate for state ballot measures was only 41 percent in 2006 compared to a pass rate of 60 percent in 2004.

The CEDA data for 2006 indicates a similar voter and ballot measure fatigue at the local level. The decline in the total number of ballot measures from the even-numbered year average of 605 between 1996 and 2006 occurred at the county and city levels. County measures in even-numbered years average 114; in 2006 there were 93, which is the lowest total in the history of CEDA. City measures average 310 in even-numbered years but there were only 255 in 2006, the lowest total since 1996. In contrast, the number of school district measures did not decline. The average is 182 in even number years but in 2006 there were a total of 207 school measures which is the third highest since 1996.

To the extent there was a voter/ballot measure fatigue in 2006, it did not affect the number of bond measures, though across the board pass rates for local bond measures declined. The total number of local bond measures averaged 159 in even-numbered years but 2006 saw 184. City bond measures were squarely in the pattern since 1996 with the 10 in 2006 matching exactly the even number year average of 10. School districts average 146 bond measures in even number years and in 2006, school districts placed 174 such measures on the ballot. Counties, however, shied away in 2006 when there were no county bond measures (the even-numbered year average since 1996 is three). Pass rates for all local bond measures in even-numbered years is 66 percent; in 2006 it was 59 percent. In 2006, city bonds enjoyed a 50 percent pass rate compared to the even-numbered year average of 63 percent. School district bond measures were approved in 2006 at a rate of 56 percent, much lower than the even-numbered year average of 67 percent. The total amount of bonds offered was also lower in 2006 with \$1.1 billion in city offerings and \$12 billion in school district bonds for a total of \$13.1 billion. In 2005, local governments asked voters to approve \$6 trillion in bonds. Once again, this mirrored state level activity where voters faced fewer state bonds measures and approved fewer than in previous even-numbered years.

Overall, most local ballot measures addressed governance issues (a total in 2006 of 81 or 32 percent of all local measures), revenue measures (50 or 20 percent of all 2006 measures) and land use (41 or 16 percent).

An interesting development in governance related ballot measures was the extraordinary success of measures shifting elected positions to appointive positions. In past years, Californians have generally been loath to give up the ability to vote for local officials. But in 2006 of 19 such measures, nine or 47 percent passed and nine or 53 percent failed. All but one were city clerk or city treasurer positions and voters opted to shift an elected clerk and/or treasurer to an appointive position in Avalon, Brea, Ceres, Hemet, Holtville, Lincoln, Placerville, and Wheatland. Voters in the City of Ukiah voted to abolish the position of an independently elected mayor and return to the General Law standard of a mayor being a member of the city council selected by the council.

Local ballot measures seeking to increase taxes totaled 142 in 2006 of which 79 or 56 percent passed. This is a smaller total than the even-numbered year average since 1996 of 163 but the 2006 pass rate significantly exceeded the even-numbered year average of 47 percent. In six of the 12 years between 1995 and 2006, a majority of tax measures were passed; in the other six years a majority of tax measures were defeated. In three of the years when a majority of tax measures failed, the difference between win and loss rates was less than four percentage points in three years (i.e., pass rates were 48 percent in 1998, 48 percent in 2003 and 47 percent in 2004). This data, especially the 56 percent pass rate of local tax measures in 2006, does not support the assumption that California voters are overwhelming against tax increases.

Land use measures generally reflected the experience of previous years. In 2006 there were a total of 51 land use measures with a pass rate of 61 percent. The even-numbered year average since 1996 is 54 measures and a pass rate of 56 percent. The 2006 land use measures included 10 county and 41 city measures with pass rates of 70 percent and 59 percent, respectively. Of note is the 70 percent pass rate for county measures, which contrasts sharply with the even-numbered year average since 1996 of a 45 percent pass rate.

Noteworthy also is the number of eminent domain measures on local election ballots. Sparked by the national reaction to the United Supreme Court's decision in *Kelo v. City of New London* to permit use of eminent domain for private developments, there were three county and two city measures restricting eminent domain. Orange and San Bernardino Counties adopted the measures as did the Cities of Anaheim, Chula Vista, Dana Point and Newport Beach. Only Napa County rejected an eminent domain measure.

Recall elections stayed in normal range in 2006 with a total of 17 recall measures (four county community service districts; six city and seven school district recalls), which is one more than the even-numbered year average since 1996 of 16 recalls. The success rate, however, was down significantly in 2006. Only five recalls were successful for a pass rate of 29 percent. The even-numbered year average pass rate is 67 percent. Recalls were aimed at 4 members of the California Valley Community Service District in San Luis Obispo County. Two members survived the vote and the third was recalled. Interestingly, the only CSD level recall in 2005 was also in San Luis Obispo County. At the city level, there were recalls in Barstow (a single city council member was recalled), Huron (three city council members, none of whom was recalled), and Rosemead (two city council members, both survived). Additionally, 2006 saw seven members of school district boards of trustees targeted for recall. In Elk Hills Elementary in Kern County, a single trustee was subject to a recall vote but the recall failed (in 2005 voters recalled a trustee in this district). Golden Plains Unified in Fresno County saw three trustees survive recall votes. Three trustees in Rio Elementary in Ventura County were also subject to recalls and all three were recalled.

County Measures. As noted above, the total of 93 county ballot measures in 2006 was both 21 below the average for even-numbered years and the lowest county total in the history of CEDA data. The bulk of county measures affected governance issues (28 or 30 percent); transportation issues (15 or 16 percent), and tax/revenue measures and public safety issues (11 or 12 percent each). Pass rates were 53 percent for governance, 40 percent for transportation and 27.2 for tax/revenue measures and 54 percent for public safety.

Most governance issues dealt with public employee issues, formation of community service or other special districts and miscellaneous charter amendments. County governance measures did include a proposal to split Santa Barbara County (failed), a ban on campaign contributions from “non-local corporations” (Humboldt, passed), imposition of term limits on county supervisors (San Bernardino, passed), and a successful Napa County ordinance that requires county supervisors to certify in writing that they have read and understood all ordinances, regulations and resolutions they vote upon.

Transportation issues are common in county ballot measures because of the critical role counties play in transportation issues. All such county measures would increase county’s sales taxes for transportation projects and of these 15 measures, six passed and nine failed. All but one of the 11 public safety measures dealt with increases in parcel taxes to provide more revenue for sheriff, paramedic and fire protection.

San Francisco once again had the greatest number of ballot measures and the most eclectic. The County-City voters passed judgment on 14 measures ranging from allocating \$10 million for violence prevention programs (failed) to allowing county supervisors on parental leave to participate in office meetings via teleconferences (passed) to calling for the impeachment of President Bush and Vice President Cheney.

One of the more interesting measures of 2006 was from agriculturally rich Kern County. Kern County voters approved a measure banning the use of biosolids (i.e., nutrient-rich organic materials resulting from the treatment of domestic sewage which can be used as fertilizers).

City Measures. Voters in incorporated cities across California faced 255 ballot measures, less than the even-number year average since 1996 of 310 and the fewest city measures since CEDA started keeping records in 1995. Overall, the pass rate of city measures was 64 percent comparable with the even-number year average of 60 percent. City measures most frequently dealt with topics of governance and public safety. Most were ordinances (85 or 33 percent), tax measures (83 or 32.5 percent) and charter amendments (33 or 13 percent).

Tax measures were successful 69 percent of the time with 57 being passed and 26 defeated. Most such measures dealt with sales taxes, parcel taxes and hotel taxes (i.e. transient occupancy taxes). Governance measures include several dealing with the ways vacancies in municipal elected offices are filled, determining terms of office, shifting elected positions to being appointive, and term limits. Of the latter, efforts in Malibu, Needles and Villa Park to ease term limits failed while Los Angeles and Santa Ana eased their term limit laws, LA by increasing the number of terms allowed and Santa Ana by allowing city council members to run again after eight years out of office. City measures also included 41 land use measures of which 24 or 58 percent passed. Sixteen of these measures would have affected a single specific property, including six initiative measures and of these 10 failed (including all the initiative measures) and

10 passed. Another 14 measures would have amended a city's general plan.

City ballot measures in 2006 included more than a few unusual or noteworthy measures. Berkeley committed itself to reducing its greenhouse gases 80 percent by 2050 as well as adopting a policy that President Bush and Vice President Cheney should be impeached. Santa Barbara and Santa Cruz passed measures declaring that enforcing laws against marijuana should be given the lowest possible priorities by city law enforcement agencies. Pasadena rejected a measure to renovate the Rose Bowl to NFL standards, Rancho Mirage passed a measure limiting the height of all buildings to 20 feet or less, and Loyalton in Sierra County turned down a measure to fluoridate its water.

School District Measures. California's school districts bucked the 2006 trend of fewer ballot measures. In 2006, school district voters faced 207 measures which was greater than the even-numbered year average since 1996 of 182 as well as being the third highest total of school measures in any year since 1995.

As is typical since 1995, the majority of school district measures were bonds with 174 of the 207 measures, or 84 percent, asking voters to approve bonds. The remaining 33 measures were divided among taxes, recalls and ordinances.

There were 15 school district tax measures of which 11 or 73 percent failed. All such measures would have increased parcel taxes. The successful measures were in Piedmont City Unified (Alameda County), Shoreline Unified (Marin County), Kenwood Elementary (Sonoma) and Ricon Valley Union Elementary (Sonoma). There were also seven recall measures in three different school districts (Elk Hills Elementary in Kern County, Golden Plains Unified in Fresno County and Rio Elementary in Ventura County). Of the seven trustees subject to recall, four survived but all three in Rio Elementary were recalled. The remaining 11 school district measures dealt with a miscellany of issues and topics. Two districts passed Gann Limit measures (i.e., measures permitting the districts to increase expenditures over the limits imposed by the Gann Initiative of 1984); Beaumont Unified transferred part of the district to Banning Unified (both in Riverside County); Sacramento City Unified adopted measures to elect district trustees from trustee areas rather than at large; Sierra-Plumas Unified in Sierra County adopted three measures which reduced the number of trustees from seven to five and had those five elected from trustee areas based on population and rejected a measure calling for geography based areas; four school districts in Siskiyou consolidated into a single district. Finally Washington Unified in Yolo County held the only school district advisory measure. Voters in the district passed the measure affirming their advice that a portion of bonds approved in 1999 be allocated to build a new high school in West Sacramento.

CANDIDATE ELECTIONS

As 2006 was a general election year, California voters faced far more candidate choices than in 2005. Californians elected a total of 1,230 local officials in 2005 but more than twice that, 2,819, in 2006. Obviously the total number of candidates in 2005 (2,580) was also significantly smaller than the 5,644 candidates in 2006.

As in prior years, CEDA data indicates clearly that high incumbent re-election rates do not equate with a lack of turnover among local elected officials. Many casual observers make the mistake of assuming that, for example, the 77.8 percent reelection rate in 2006 for incumbent

city council members means that very few city councils saw new faces. This simply is not true. The 77.8 percent incumbent reelection rate indicates only that of the total number of city council members seeking reelection, nearly four in five were successful. But reelection rates do not indicate how many incumbents chose not to seek reelection. Given that 118 council members were defeated, approximately 284 incumbents were not candidates for reelection. In short, incumbents tend to be reelected but local elected positions have a healthy turnover. The differences between incumbent reelection rates and turnover are evident at all levels of local elected offices.

County Races. Incumbent members of County Boards of Supervisors enjoyed an 86.1 percent reelection rate but represented only 58.8 percent of all winning candidates. Of the 148 county supervisors elected in 2006, 61 (41.2 percent) were new faces. A total of 14 incumbents were defeated and another 47 did not run for reelection. Turnover among county district attorneys was less, with 90 percent of incumbent DA's running for reelection being successful and only 18 (33.3 percent) of successful candidates being newcomers (10 defeated incumbents and eight won open races without an incumbent running). Directors of community service districts/areas had an incumbent reelection rate of 77.3 percent but only 40.8 percent of all winning candidates were incumbents (58 of 142 total).

In California trial court or Superior Court judges are elected at contested candidate elections for terms of six years. In practice, judges almost always resign in mid-term thus allowing the Governor to appoint a new judge. That newly appointed judge, however, must stand for election at the next general election. In 2006 there were a total of 45 Superior Court judges elected of which 14 were incumbents (reelection rate of 87.5 percent) and 31 non-incumbents. Since only two incumbent judges were defeated, 29 judicial races (64.4 percent) were open, without an incumbent on the ballot.

City Races. Of the 818 city council members elected in 2006, 402 (49.1 percent) were non-incumbents while 416 (50.9 percent) were incumbents. As noted above, 118 incumbents were defeated and another 284 did not seek reelection. City mayors had a reelection rate of 77.4 percent with 48 incumbents being reelected and 14 losing. Overall turnover was higher with a majority of victorious mayoral candidates being non-incumbents. That is, of the total of 100 elected mayors, 48 (48 percent) were incumbents and 52 (52 percent) were non-incumbents.

School Board Races. Incumbent school board members enjoyed reelection rates comparable to their county and city counterparts with 77.8 percent of those seeking reelection being successful. But non-incumbents represented 44.4 percent of all winners (504 of 1,136 winners). Defeated incumbents totaled 180, thus there were 324 open seats occasioned by an incumbent not running for reelection.

2006 COUNTY, CITY AND SCHOOL DISTRICT ELECTION DATES BY COUNTY

	1/10	1/17	1/24	2/7	2/14	3/7	4/4	4/11	6/6	8/22	8/29	9/19	9/22	10/3	11/7
Alameda						✓		✓	✓						✓
Alpine									✓						✓
Amador									✓						✓
Butte									✓						✓
Calaveras									✓						✓
Colusa									✓						✓
Contra Costa									✓						✓
Del Norte									✓						✓
El Dorado									✓						✓
Fresno				✓			✓		✓						✓
Glenn									✓						✓
Humboldt									✓						✓
Imperial									✓						✓
Inyo									✓						✓
Kern									✓						✓
Kings									✓						✓
Lake									✓						✓
Lassen									✓						✓
Los Angeles	✓		✓			✓	✓	✓	✓			✓		✓	✓
Madera									✓						✓
Marin									✓		✓				✓
Mariposa															✓
Mendocino									✓						✓
Merced									✓						✓
Modoc									✓						✓
Mono									✓						✓
Monterey									✓						✓
Napa									✓						✓
Nevada									✓						✓
Orange									✓						✓
Placer									✓						✓
Riverside		✓						✓	✓						✓

2006 COUNTY, CITY AND SCHOOL DISTRICT ELECTION DATES BY COUNTY

	1/10	1/17	1/24	2/7	2/14	3/7	4/4	4/11	6/6	8/22	8/29	9/19	9/22	10/3	11/7
Sacramento									✓						✓
San Benito									✓						✓
San Bernardino				✓					✓						✓
San Diego	✓								✓						✓
San Francisco									✓						✓
San Joaquin									✓						✓
San Luis Obispo									✓						✓
San Mateo								✓	✓						✓
Santa Barbara									✓						✓
Santa Clara									✓				✓		✓
Santa Cruz									✓						✓
Shasta									✓						✓
Sierra									✓						✓
Siskiyou									✓						✓
Solano									✓						✓
Sonoma					✓	✓		✓	✓		✓				✓
Stanislaus									✓						✓
Sutter									✓						✓
Tehama									✓						✓
Trinity									✓						✓
Tulare									✓						✓
Tuolumne									✓						✓
Ventura									✓	✓					✓
Yolo									✓						✓
Yuba									✓						✓

TREND TABLE A NUMBER OF BALLOT MEASURES, PERCENT OF TOTAL MEASURES, AND PERCENT PASSING BY TYPE, JURISDICTION AND YEAR

	ALL MEASURES			BONDS			TAXES			ORDINANCE			RECALLS			INITIATIVES			CHARTER AMENDMENT		
	Mean Number of Measures	% of All Measures	Pass Rate	Mean Number of Measures	% of All Measures	Pass Rate	Mean Number of Measures	% of All Measures	Pass Rate	Mean Number of Measures	% of All Measures	Pass Rate	Mean Number of Measures	% of All Measures	Pass Rate	Mean Number of Measures	% of All Measures	Pass Rate	Mean Number of Measures	% of All Measures	Pass Rate
ALL MEASURES																					
1995-2006	435	100	61	119	27	64	117	27	50	96	22	60	16	4	66	11	3	46	55	13	76
EVEN YEARS	605	100	61	159	26	66	163	27	47	141	23	59	17	3	67	16	3	45	79	13	75
ODD YEARS	264	100	63	80	30	61	70	27	57	50	19	61	15	6	65	6	2	50	32	12	79
COUNTY																					
1995-2006	73	17	56	3	3	60	30	40	42	22	30	64	2	2	60	3	3	47	9	12	65
EVEN YEARS	114	19	53	3	2	50	46	40	38	35	31	61	2	1	50	5	4	45	15	13	65
ODD YEARS	33	12	65	2	7	71	13	40	56	9	29	72	2	5	70	1	2	67	3	9	65
CITY																					
1995-2006	213	49	61	7	3	62	66	31	52	65	31	56	7	3	67	8	4	46	47	22	78
EVEN YEARS	310	51	60	10	3	63	100	32	51	97	31	57	9	3	65	11	4	45	65	21	77
ODD YEARS	117	44	62	4	3	59	33	28	56	33	28	54	5	4	69	6	5	47	29	25	80
SCHOOL DISTRICT																					
1995-2006	148	34	65	110	74	65	21	14	57	8	6	79	7	5	67	0	0	100			
EVEN YEARS	182	30	67	146	80	67	18	10	55	9	5	76	6	3	74						
ODD YEARS	115	44	62	74	64	60	24	21	58	7	6	82	9	8	62	0	0	100			

TREND TABLE A NUMBER OF BALLOT MEASURES, PERCENT OF TOTAL MEASURES, AND PERCENT PASSING BY TYPE, JURISDICTION AND YEAR

ALL MEASURES				BONDS			TAXES			ORDINANCE			RECALLS			INITIATIVES			CHARTER AMENDMENT			
		Number of Measures	% of All Measures	Pass Rate	Number of Measures	% of All Measures	Pass Rate	Number of Measures	% of All Measures	Pass Rate	Number of Measures	% of All Measures	Pass Rate	Number of Measures	% of All Measures	Pass Rate	Number of Measures	% of All Measures	Pass Rate	Number of Measures	% of All Measures	Pass Rate
ALL MEASURES	1995	252	100	61	91	36	47	26	10	35	46	18	61	8	3	88	8	3	50	54	21	93
	1996	573	100	57	64	11	59	141	25	40	176	31	58	33	6	70	18	3	39	115	20	73
	1997	342	100	60	127	37	59	100	29	56	45	13	69	29	8	38	7	2	71	31	9	81
	1998	572	100	60	144	25	58	162	28	48	115	20	58	19	3	74	9	2	56	94	16	77
	1999	283	100	59	107	38	59	54	19	57	68	24	57	14	5	69	10	4	40	20	7	50
	2000	559	100	59	135	24	60	122	22	39	154	28	58	11	2	100	21	4	67	79	14	67
	2001	233	100	70	73	31	75	68	29	72	33	14	58	21	9	71	1	0	100	25	11	60
	2002	657	100	65	245	37	76	155	24	54	136	21	54	8	1	63	10	2	40	77	12	77
	2003	178	100	62	22	12	55	62	35	48	47	26	70	9	5	89	5	3	40	24	13	75
	2004	715	100	63	179	25	75	258	36	47	144	20	64	11	2	73	14	2	29	72	10	79
	2005	295	100	64	57	19	74	111	38	58	59	20	54	11	4	82	7	2	43	35	12	89
	2006	555	100	60	184	33	59	142	26	56	123	22	63	17	3	29	22	4	36	39	7	82
COUNTY MEASURES	1995	17	7	53				6	35	33	2	12	0							6	35	83
	1996	115	20	49	4	3	50	35	30	29	35	30	54	4	3	100	7	6	14	23	20	65
	1997	24	7	63	7	29	57	7	29	71	4	17	100	2	8	50				4	17	25
	1998	121	21	59	1	1	0	50	41	38	31	26	72				4	3	25	25	21	76
	1999	33	17	67	1	3	100	16	48	50	8	24	63							4	12	100
	2000	116	21	49	6	5	83	51	45	29	28	24	50				8	7	88	8	7	38
	2001	36	15	75	3	8	100	13	36	77	11	31	64	4	11	75				1	3	0
	2002	98	15	56	5	5	20	38	39	45	39	40	67	1	1	0	2	2	50	7	7	71
	2003	28	16	64				12	43	25	15	54	100	1	4	0						
	2004	142	20	54				59	42	44	47	33	62	1	1	0	4	3	25	18	13	56
	2005	57	19	63	3	5	67	24	42	65	16	28	56	3	5	100	3	5	67	2	4	50
	2006	93	17	52				44	47	41	30	32	60	4	4	25	2	2	50	6	6	83

TREND TABLE A NUMBER OF BALLOT MEASURES, PERCENT OF TOTAL MEASURES, AND PERCENT PASSING BY TYPE, JURISDICTION AND YEAR

ALL MEASURES				BONDS			TAXES			ORDINANCE			RECALLS			INITIATIVES			CHARTER AMENDMENT			
		Number of Measures	% of All Measures	Pass Rate	Number of Measures	% of All Measures	Pass Rate	Number of Measures	% of All Measures	Pass Rate	Number of Measures	% of All Measures	Pass Rate	Number of Measures	% of All Measures	Pass Rate	Number of Measures	% of All Measures	Pass Rate	Number of Measures	% of All Measures	Pass Rate
CITY MEASURES	1995	118	47	71	4	3	75	7	6	29	38	32	58			7	6	43	48	41	94	
	1996	371	65	58	10	3	30	98	26	43	120	32	58	25	7	76	11	3	55	92	25	75
	1997	144	42	58	2	1	50	70	49	50	28	19	54	9	6	22	7	5	71	27	19	89
	1998	287	50	60	9	3	78	102	36	48	79	28	53	7	2	43	5	2	80	69	24	77
	1999	119	42	53	4	3	75	27	23	52	48	40	48	8	67	100	10	8	40	16	13	38
	2000	297	53	60	11	4	82	65	22	45	113	38	56	6	2	100	13	4	64	71	24	70
	2001	94	40	68	8	9	63	32	34	72	18	19	61	3	3	100	1	1	100	24	26	63
	2002	309	47	60	12	4	83	102	33	58	94	30	48	5	2	60	8	3	38	70	23	77
	2003	89	50	67	2	2	50	14	16	71	29	33	55	6	7	100	5	6	40	24	27	75
	2004	338	47	59	7	2	43	148	44	46	92	27	63	6	2	67	10	3	30	54	16	87
	2005	135	46	61	2	1	0	47	35	55	37	27	51	3	2	33	4	3	25	33	24	91
	2006	255	46	64	10	4	50	83	33	69	85	33	61	6	2	17	20	8	35	33	13	82
SCHOOL DISTRICT MEASURES	1995	117	46	51	87	74	45	13	11	38	6	5	100	8	7	88	1	1	100			
	1996	87	15	61	50	57	66	8	9	63	21	24	62	4	5	0						
	1997	174	51	62	118	68	59	23	13	70	13	7	92	18	10	44						
	1998	164	29	62	134	82	57	10	6	100	5	3	40	12	7	92						
	1999	131	46	62	102	78	58	11	8	82	12	9	92	6	5	33						
	2000	146	26	63	118	81	57	6	4	67	13	9	92	5	3	100						
	2001	103	44	71	62	60	76	23	22	70	4	4	25	14	14	64						
	2002	250	38	75	228	91	76	15	6	53	3	1	100	2	1	100						
	2003	61	34	52	20	33	55	36	59	47	3	5	67	2	3	100						
	2004	235	33	73	172	73	77	51	22	53	5	2	100	4	2	100						
	2005	103	35	69	52	50	77	40	39	55	6	6	67	5	5	100						
	2006	207	37	58	174	84	60	15	7	27	8	4	88	7	3	43						

TREND TABLE B NUMBER OF BALLOT MEASURES, PERCENT OF TOTAL MEASURES, AND PERCENT PASSING BY TOPIC, JURISDICTION AND YEAR

All Measures				Education			Governance			Land Use			Public Safety			Public Facilities			General Services			Transportation			Revenue			
		Number of Measures	% of All Measures	Pass Rate	Number of Measures	% of All Measures	Pass Rate	Number of Measures	% of All Measures	Pass Rate	Number of Measures	% of All Measures	Pass Rate	Number of Measures	% of All Measures	Pass Rate	Number of Measures	% of All Measures	Pass Rate	Number of Measures	% of All Measures	Pass Rate	Number of Measures	% of All Measures	Pass Rate			
All Measures	1995	252	100	61	120	48	53	63	25	84	14	6	57	12	5	50	14	6	57				2	1	0			
	1996	573	100	57	84	15	70	210	37	65	54	9	56	39	7	51	38	7	37	71	12	51	6	1	50			
	1997	342	100	60	175	51	62	43	13	67	19	6	68	12	4	42	15	4	60	35	10	60	4	1	50			
	1998	572	100	60	158	28	63	130	23	64	46	8	70	37	6	43	33	6	58	25	4	80	23	4	70			
	1999	283	100	59	119	42	59	62	22	63	29	10	41	14	5	57	4	1	75	13	5	54	8	3	88			
	2000	559	100	59	151	27	63	141	25	63	73	13	55	31	6	48	39	7	67	20	4	55	21	4	43	15	3	73
	2001	233	100	70	105	45	72	46	19	67	7	3	71	11	5	73	19	8	58	7	3	71	4	2	25	31	13	87
	2002	657	100	65	250	38	75	144	22	66	44	7	43	42	6	57	35	5	49	20	3	60	10	2	40	85	13	62
	2003	178	100	62	61	34	52	52	29	73	15	8	60	12	7	50	5	3	60	6	3	100	8	4	38	13	7	62
	2004	715	100	63	234	33	72	146	21	74	58	8	52	55	8	47	37	5	38	23	3	70	25	3	76	110	15	47
	2005	295	100	64	103	35	69	60	20	72	28	9	39	18	6	44	14	5	64	18	6	67	13	4	62	33	11	70
	2006	555	100	60	207	37	58	109	20	60	51	9	61	37	7	73	22	4	41	12	2	58	22	4	50	61	11	62
County Measures	1995	17	7	53				7	41	71	3	18	33				3	18	67				1	6	0			
	1996	115	20	49	1	1	100	45	39	64	11	10	38	8	7	50	15	13	13	12	10	42	3	3	100			
	1997	24	7	63	1	4	100	5	21	60	3	13	100	2	8	0	5	21	40	3	13	100	1	4	100			
	1998	121	21	59				24	20	75	13	11	62	14	12	36	12	10	42	15	12	67	16	13	75			
	1999	33	17	67				5	15	80				3	9	50	3	9	67	3	9	0	8	24	88			
	2000	116	21	49	1	1	100	22	19	64	17	15	35	14	12	36	16	14	44	8	7	63	16	14	50	9	8	78
	2001	36	15	75	2	6	100	12	33	58	1	3	100	7	19	100	5	14	80	4	11	75	1	3	0	4	11	75
	2002	98	15	56				34	35	71	7	7	71	15	15	33	11	11	36	7	7	57	5	5	40	12	12	67
	2003	28	16	64				10	36	90				5	18	40				2	7	100	2	7	100	6	21	17
	2004	142	20	54	3	2	33	35	25	69	14	10	14	22	15	50	13	9	54	4	3	50	20	14	75	17	12	41
	2005	57	19	63				12	21	67	6	11	33	6	11	33	8	14	75	9	16	78	9	16	78	4	7	50
	2006	93	17	52				28	30	54	10	11	70	11	12	55	7	8	43	2	2	50	15	16	40	11	12	27

TREND TABLE C COMMUNITY SERVICE DISTRICT AND COUNTY SERVICE AREA MEASURES BY COUNTY

	1998			1999			2000			2001			2002			2003			2004			2005			2006			1998-2006		
	N	%	Pass Rate	N	%	Pass Rate	N	%	Pass Rate	N	%	Pass Rate	N	%	Pass Rate	N	%	Pass Rate	N	%	Pass Rate	N	%	Pass Rate	N	%	Pass Rate	N	%	Pass Rate
Butte							1	100	100																			1	100	100
Calaveras																						3	100	100				3	60	100
Contra Costa	1	33	100				4	80	25	1	100	100	2	100	50				3	60	67	3	100	100				14	74	64
El Dorado	2	12	50				7	78	29				1	50	100	6	100	0	2	20	100	14	88	64	2	100	0	34	55	44
Fresno	1	50	100																									1	50	100
Humboldt																			1	25	100	2	100	0				3	50	33
Imperial																						1	50	100				1	13	100
Inyo							1	50	100																			1	50	100
Kern	6	100	50				2	100	0	4	100	75							3	100	33				1	33	100	16	89	50
Lake																			1	100	0							1	100	0
Lassen							1	33	0				4	80	25				1	100	100				1	100	0	7	70	29
Marin				4	100	100	5	100	80	10	91	90	3	100	100	1	100	100				2	100	100	4	100	100	29	97	93
Mendocino				1	100	0							1	100	0				1	50	100							3	75	33
Monterey													1	100	0													1	50	0
Nevada							1	100	100																			1	100	100
Orange	1	100	100													1	100	100										2	33	100
Placer	1	33	100																									1	25	100
Plumas							1	100	100	2	100	100				1	50	100										4	80	100
Riverside				3	100	33				1	100	0	2	67	50	2	100	0	1	100	100							9	90	33
Sacramento	2	40	100				3	75	33																			5	56	60
San Bernardino	2	100	50				3	100	67				1	100	0	1	100	0	1	20	0							8	67	38
San Diego	10	83	30				3	60	33	1	100	100	2	40	0				3	33	33				2	40	100	21	57	38
San Luis Obispo				5	100	100	1	33	0				1	50	100				4	67	50	4	100	100	5	83	100	20	77	70
San Mateo																			1	14	100							1	14	100
Santa Barbara										1	100	0																1	100	0
Santa Cruz																						1	100	0				1	10	0
Shasta							1	100	0																			1	100	0
Siskiyou							2	100	100										5	83	0				2	100	0	9	90	22
Sonoma							1	20	100	1	100	100				1	100	100							1	50	0	4	40	75

TREND TABLE C COMMUNITY SERVICE DISTRICT AND COUNTY SERVICE AREA MEASURES BY COUNTY

	1998			1999			2000			2001			2002			2003			2004			2005			2006			1998-2006		
	N	%	Pass Rate	N	%	Pass Rate	N	%	Pass Rate	N	%	Pass Rate	N	%	Pass Rate	N	%	Pass Rate	N	%	Pass Rate	N	%	Pass Rate	N	%	Pass Rate			
Stanislaus																						1	50	0	1	50	0			
Tulare																1	100	100	1	100	100				2	100	0			
Tuolumne				1	100	0	1	33	0																2	50	100			
Trinity																						1	50	100	1	50	100			
Yuba							2	67	50							1	25	0							3	38	33			
Total for CSD/CSA Measures Over All Counties	26	21	54	14	42	71	40	35	48	21	58	81	18	18	44	13	46	38	29	20	48	31	54	74	20	22	50	212	29	57

TREND TABLE D NUMBER OF COMMUNITY SERVICE DISTRICT AND COUNTY SERVICE AREA MEASURES, PERCENT OF TOTAL COUNTY MEASURES, AND PERCENT PASSING BY TYPE AND YEAR

	ALL CSD/CSA			TAXES			BONDS			ADVISORY			RECALLS			GANN LIMIT			ORDINANCE		
	Number of Measures	% of County Measures	Pass Rate	Number of Measures	% of County Measures	Pass Rate	Number of Measures	% of County Measures	Pass Rate	Number of Measures	% of County Measures	Pass Rate	Number of Measures	% of County Measures	Pass Rate	Number of Measures	% of County Measures	Pass Rate	Number of Measures	% of County Measures	Pass Rate
1998	26	21	54	19	16	58													7	6	14
1999	14	42	71	11	33	64										3	9	100			
2000	40	35	48	28	24	29	1	1	100	3	3	67				6	5	100	2	2	100
2001	21	58	81	11	31	82	2	6	100				3	8	100	3	8	100	2	6	0
2002	18	18	44	14	14	36										4	4	75			
2003	13	46	38	11	39	27													2	7	100
2004	29	20	48	23	16	39				1	1	100				2	1	100	3	2	67
2005	31	54	74	23	40	65	2	4	100				3	5	100	1	2	100	2	4	100
2006	20	22	50	14	15	50							4	4	25				2	2	100
1998-2006	212	29	57	154	21	48	5	1	100	4	1	75	10	1	70	19	3	95	20	3	55

TREND TABLE E NUMBER OF COMMUNITY SERVICE DISTRICT AND COUNTY SERVICE AREA MEASURES, PERCENT OF TOTAL COUNTY MEASURES, AND PERCENT PASSING BY TOPIC AND YEAR

	ALL CSD/CSA			LAND USE			PUBLIC SAFETY			GOVERNANCE			ENVIRONMENT			TRANSPORTATION			PUBLIC FACILITIES			GENERAL SERVICES			REVENUE		
	Number of Measures	% of County Measures	Pass Rate	Number of Measures	% of County Measures	Pass Rate	Number of Measures	% of County Measures	Pass Rate	Number of Measures	% of County Measures	Pass Rate	Number of Measures	% of County Measures	Pass Rate	Number of Measures	% of County Measures	Pass Rate	Number of Measures	% of County Measures	Pass Rate	Number of Measures	% of County Measures	Pass Rate	Number of Measures	% of County Measures	Pass Rate
1998	26	21	54				12	10	58				3	2	33	2	2	50				6	5	17			
1999	14	42	71				2	6	50				3	9	0	5	15	100									
2000	40	35	48	2	2	0	10	9	30	2	2	100				6	5	17	5	4	40	5	4	60	1	1	100
2001	21	58	81				6	17	100	4	11	75				1	3	0	4	11	75	4	11	75	2	6	100
2002	18	18	44				11	11	45	3	3	67							3	3	33	1	1	0			
2003	13	46	38				5	18	40	2	7	100													6	21	17
2004	29	20	48				17	12	47	1	1	0				3	2	33	4	3	50	1	1	0	2	1	100
2005	31	54	74	2	4	0	1	2	100	3	5	100				6	11	100	6	11	67	9	16	78	4	7	50
2006	20	22	50				7	8	71	5	5	40				2	2	50	2	2	0	2	2	50	2	2	50
1998-2006	212	29	57	4	1	0	71	10	53	20	3	70	6	1	17	25	3	60	24	3	50	28	4	54	17	2	53

TREND TABLE F COMPARISON OF PASS RATES FOR COUNTY-WIDE AND COMMUNITY SERVICE DISTRICT/ COUNTY SERVICE AREA TAX MEASURES, 1998-2005

	Total Number of County Measures	NON-CSD/CSA COUNTY-WIDE MEASURES		CSD/CSA MEASURES		NON-CSD/CSA COUNTY-WIDE TAX MEASURES		CSD/CSA COUNTY TAX MEASURES	
		Number of Measures	Pass Rate	Number of Measures	Pass Rate	Number of Measures	Pass Rate	Number of Measures	Pass Rate
1998	121	95	60	26	54	13	9	19	58
1999	33	19	64	14	71	5	20	11	64
2000	115	75	50	40	48	24	30	28	29
2001	36	15	67	21	81	2	50	11	82
2002	98	80	59	18	44	24	50	14	36
2003	28	15	87	13	38	1	0	11	27
2004	142	113	56	29	48	36	47	23	39
2005	57	26	50	31	74	1	100	23	65
2006	93	73	52	20	50	30	37	14	50
1998-2006	723	511	57	212	57	136	38	154	48

TREND TABLE G NUMBER OF CANDIDATES BY JURISDICTION AND YEAR

NUMBER OF CANDIDATES				
	ALL CANDIDATES	COUNTY CANDIDATES	CITY CANDIDATES	SCHOOL DISTRICT CANDIDATES
1995	2,381	0	754	1,627
1996	5,530	822	2,160	2,548
1997	2,498	25	748	1,729
1998	5,502	1,167	1,903	2,432
1999	2,293	138	738	1,417
2000	5,153	894	2,200	2,059
2001	2,525	189	702	1,634
2002	6,072	1,412	2,210	2,450
2003	2,106	213	571	1,322
2004	5,155	878	2,232	2,045
2005	2,580	167	1,005	1,408
2006	5,644	1,247	2,162	2,235
Total	47,439	7,152	17,385	22,906

TREND TABLE H NUMBER OF CANDIDATES FOR MAJOR COUNTY OFFICES BY YEAR

	TOTAL NUMBER OF CANDIDATES	NUMBER OF COUNTY CANDIDATES	COUNTY SUPERVISOR CANDIDATES		CSD/CSA CANDIDATES	
			NUMBER OF CANDIDATES	% OF COUNTY CANDIDATES	NUMBER OF CANDIDATES	% OF COUNTY CANDIDATES
1995	2,381	0	0	0	*	*
1996	5,530	822	574	70	*	*
1997	2,498	25	21	84	*	*
1998	5,502	1,167	362	31	22	2
1999	2,293	138	5	4	109	79
2000	5,153	894	501	56	174	19
2001	2,525	189	0	0	186	98
2002	6,072	1,412	362	26	266	19
2003	2,106	213	10	5	181	85
2004	5,155	878	523	60	235	27
2005	2,580	167	4	2	155	93
2006	5,644	1,247	366	29	235	19
TOTAL	47,439	7,152	2,728	38	1,563	22

*The California Elections Data Archive did not collect information on CSD/CSA candidates until 1998.

TREND TABLE I PERCENT OF INCUMBENT CANDIDATES AND PERCENT OF PREVAILING INCUMBENTS BY MAJOR OFFICE, JURISDICTION AND YEAR

		% OF ALL CANDIDATES	% OF COUNTY SUPERVISOR CANDIDATES	% OF CITY COUNCIL CANDIDATES	% OF SCHOOL DISTRICT CANDIDATES
PERCENT OF CANDIDATES WHO ARE INCUMBENTS	1995	27	0	18	30
	1996	26	24	23	28
	1997	30	5	23	33
	1998	32	27	26	32
	1999	30	0	23	32
	2000	30	30	26	32
	2001	30	0	24	32
	2002	34	32	27	36
	2003	31	0	22	35
	2004	33	28	28	37
	2005	31	0	23	36
	2006	34	28	29	36
PERCENTAGE OF INCUMBENTS WHO WIN	1995	79	0	78	78
	1996	79	69	75	78
	1997	76	0	79	74
	1998	85	86	82	83
	1999	77	0	80	75
	2000	79	87	80	75
	2001	77	0	79	76
	2002	82	78	79	79
	2003	76	0	72	77
	2004	80	78	81	76
	2005	79	0	81	77
	2006	81	86	78	78
PERCENTAGE OF WINNING CANDIDATES WHO ARE INCUMBENTS	1995	49	0	39	50
	1996	47	43	42	47
	1997	49	0	45	49
	1998	55	56	48	53
	1999	51	0	45	51
	2000	52	67	51	50
	2001	50	0	51	49
	2002	56	56	49	56
	2003	50	0	39	54
	2004	55	55	51	57
	2005	52	0	50	52
	2006	55	59	51	56

2006 ELECTION SERIES SUMMARY:
ELECTION OUTCOMES FOR
COUNTY, CITY AND SCHOOL DISTRICT
BALLOT MEASURES AND CANDIDATES

TABLE A SUMMARY OF OUTCOMES FOR ALL COUNTY, CITY AND SCHOOL DISTRICT BALLOT MEASURES BY TYPE OF MEASURE AND COUNTY, 2006

	TAXES		BONDS		CHARTER AMENDMENT		ADVISORY		INITIATIVE		RECALL		GANN LIMIT		ORDINANCE		POLICY/ POSITION		ALL MEASURES		
	PASS	FAIL	PASS	FAIL	PASS	FAIL	PASS	FAIL	PASS	FAIL	PASS	FAIL	PASS	FAIL	PASS	FAIL	PASS	FAIL	PASS	FAIL	TOTAL
Alameda	4	2	6	1	4	0			0	1					4	2	2		20	6	26
Amador	0	1																	0	1	1
Butte	3	0	0	3															3	3	6
Calaveras			1	0															1	0	1
Colusa	1	0		1			1	0							0	2			2	3	5
Contra Costa	1	3	3	2									1	0	5	1			10	6	16
Del Norte	1	4																	1	4	5
El Dorado	0	2	2	2											1	1			3	5	8
Fresno	2	1	4	4	0	1	1	0			0	6							7	12	19
Glenn	1	1	0	1			0	1											1	3	4
Humboldt	2	0	1	1											1	1			4	2	6
Imperial	1	0	0	1											1	0			2	1	3
Inyo	1	1																	1	1	2
Kern	1	4	6	1					1	0	0	1							8	6	14
Kings			1	3															1	3	4
Lake	0	2	3	0											0	2			3	4	7
Lassen	0	1	0	1															0	2	2
Los Angeles	6	1	14	7	5	1			2	2	0	2			5	4			32	17	49
Madera	1	0	3	2	1	0													5	2	7
Marin	12	0	3	0															15	0	15
Mendocino	1	0	2	0			1	0							1	0			5	0	5
Merced	0	3	1	3											1	1			2	7	9
Modoc	1	1																	1	1	2
Mono	1	1													1	0			2	1	3
Monterey	2	1	7	1															9	2	11
Napa	0	1	1	0									1	0	4	2			6	3	9
Nevada	1	1																	1	1	2
Orange	1	1	0	2	8	0			2	1					5	2			16	6	22
Placer	0	2	0	4											1	2			1	8	9
Riverside	2	1	7	3	1	0			0	1					4	1			14	6	20
Sacramento	0	2	5	2			0	1							2	0			7	5	12
San Benito	0	1	0	4					0	1					0	3			0	9	9
San Bernardino	1	2	1	5	2	1	2	0	2	2	1	0			3	2			12	12	24

TABLE A SUMMARY OF OUTCOMES FOR ALL COUNTY, CITY AND SCHOOL DISTRICT BALLOT MEASURES BY TYPE OF MEASURE AND COUNTY, 2006

	TAXES		BONDS		CHARTER AMENDMENT		ADVISORY		INITIATIVE		RECALL		GANN LIMIT		ORDINANCE		POLICY/ POSITION		ALL MEASURES		
	PASS	FAIL	PASS	FAIL	PASS	FAIL	PASS	FAIL	PASS	FAIL	PASS	FAIL	PASS	FAIL	PASS	FAIL	PASS	FAIL	PASS	FAIL	TOTAL
San Diego	4	0	5	1	7	0									4	3			20	4	24
San Francisco	0	1	1	0											7	3	3	0	11	4	15
San Joaquin	3	2	3	1	2	1													8	4	12
San Luis Obispo	4	1	2	2			3	1			1	3			6	1			16	8	24
San Mateo	4	3	4	1			0	1	0	2					1	1			9	8	17
Santa Barbara	0	3	3	1											2	3			5	7	12
Santa Clara	1	2	5	0	0	2	0	1					2	0	4	3			12	8	20
Santa Cruz	3	0	0	1	1	0			1	2					1	0			6	3	9
Shasta			0	2											0	1			0	3	3
Sierra	1	0													3	2			4	2	6
Siskiyou	2	2													1	0			3	2	5
Solano	2	1							0	1									2	2	4
Sonoma	3	3					1	0							0	1			4	4	8
Stanislaus	0	2	4	2											4	0			8	4	12
Sutter			2	0											0	1			2	1	3
Tehama					0	1													0	1	1
Trinity	1	0													1	0			2	0	2
Tulare	1	1	3	6															4	7	11
Tuolumne	0	1																	0	1	1
Ventura	0	1	4	3					0	1	3	0			1	1			8	6	14
Yolo	2	0	1	0			5	0							2	0			10	0	10
Yuba	1	0	1	1	1	0									1	0			4	1	5
All Counties	79	63	109	75	32	7	14	5	8	14	5	12	4	0	77	46	5	0	333	222	555

TABLE B SUMMARY OF OUTCOMES FOR ALL COUNTY, CITY AND SCHOOL DISTRICT BALLOT MEASURES BY TOPIC OF MEASURE AND COUNTY, 2006

	EDUCATION		LAND USE		PUBLIC SAFETY		GOVERNANCE		ENVIRONMENT		TRANSPORT		PUBLIC FACILITIES		HOUSING		GAMBLING		GENERAL SERVICES		REVENUE		OTHER		ALL MEASURES		
	PASS	FAIL	PASS	FAIL	PASS	FAIL	PASS	FAIL	PASS	FAIL	PASS	FAIL	PASS	FAIL	PASS	FAIL	PASS	FAIL	PASS	FAIL	PASS	FAIL	PASS	FAIL	PASS	FAIL	TOTAL
Alameda	6	1	3	2	1	0	4	0	1		1	0	2	1	0	1					1	1	1	0	20	6	26
Amador																							0	1	0	1	1
Butte	0	3			3	0																		3	3	6	
Calaveras	1	0																						1	0	1	
Colusa	0	1					0	2									1	0			1	0		2	3	5	
Contra Costa	3	2	1	0	0	1	4	1												2	2			10	6	16	
Del Norte													1	0						0	4			1	4	5	
El Dorado	2	2					1	1			0	1								0	1			3	5	8	
Fresno	4	8			1	0	0	4			1	0								1	0			7	12	19	
Glenn	0	1															0	1		1	1			1	3	4	
Humboldt	1	1					1	0											0	1	2	0		4	2	6	
Imperial							1	0					0	1						1	0			2	1	3	
Inyo					0	1														1	0			1	1	2	
Kern	6	2	1	0	0	1					0	1	0	1						1	1			8	6	14	
Kings	1	3																						1	3	4	
Lake	3	0					0	2			0	1								0	1			3	4	7	
Lassen	0	1			0	1																		0	2	2	
Los Angeles	11	6	1	2	2	1	6	4			1	0	1	2	1	0			2	0	2	0	5	2	32	17	49
Madera	3	2					1	0			1	0												5	2	7	
Marin	3	0			11	0													1	0				15	0	15	
Mendocino	2	0					1	0												1	0	1	0	5	0	5	
Merced	1	3					1	1			0	2								0	1			2	7	9	
Modoc																							1	1	1	1	2
Mono															1	0				1	1			2	1	3	
Monterey	7	1									0	1								2	0			9	2	11	
Napa	1	0	1	0			3	2			0	1								1	0			6	3	9	
Nevada											1	1												1	1	2	
Orange	0	2	7	2			7	1			1	0					1	0		0	1			16	6	22	
Placer	0	6					1	2																1	8	9	
Riverside	8	3	1	1			3	1												2	1			14	6	20	
Sacramento	7	3											0	1						0	1			7	5	12	
San Benito	0	4	0	1			0	3											0	1				0	9	9	

TABLE B SUMMARY OF OUTCOMES FOR ALL COUNTY, CITY AND SCHOOL DISTRICT BALLOT MEASURES BY TOPIC OF MEASURE AND COUNTY, 2006

	EDUCATION		LAND USE		PUBLIC SAFETY		GOVERNANCE		ENVIRONMENT		TRANSPORT		PUBLIC FACILITIES		HOUSING		GAMBLING		GENERAL SERVICES		REVENUE		OTHER		ALL MEASURES		
	PASS	FAIL	PASS	FAIL	PASS	FAIL	PASS	FAIL	PASS	FAIL	PASS	FAIL	PASS	FAIL	PASS	FAIL	PASS	FAIL	PASS	FAIL	PASS	FAIL	PASS	FAIL	PASS	FAIL	TOTAL
San Bernardino	1	5	3	1	2	0	5	2			0	1	0	1							1	1	0	1	12	12	24
San Diego	5	1	4	2			7	1			1	0			1	0			1	0	1	0			20	4	24
San Francisco	1	0	1	0	0	1	4	2							3	0					0	1	2	0	11	4	15
San Joaquin	3	1			1	0	2	1			1	0							0	1	1	1			8	4	12
San Luis Obispo	2	2	1	0	1	0	6	4			1	0	0	1					2	0	3	1			16	8	24
San Mateo	4	1	0	3	1	1							0	2	0	1	1	0			3	0			9	8	17
Santa Barbara	3	1					1	3			0	1	0	1							0	1	1	0	5	7	12
Santa Clara	7	1	3	3	1	0	0	3					1	0							0	1			12	8	20
Santa Cruz	0	1	1	0	1	0	0	1											1	0	3	0	0	1	6	3	9
Shasta	0	2	0	1																					0	3	3
Sierra	3	1																	0	1	1	0			4	2	6
Siskiyou	1	0			1	1							0	1							1	0			3	2	5
Solano	0	1	0	1																	2	0			2	2	4
Sonoma	2	1					0	1					1	1			1	0			0	1			4	4	8
Stanislaus	4	2					2	0			0	1			2	0			0	1					8	4	12
Sutter	2	0					0	1																	2	1	3
Tehama							0	1																	0	1	1
Trinity					1	0	1	0																	2	0	2
Tulare	3	7									1	0													4	7	11
Tuolumne					0	1																			0	1	1
Ventura	7	3	1	1	0	1									0	1									8	6	14
Yolo	2	0	2	0			1	0			1	0	3	0							1	0			10	0	10
Yuba	1	1					2	0													1	0			4	1	5
All Counties	121	86	31	20	27	10	65	44	1	0	11	11	9	13	8	3	4	1	7	5	38	23	11	6	333	222	555

TABLE C SUMMARY OF ELECTION OUTCOMES FOR ALL COUNTY, CITY AND SCHOOL DISTRICT OFFICES, 2006

		County Supervisor		Director, CSD*		Other County Offices		City Council		Other City Offices		School Board Member		Total	
		Percent	N	Percent	N	Percent	N	Percent	N	Percent	N	Percent	N	Percent	N
Incumbent Candidates	Win	86.1	87	77.3	58	95.8	275	77.9	416	81.8	90	77.8	632	81.2	1,558
	Lose	13.9	14	22.7	17	4.2	12	22.1	118	18.2	20	22.2	180	18.8	361
	Total	100.0	101	100.0	75	100.0	287	100.0	534	100.0	110	100.0	812	100.0	1,919
Non-Incumbent Candidates	Win	23.0	61	52.5	84	37.0	133	31.2	402	33.8	77	35.4	504	33.9	1,261
	Lose	77.0	204	47.5	76	63.0	226	68.8	888	66.2	151	64.6	919	66.1	2,464
	Total	100.0	265	100.0	160	100.0	359	100.0	1,290	100.0	228	100.0	1,423	100.0	3,725
Winning Candidates	Incumbent	58.8	87	40.8	58	67.4	275	50.9	416	53.9	90	55.6	632	55.3	1,558
	Non-Incumbent	41.2	61	59.2	84	32.6	133	49.1	402	46.1	77	44.4	504	44.7	1,261
	Total	100.0	148	100.0	142	100.0	408	100.0	818	100.0	167	100.0	1,136	100.0	2,819
Losing Candidates	Incumbent	6.4	14	18.3	17	5.0	12	11.7	118	11.7	20	16.4	180	12.8	361
	Non-Incumbent	93.6	204	81.7	76	95.0	226	88.3	888	88.3	151	83.6	919	87.2	2,464
	Total	100.0	218	100.0	93	100.0	238	100.0	1,006	100.0	171	100.0	1,099	100.0	2,825
All Candidates	Incumbent	27.6	101	31.9	75	44.4	287	29.3	534	32.5	110	36.3	812	34.0	1,919
	Non-Incumbent	72.4	265	68.1	160	55.6	359	70.7	1,290	67.5	228	63.7	1,423	66.0	3,725
	Total	100.0	366	100.0	235	100.0	646	100.0	1,824	100.0	338	100.0	2,235	100.0	5,644

*Directors of Community Service Districts, Community Service Areas, and Community Councils

PART 1

VOTE TOTALS, ELECTION OUTCOMES AND
TEXT FOR SCHOOL DISTRICT BALLOT MEASURES

TABLE 1.1 VOTE TOTALS FOR SCHOOL DISTRICT BALLOT MEASURES BY COUNTY, 2006

COUNTY	DATE	SCHOOL DISTRICT	MEASURE	TITLE	TYPE OF MEASURE	TOPIC OF MEASURE	VOTE IN FAVOR	TOTAL VOTE	PERCENT OF VOTE	PASS OR FAIL
ALAMEDA	3/7/2006	Piedmont City Unified	Measure	E	GO Bond	Education: Bonds	2,497	4,294	58.2%	Pass ^F
	4/11/2006	San Leandro Unified	Measure	A	Property Tax	Education	5,193	8,508	61.0%	Fail ^T
	6/6/2006	Oakland Unified	Measure	B	GO Bond	Education: Bonds	62,559	80,231	78.0%	Pass ^F
		Peralta Community College	Measure	A	GO Bond	Education: Bonds	97,685	129,106	75.7%	Pass ^F
		Tracy Joint Union High ¹	Measure	E	GO Bond	Education: Bonds	26	36	72.2%	Pass ^F
	11/7/2006	Berkeley Unified	Measure	A	Property Tax	Education	33,264	41,745	79.7%	Pass ^F
		San Leandro Unified	Measure	B	GO Bond	Education: Bonds	11,398	16,600	68.7%	Pass ^F
ALPINE	No School District Measures									
AMADOR	No School District Measures									
BUTTE	6/6/2006	Marysville Joint Unified ²	Measure	H	GO Bond	Education: Bonds	84	166	50.6%	Fail ^F
		Oroville City Elementary	Measure	A	GO Bond	Education: Bonds	2,697	5,932	45.5%	Fail ^F
	11/7/2006	Yuba Community College ³	Measure	J	GO Bond	Education: Bonds	75	182	41.2%	Fail ^F
CALAVERAS	11/7/2006	Calaveras Unified	Measure	A	GO Bond	Education: Bonds	5,241	9,396	55.8%	Pass ^F
COLUSA	11/7/2006	Yuba Community College ⁴	Measure	J	GO Bond	Education: Bonds	2,128	4,707	45.2%	Fail
CONTRA COSTA	6/6/2006	Byron Union Elementary	Measure	C	GO Bond	Education: Bonds	1,617	2,767	58.4%	Pass ^F
		Contra Costa Community College	Measure	A	GO Bond	Education: Bonds	99,077	173,269	57.2%	Pass ^F
		John Swett Unified	Measure	B	Property Tax	Education	1,857	2,881	64.5%	Fail ^T
	11/7/2006	Liberty Union High	Measure	K	GO Bond	Education: Bonds	12,156	22,845	53.2%	Fail ^F
		Pittsburg Unified	Measure	J	GO Bond	Education: Bonds	7,288	9,833	74.1%	Pass ^F
DEL NORTE	No School District Measures									
EL DORADO	6/6/2006	Mother Lode Union Elementary	Measure	A	GO Bond	Education: Bonds	2,405	4,509	53.3%	Fail ^F
		Sierra Joint Community College ⁵	Measure	B	GO Bond	Education: Bonds	747	1,771	42.2%	Fail ^F
	11/7/2006	Black Oak Mine Unified	Measure	G	GO Bond	Education: Bonds	3,768	6,034	62.4%	Pass ^F
		Buckeye Union Elementary	Measure	K	GO Bond	Education: Bonds	7,910	12,670	62.4%	Pass ^F
FRESNO	2/7/2006	Golden Plains Unified	Recall	1	Recall	Education: Recall	129	300	43.0%	Fail
			Recall	2	Recall	Education: Recall	132	302	43.7%	Fail
			Recall	3	Recall	Education: Recall	148	298	49.7%	Fail

^TIndicates measure required a two-thirds vote to pass. ^FIndicates measure required a 55% vote to pass. All other county measures required a majority vote.

¹Multiple county school district. Results for San Joaquin county are reported separately.

²Multiple county school district. Results for Yuba county are reported separately.

³Multiple county school district. Results for Colusa, Glenn, Lake, Placer, Sutter, Yolo and Yuba counties are reported separately.

⁴Multiple county school district. Results for Butte, Glenn, Lake, Placer, Sutter, Yolo and Yuba counties are reported separately.

⁵Multiple county school district. Results for Placer and Sacramento counties are reported separately.

TABLE 1.1 VOTE TOTALS FOR SCHOOL DISTRICT BALLOT MEASURES BY COUNTY, 2006

COUNTY	DATE	SCHOOL DISTRICT	MEASURE	TITLE	TYPE OF MEASURE	TOPIC OF MEASURE	VOTE IN FAVOR	TOTAL VOTE	PERCENT OF VOTE	PASS OR FAIL
FRESNO (continued)	6/6/2006	Kings Canyon Joint Unified ⁶	Measure	C	GO Bond	Education: Bonds	2,515	4,652	54.1%	Fail ^F
		Kingsburg Joint Union High ⁷	Measure	K	GO Bond	Education: Bonds	1,374	2,285	60.1%	Pass ^F
		Sanger Unified	Measure	S	GO Bond	Education: Bonds	3,298	5,097	64.7%	Pass ^F
		West Hills Community College ⁸	Measure	B	GO Bond	Education: Bonds	1,422	2,829	50.3%	Fail ^F
	11/7/2006	Cutler-Orosi Joint Unified ⁹	Measure	S	Property Tax	Education	56	205	27.3%	Fail ^T
		Dinuba Joint Unified ¹⁰	Measure	T	GO Bond	Education: Bonds	4	8	50.0%	Fail ^F
		Kings Canyon Joint Unified ¹¹	Measure	K	GO Bond	Education: Bonds	4,863	8,033	60.5%	Pass ^F
		Selma Unified	Measure	A	GO Bond	Education: Bonds	3,091	4,410	70.1%	Pass ^F
		West Hills Community College ¹²	Measure	W	GO Bond	Education: Bonds	2,699	5,280	51.1%	Fail ^F
GLENN	11/7/2006	Yuba Community College ¹³	Measure	J	GO Bond	Education: Bonds	79	203	38.9%	Fail
HUMBOLDT	11/7/2006	Fortuna Union Elementary	Measure	X	GO Bond	Education: Bonds	1,720	2,329	73.9%	Pass ^F
		Jacoby Creek Elementary	Measure	Y	GO Bond	Education: Bonds	678	1,465	46.3%	Fail ^F
IMPERIAL	No School District Measures									
INYO	No School District Measures									
KERN	6/6/2006	Antelope Valley Union High ¹⁴	Measure	E-1	GO Bond	Education: Bonds	0	2	0.0%	Fail ^F
		Beardsley Elementary	Measure	B	GO Bond	Education: Bonds	1,444	2,383	60.6%	Pass ^F
		Fruitvale Elementary	Measure	C	GO Bond	Education: Bonds	2,257	4,009	56.3%	Pass ^F
		Sierra Sands Unified ¹⁵	Measure	A	GO Bond	Education: Bonds	4,687	7,663	61.2%	Pass ^F
		Standard Elementary	Measure	D	GO Bond	Education: Bonds	2,166	3,342	64.8%	Pass ^F
	11/7/2006	Bakersfield City Elementary	Measure	G	GO Bond	Education: Bonds	17,657	27,661	63.8%	Pass ^F
		Elk Hills Elementary	Recall	1	Recall	Education: Recall	44	98	44.9%	Fail
		Greenfield Union Elementary	Measure	H	GO Bond	Education: Bonds	3,241	4,636	69.9%	Pass ^F

⁶Multiple county school district. Results for Tulare county are reported separately.⁷Multiple county school district. Results for Kings and Tulare counties are reported separately.⁸Multiple county school district. Results for Kings, Madera, Monterey, and San Benito counties are reported separately.⁹Multiple county school district. Results for Tulare county are reported separately.¹⁰Multiple county school district. Results for Tulare county are reported separately.¹¹Multiple county school district. Results for Tulare county are reported separately.¹²Multiple county school district. Results for Kings, Madera, Monterey, and San Benito counties are reported separately.¹³Multiple county school district. Results for Butte, Colusa, Lake, Placer, Sutter, Yolo and Yuba counties are reported separately.¹⁴Multiple county school district. Results for Los Angeles county are reported separately.¹⁵Multiple county school district. Results for San Bernardino county are reported separately.

TABLE 1.1 VOTE TOTALS FOR SCHOOL DISTRICT BALLOT MEASURES BY COUNTY, 2006

COUNTY	DATE	SCHOOL DISTRICT	MEASURE	TITLE	TYPE OF MEASURE	TOPIC OF MEASURE	VOTE IN FAVOR	TOTAL VOTE	PERCENT OF VOTE	PASS OR FAIL
KINGS	6/6/2006	Kingsburg Joint Union High ¹⁶	Measure	K	GO Bond	Education: Bonds	58	132	43.9%	Fail ^F
		West Hills Community College ¹⁷	Measure	B	GO Bond	Education: Bonds	1,973	3,882	50.8%	Fail ^F
	11/7/2006	College of the Sequoias ¹⁸	Measure	C	GO Bond	Education: Bonds	8,257	13,877	59.5%	Pass ^F
		West Hills Community College ¹⁹	Measure	W	GO Bond	Education: Bonds	3,298	6,399	51.5%	Fail ^F
LAKE	11/7/2006	Mendocino-Lake Community College ²⁰	Measure	W	GO Bond	Education: Bonds	6,160	10,086	61.1%	Pass ^F
		Middletown Unified	Measure	X	GO Bond	Education: Bonds	2,020	3,021	66.9%	Pass ^F
		Yuba Community College ²¹	Measure	J	GO Bond	Education: Bonds	4,999	8,393	59.6%	Pass ^F
LASSEN	11/7/2006	Susanville Elementary	Measure	P	GO Bond	Education: Bonds	1,663	3,195	52.1%	Fail ^F
LOS ANGELES	6/6/2006	Antelope Valley Union High ²²	Measure	E	GO Bond	Education: Bonds	15,105	28,810	52.4%	Fail ^F
		Covina-Valley Unified	Measure	C	GO Bond	Education: Bonds	5,432	7,872	69.0%	Pass ^F
		Hermosa Beach City Elementary	Measure	A	GO Bond	Education: Bonds	1,840	3,653	50.4%	Fail ^F
		Las Virgenes Unified ²³	Measure	G	GO Bond	Education: Bonds	6,643	10,341	64.2%	Pass ^F
		Monrovia Unified	Measure	M	GO Bond	Education: Bonds	4,301	6,409	67.1%	Pass ^F
		Rowland Unified ²⁴	Measure	R	GO Bond	Education: Bonds	4,775	6,770	70.5%	Pass ^F
		Snowline Joint Unified ²⁵	Measure	I	GO Bond	Education: Bonds	17	28	60.7%	Pass ^F
		Torrance Unified	Measure	T	GO Bond	Education: Bonds	12,694	23,694	53.6%	Fail ^F
	11/7/2006	Westside Union Elementary	Measure	K	GO Bond	Education: Bonds	4,543	8,652	52.5%	Fail ^F
		Arcadia Unified	Measure	I	GO Bond	Education: Bonds	10,104	15,093	66.9%	Pass ^F
		Baldwin Park Unified	Measure	K	GO Bond	Education: Bonds	6,727	9,335	72.1%	Pass ^F
		Bassett Unified	Measure	E	GO Bond	Education: Bonds	2,844	3,876	73.4%	Pass ^F
		El Segundo Unified	Measure	Q	GO Bond	Education: Bonds	2,909	5,818	50.0%	Fail ^F
		Paramount Unified	Measure	AA	GO Bond	Education: Bonds	6,845	9,233	74.1%	Pass ^F
		Santa Clarita Community College	Measure	M	GO Bond	Education: Bonds	38,292	61,119	62.7%	Pass ^F

¹⁶Multiple county school district. Results for Fresno and Tulare counties are reported separately.

¹⁷Multiple county school district. Results for Fresno, Madera, Monterey, and San Benito counties are reported separately.

¹⁸Multiple county school district. Results for Tulare county are reported separately.

¹⁹Multiple county school district. Results for Fresno, Madera, Monterey, and San Benito counties are reported separately.

²⁰Multiple county school district. Results for Mendocino county are reported separately.

²¹Multiple county school district. Results for Butte, Colusa, Glenn, Placer, Sutter, Yolo and Yuba counties are reported separately.

²²Multiple county school district. Results for Kern county are reported separately.

²³Multiple county school district. Results for Ventura county are reported separately.

²⁴Multiple county school district. Results for Orange county are reported separately.

²⁵Multiple county school district. Results for San Bernardino county are reported separately.

TABLE 1.1 VOTE TOTALS FOR SCHOOL DISTRICT BALLOT MEASURES BY COUNTY, 2006

COUNTY	DATE	SCHOOL DISTRICT	MEASURE	TITLE	TYPE OF MEASURE	TOPIC OF MEASURE	VOTE IN FAVOR	TOTAL VOTE	PERCENT OF VOTE	PASS OR FAIL
LOS ANGELES	11/7/2006	Santa Monica-Malibu Unified	Measure	BB	GO Bond	Education: Bonds	22,927	33,960	67.5%	Pass ^F
(continued)		Victor Valley Community College ²⁶	Measure	X	GO Bond	Education: Bonds	18	35	51.4%	Fail ^F
MADERA	6/6/2006	Bass Lake Elementary	Measure	R	GO Bond	Education: Bonds	2,213	3,520	62.9%	Pass ^F
		Golden Valley Unified	Measure	S	GO Bond	Education: Bonds	1,438	2,472	58.2%	Pass ^F
		West Hills Community College ²⁷	Measure	B	GO Bond	Education: Bonds	24	61	39.3%	Fail ^F
	11/7/2006	Madera Unified	Measure	U	GO Bond	Education: Bonds	6,812	11,244	60.6%	Pass ^F
		West Hills Community College ²⁸	Measure	W	GO Bond	Education: Bonds	41	106	38.7%	Fail ^F
MARIN	6/6/2006	Ross Elementary	Measure	B	GO Bond	Education: Bonds	976	1,237	78.9%	Pass ^T
		Tamalpais Union High	Measure	A	GO Bond	Education: Bonds	23,420	35,020	66.9%	Pass ^F
	11/7/2006	Shoreline Unified ²⁹	Measure	A	Property Tax	Education	1,586	1,955	81.1%	Pass ^T
MARIPOSA	No School District Measures									
MENDOCINO	11/7/2006	Mendocino Unified	Measure	AA	GO Bond	Education: Bonds	2,327	3,281	70.9%	Pass ^F
		Mendocino-Lake Community College ³⁰	Measure	W	GO Bond	Education: Bonds	12,257	19,420	63.1%	Pass ^F
MERCED	6/6/2006	Weaver Union	Measure	B	GO Bond	Education: Bonds	533	850	62.7%	Pass ^F
	11/7/2006	Merced Union High	Measure	E	GO Bond	Education: Bonds	14,317	26,867	53.3%	Fail ^F
		Turlock Joint Unified	Measure	Y	GO Bond	Education: Bonds	119	237	50.2%	Fail ^F
			Measure	Z	GO Bond	Education: Bonds	121	230	52.6%	Fail ^F
MODOC	No School District Measures									
MONO	No School District Measures									
MONTEREY	6/6/2006	Aromas/San Juan Unified ³¹	Measure	N	GO Bond	Education: Bonds	339	690	49.1%	Fail ^F
		Pacific Grove Unified	Measure	D	GO Bond	Education: Bonds	3,411	5,200	65.6%	Pass ^F
		Paso Robles Joint Unified ³²	Measure	H	GO Bond	Education: Bonds	21	35	60.0%	Pass ^F
		San Luis Obispo Community College ³³	Measure	G	GO Bond	Education: Bonds	79	131	60.3%	Pass ^F
		West Hills Community College ³⁴	Measure	E	GO Bond	Education: Bonds	0	0		

²⁶Multiple county school district. Results for San Bernardino county are reported separately.²⁷Multiple county school district. Results for Fresno, Kings, Monterey, and San Benito counties are reported separately.²⁸Multiple county school district. Results for Fresno, Kings, Monterey, and San Benito counties are reported separately.²⁹Multiple county school district. Results for Sonoma county are reported separately.³⁰Multiple county school district. Results for Lake county are reported separately.³¹Multiple county school district. Results for San Benito and Santa Cruz counties are reported separately.³²Multiple county school district. Results for San Luis Obispo county are reported separately.³³Multiple county school district. Results for San Luis Obispo county are reported separately.³⁴Multiple county school district. Results for Fresno, Kings, Madera, and San Benito counties are reported separately.

TABLE 1.1 VOTE TOTALS FOR SCHOOL DISTRICT BALLOT MEASURES BY COUNTY, 2006

COUNTY	DATE	SCHOOL DISTRICT	MEASURE	TITLE	TYPE OF MEASURE	TOPIC OF MEASURE	VOTE IN FAVOR	TOTAL VOTE	PERCENT OF VOTE	PASS OR FAIL
MONTEREY (continued)	11/7/2006	Alisal Union Elementary	Measure	A	GO Bond	Education: Bonds	3,414	5,266	64.8%	Pass ^F
		Paso Robles Joint Unified ³⁵	Measure	T	GO Bond	Education: Bonds	38	65	58.5%	Pass ^F
		Santa Rita Union Elementary	Measure	C	GO Bond	Education: Bonds	2,161	3,737	57.8%	Pass ^F
		West Hills Community College ³⁶	Measure	W	GO Bond	Education: Bonds	3	3	100.0%	Pass ^F
NAPA	11/7/2006	Napa Valley Unified	Measure	G	GO Bond	Education: Bonds	20,831	34,315	60.7%	Pass ^F
NEVADA	No School District Measures									
ORANGE	6/6/2006	Rowland Unified ³⁷	Measure	R	GO Bond	Education: Bonds	15	34	44.1%	Fail ^F
	11/7/2006	Rancho Santiago Community College	Measure	O	GO Bond	Education: Bonds	48,520	91,286	53.2%	Fail ^F
PLACER	6/6/2006	Alta-Dutch Flat Union Elementary	Measure	E	Property Tax	Education	390	616	63.3%	Fail ^T
		Grant Joint Union High ³⁸	Measure	G	GO Bond	Education: Bonds	32	110	29.1%	Fail ^F
		Sierra Joint Community College ³⁹	Measure	B	GO Bond	Education: Bonds	27,560	63,116	43.7%	Fail ^F
	11/7/2006	Alta-Dutch Flat Union Elementary	Measure	K	Property Tax	Education	505	857	58.9%	Fail ^T
		Loomis Union Elementary	Measure	M	GO Bond	Education: Bonds	4,511	8,505	53.0%	Fail ^F
		Yuba Community College ⁴⁰	Measure	J	GO Bond	Education: Bonds	7	35	20.0%	Fail ^F
PLUMAS	No School District Measures									
RIVERSIDE	6/6/2006	Banning and Beaumont Unified	Measure	B	Ordinance	Education: Districts	6,499	10,575	61.5%	Pass
		Banning Unified	Measure	H	GO Bond	Education: Bonds	1,484	2,801	53.0%	Fail ^F
		Hemet Unified	Measure	C	GO Bond	Education: Bonds	10,463	19,697	53.1%	Fail ^F
		Murrieta Valley Unified	Measure	E	GO Bond	Education: Bonds	6,327	11,026	57.4%	Pass ^F
		Nuview Union Elementary	Measure	D	GO Bond	Education: Bonds	622	1,103	56.4%	Pass ^F
		San Jacinto Unified	Measure	G	GO Bond	Education: Bonds	42,697	78,198	54.6%	Fail ^F
	11/7/2006	Banning Unified	Measure	R	GO Bond	Education: Bonds	2,635	4,546	58.0%	Pass ^F
		Corona-Norco Unified	Measure	U	GO Bond	Education: Bonds	24,101	39,068	61.7%	Pass ^F
		Hemet Unified	Measure	T	GO Bond	Education: Bonds	17,757	30,493	58.2%	Pass ^F
		Perris Elementary	Measure	S	GO Bond	Education: Bonds	2,823	4,111	68.7%	Pass ^F
		San Jacinto Unified	Measure	V	GO Bond	Education: Bonds	4,153	6,198	67.0%	Pass ^F

³⁵Multiple county school district. Results for San Luis Obispo county are reported separately.

³⁶Multiple county school district. Results for Fresno, Kings, Madera, and San Benito counties are reported separately.

³⁷Multiple county school district. Results for Los Angeles county are reported separately.

³⁸Multiple county school district. Results for Sacramento county are reported separately.

³⁹Multiple county school district. Results for El Dorado and Sacramento counties are reported separately.

⁴⁰Multiple county school district. Results for Butte, Colusa, Glenn, Lake, Sutter, Yolo and Yuba counties are reported separately.

TABLE 1.1 VOTE TOTALS FOR SCHOOL DISTRICT BALLOT MEASURES BY COUNTY, 2006

COUNTY	DATE	SCHOOL DISTRICT	MEASURE	TITLE	TYPE OF MEASURE	TOPIC OF MEASURE	VOTE IN FAVOR	TOTAL VOTE	PERCENT OF VOTE	PASS OR FAIL
SACRAMENTO	6/6/2006	Grant Joint Union High ⁴¹	Measure G	GO Bond		Education: Bonds	10,445	16,672	62.6%	Pass ^F
		Natomas Unified	Measure D	GO Bond		Education: Bonds	4,358	7,029	62.0%	Pass ^F
			Measure E	Property Tax		Education	3,974	6,973	57.0%	Fail ^T
		North Sacramento Elementary	Measure C	GO Bond		Education: Bonds	2,523	3,641	69.3%	Pass ^F
		Sierra Joint Community College ⁴²	Measure B	GO Bond		Education: Bonds	2,407	4,439	54.2%	Fail ^F
	11/7/2006	Folsom-Cordova Unified	Measure M	GO Bond		Education: Bonds	63	101	62.4%	Fail ^T
			Measure N	GO Bond		Education: Bonds	8,199	11,845	69.2%	Pass ^F
		Rio Linda Union Elementary	Measure P	GO Bond		Education: Bonds	11,752	18,915	62.1%	Pass ^F
		Sacramento City Unified	Measure J	Ordinance		Education: Districts	39,542	68,238	57.9%	Pass
			Measure K	Ordinance		Education: Districts	45,590	74,551	61.2%	Pass
SAN BENITO	6/6/2006	Aromas/San Juan Unified ⁴³	Measure N	GO Bond		Education: Bonds	632	1,314	48.1%	Fail ^F
		North County Joint Union ⁴⁴	Measure M	GO Bond		Education: Bonds	442	805	54.9%	Fail ^F
		West Hills Community College ⁴⁵	Measure B	GO Bond		Education: Bonds	0	1	0.0%	Fail ^F
	11/7/2006	West Hills Community College ⁴⁶	Measure W	GO Bond		Education: Bonds	0	1	0.0%	Fail
SAN BERNARDINO	6/6/2006	Fontana Unified	Measure C	GO Bond		Education: Bonds	5,598	8,547	65.5%	Pass ^F
		Needles Unified	Measure J	GO Bond		Education: Bonds	536	1,002	53.5%	Fail ^F
		Sierra Sands Unified ⁴⁷	Measure A	GO Bond		Education: Bonds	23	47	48.9%	Fail ^F
		Snowline Joint Unified ⁴⁸	Measure I	GO Bond		Education: Bonds	2,823	5,256	53.7%	Fail ^F
	11/7/2006	Central Elementary	Measure L	GO Bond		Education: Bonds	4,803	7,423	64.7%	Fail ^T
		Victor Valley Community College ⁴⁹	Measure X	GO Bond		Education: Bonds	32,763	61,774	53.0%	Fail ^F

⁴¹Multiple county school district. Results for Placer county are reported separately.⁴²Multiple county school district. Results for El Dorado and Placer counties are reported separately.⁴³Multiple county school district. Results for Monterey and Santa Cruz counties are reported separately.⁴⁴Multiple county school district. Results for Santa Clara county are reported separately.⁴⁵Multiple county school district. Results for Fresno, Kings, Madera, and Monterey counties are reported separately.⁴⁶Multiple county school district. Results for Fresno, Kings, Madera, and Monterey counties are reported separately.⁴⁷Multiple county school district. Results for Kern county are reported separately.⁴⁸Multiple county school district. Results for Los Angeles county are reported separately.⁴⁹Multiple county school district. Results for Los Angeles county are reported separately.

TABLE 1.1 VOTE TOTALS FOR SCHOOL DISTRICT BALLOT MEASURES BY COUNTY, 2006

COUNTY	DATE	SCHOOL DISTRICT	MEASURE	TITLE	TYPE OF MEASURE	TOPIC OF MEASURE	VOTE IN FAVOR	TOTAL VOTE	PERCENT OF VOTE	PASS OR FAIL
SAN DIEGO	6/6/2006	Rancho Santa Fe Elementary	Measure	H	GO Bond	Education: Bonds	1,506	2,925	51.5%	Fail ^F
	11/7/2006	Carlsbad Unified	Measure	P	GO Bond	Education: Bonds	16,250	23,522	69.1%	Pass ^F
		Palomar Community College	Measure	M	GO Bond	Education: Bonds	103,380	178,543	57.9%	Pass ^F
		San Diego Community College	Measure	N	GO Bond	Education: Bonds	149,399	237,005	63.0%	Pass ^F
		Santee Elementary	Measure	R	GO Bond	Education: Bonds	9,742	16,649	58.5%	Pass ^F
		Sweetwater Union High	Measure	O	GO Bond	Education: Bonds	48,916	72,502	67.5%	Pass ^F
SAN FRANCISCO	11/7/2006	San Francisco Unified	Measure	A	GO Bond	Education: Bonds	171,236	231,876	73.8%	Pass ^F
SAN JOAQUIN	6/6/2006	Oakdale Joint Union High ⁵⁰	Measure	R	GO Bond	Education: Bonds	27	45	60.0%	Pass ^F
		Tracy Joint Union High ⁵¹	Measure	E	GO Bond	Education: Bonds	7,204	10,608	67.9%	Pass ^F
	11/7/2006	Lodi Unified	Measure	L	GO Bond	Education: Bonds	9,225	15,176	60.8%	Pass ^F
		Oakdale Joint Union High ⁵²	Measure	C	GO Bond	Education: Bonds	30	70	42.9%	Fail ^F
SAN LUIS OBISPO	6/6/2006	Paso Robles Joint Unified ⁵³	Measure	H-06	GO Bond	Education: Bonds	5,599	10,237	54.7%	Fail ^F
		San Luis Obispo Community College ⁵⁴	Measure	G-06	GO Bond	Education: Bonds	29,385	63,627	46.2%	Fail ^F
	11/7/2006	Cayucos Elementary	Measure	Z-06	GO Bond	Education: Bonds	1,003	1,551	64.7%	Pass ^F
		Paso Robles Joint Unified ⁵⁵	Measure	T-06	GO Bond	Education: Bonds	8,715	14,433	60.4%	Pass ^F
SAN MATEO	6/6/2006	Cabrillo Unified	Measure	S	Property Tax	Education	4,294	6,858	62.6%	Fail ^T
		Menlo Park City Elementary	Measure	U	GO Bond	Education: Bonds	4,936	6,993	70.6%	Pass ^F
	11/7/2006	Jefferson Union High	Measure	N	GO Bond	Education: Bonds	22,025	31,358	70.2%	Pass ^F
		La Honda-Pescadero Unified	Measure	I	GO Bond	Education: Bonds	918	1,309	70.1%	Pass ^F
		San Mateo Union High	Measure	M	GO Bond	Education: Bonds	42,296	63,640	66.5%	Pass ^F
SANTA BARBARA	6/6/2006	Allan Hancock Jt. Community College ⁵⁶	Measure	I	GO Bond	Education: Bonds	22,990	39,962	57.5%	Pass ^F
		Solvang Elementary	Measure	J	GO Bond	Education: Bonds	1,148	1,863	61.6%	Pass ^F
	11/7/2006	Cold Spring Elementary	Measure	K	GO Bond	Education: Bonds	661	1,299	50.9%	Fail ^F
		Los Olivos Elementary	Measure	N	GO Bond	Education: Bonds	469	763	61.5%	Pass ^F

⁵⁰Multiple county school district. Results for Stanislaus county are reported separately.

⁵¹Multiple county school district. Results for Alameda county are reported separately.

⁵²Multiple county school district. Results for Stanislaus county are reported separately.

⁵³Multiple county school district. Results for Monterey county are reported separately.

⁵⁴Multiple county school district. Results for Monterey county are reported separately.

⁵⁵Multiple county school district. Results for Monterey county are reported separately.

⁵⁶Multiple county school district. Results for Ventura county are reported separately.

TABLE 1.1 VOTE TOTALS FOR SCHOOL DISTRICT BALLOT MEASURES BY COUNTY, 2006

COUNTY	DATE	SCHOOL DISTRICT	MEASURE	TITLE	TYPE OF MEASURE	TOPIC OF MEASURE	VOTE IN FAVOR	TOTAL VOTE	PERCENT OF VOTE	PASS OR FAIL
SANTA CLARA	6/6/2006	Foothill-DeAnza Community College	Measure C	GO Bond		Education: Bonds	44,924	68,392	65.7%	Pass ^F
		Morgan Hill Unified	Measure E	Miscellaneous Tax		Education	5,706	10,282	55.5%	Fail ^T
		North County Joint Union ⁵⁷	Measure M	GO Bond		Education: Bonds	16	25	64.0%	Pass ^F
		Oak Grove Elementary	Measure G	Gann Limit		Education	9,644	14,614	66.0%	Pass
	9/22/2006	Luther Burbank Elementary	Measure A	GO Bond		Education: Bonds	203	262	77.5%	Pass ^T
	11/7/2006	Campbell Union High	Measure G	GO Bond		Education: Bonds	32,505	55,855	58.2%	Pass ^F
		Evergreen Elementary	Measure I	GO Bond		Education: Bonds	15,494	21,278	72.8%	Pass ^F
		Los Altos Elementary	Measure H	Gann Limit		Education	12,958	16,642	77.9%	Pass
SANTA CRUZ	6/6/2006	Aromas/San Juan Unified ⁵⁸	Measure N	GO Bond		Education: Bonds	10	19	52.6%	Fail ^F
SHASTA	6/6/2006	Anderson Union High	Measure A	GO Bond		Education: Bonds	3,867	8,416	45.9%	Fail ^F
		Gateway Unified	Measure B	GO Bond		Education: Bonds	3,331	6,427	51.8%	Fail ^F
SIERRA	11/7/2006	Sierra-Plumas Joint Unified	Measure C	Ordinance		Education: Districts	1,296	1,544	83.9%	Pass
			Measure D	Ordinance		Education: Districts	1,098	1,490	73.7%	Pass
			Measure E	Ordinance		Education: Districts	953	1,504	63.4%	Pass
			Measure G	Ordinance		Education: Districts	537	1,476	36.4%	Fail
SISKIYOU	11/7/2006	Multiple Schools ^P	Measure G	Ordinance		Education: Districts	1,398	2,240	62.4%	Pass
SOLANO	6/6/2006	Benicia Unified	Measure I	Property Tax		Education	4,029	7,425	54.3%	Fail ^T
SONOMA	3/7/2006	Kenwood Elementary	Measure A	Property Tax		Education	1,461	2,022	72.3%	Pass ^T
	4/11/2006	Rincon Valley Union Elementary	Measure B	Property Tax		Education	6,881	10,045	68.5%	Pass ^T
	11/7/2006	Shoreline Unified ⁵⁹	Measure A	Property Tax		Education	640	1,043	61.4%	Fail ^T
STANISLAUS	6/6/2006	Oakdale Joint Union High ⁶⁰	Measure R	GO Bond		Education: Bonds	2,519	5,542	45.5%	Fail ^F
	11/7/2006	Chatom Union Elementary	Measure U	GO Bond		Education: Bonds	617	1,007	61.3%	Pass ^F
		Oakdale Joint Union High ⁶¹	Measure C	GO Bond		Education: Bonds	3,826	8,477	45.1%	Fail ^F
		Sylvan Union Elementary	Measure A	GO Bond		Education: Bonds	9,402	16,526	56.9%	Pass ^F
		Turlock Joint Elementary	Measure Z	GO Bond		Education: Bonds	8,449	14,175	59.6%	Pass ^F
		Turlock Joint Union High	Measure Y	GO Bond		Education: Bonds	8,823	15,906	55.5%	Pass ^F
SUTTER	6/6/2006	Franklin Elementary	Measure P	GO Bond		Education: Bonds	452	724	62.4%	Pass ^F
	11/7/2007	Yuba Community College ⁶²	Measure J	GO Bond		Education: Bonds	12,762	22,926	55.7%	Pass ^F

⁵⁷Multiple county school district. Results for San Benito county are reported separately.⁵⁸Multiple county school district. Results for Monterey and San Benito counties are reported separately.^PProposed school district combining Etna Union High, Etna Union Elementary, Fort Jones Union Elementary, and Quartz Valley Elementary.⁵⁹Multiple county school district. Results for Marin county are reported separately.⁶⁰Multiple county school district. Results for San Joaquin county are reported separately.⁶¹Multiple county school district. Results for San Joaquin county are reported separately.⁶²Multiple county school district. Results for Butte, Colusa, Glenn, Lake, Placer, Yolo and Yuba counties are reported separately.

TABLE 1.1 VOTE TOTALS FOR SCHOOL DISTRICT BALLOT MEASURES BY COUNTY, 2006

COUNTY	DATE	SCHOOL DISTRICT	MEASURE	TITLE	TYPE OF MEASURE	TOPIC OF MEASURE	VOTE IN FAVOR	TOTAL VOTE	PERCENT OF VOTE	PASS OR FAIL
TEHAMA	No School District Measures									
TRINITY	No School District Measures									
TULARE	6/6/2006	Kings Canyon Joint Unified ⁶³	Measure	C	GO Bond	Education: Bonds	115	245	46.9%	Fail ^F
		Kings River Union Elementary	Measure	N	GO Bond	Education: Bonds	163	289	56.4%	Pass ^F
		Kingsburg Joint Union High ⁶⁴	Measure	K	GO Bond	Education: Bonds	256	480	53.3%	Fail ^F
		Visalia Unified	Measure	M	GO Bond	Education: Bonds	8,821	17,093	51.6%	Fail ^F
	11/7/2006	College of the Sequoias ⁶⁵	Measure	C	GO Bond	Education: Bonds	22	71	31.0%	Fail ^F
		Cutler-Orosi Joint Unified ⁶⁶	Measure	S	Property Tax	Education	694	1,190	58.3%	Fail ^T
		Dinuba Joint Unified ⁶⁷	Measure	T	GO Bond	Education: Bonds	2,201	3,282	67.1%	Pass ^F
		Exeter Union High	Measure	U	GO Bond	Education: Bonds	2,486	3,931	63.2%	Pass ^F
		Kings Canyon Joint Unified ⁶⁸	Measure	K	GO Bond	Education: Bonds	166	367	45.2%	Fail ^F
		Tipton Elementary	Measure	V	GO Bond	Education: Bonds	174	365	47.7%	Fail ^F
TUOLUMNE	No School District Measures									
VENTURA	6/6/2006	Allan Hancock Jt. Community College ⁶⁹	Measure	I6	GO Bond	Education: Bonds	6	27	22.2%	Fail ^F
		Las Virgenes Unified ⁷⁰	Measure	G6	GO Bond	Education: Bonds	222	364	61.0%	Pass ^F
		Oak Park Unified	Measure	B6	GO Bond	Education: Bonds	2,032	3,389	60.0%	Fail ^T
			Measure	C6	GO Bond	Education: Bonds	2,030	3,378	60.1%	Pass ^F
	8/22/2006	Rio Elementary	Recall	1	Recall	Education: Recall	1,141	1,642	69.5%	Pass
			Recall	2	Recall	Education: Recall	1,117	1,639	68.2%	Pass
			Recall	3	Recall	Education: Recall	1,138	1,639	69.4%	Pass
	11/7/2006	Oak Park Unified	Measure	H6	GO Bond	Education: Bonds	2,786	5,058	55.1%	Fail ^T
		Ocean View Elementary	Measure	J6	GO Bond	Education: Bonds	1,571	2,180	72.1%	Pass ^F
		Oxnard Elementary	Measure	M6	GO Bond	Education: Bonds	12,655	19,631	64.5%	Pass ^F
YOLO	11/7/2007	Washington Unified	Measure	M	Advisory	Education: Bonds	6,112	9,814	62.3%	Pass
		Yuba Community College ⁷¹	Measure	J	GO Bond	Education: Bonds	10,334	16,412	63.0%	Pass ^F

⁶³Multiple county school district. Results for Fresno county are reported separately.

⁶⁴Multiple county school district. Results for Fresno and Kings counties are reported separately.

⁶⁵Multiple county school district. Results for Kings county are reported separately.

⁶⁶Multiple county school district. Results for Fresno county are reported separately.

⁶⁷Multiple county school district. Results for Fresno county are reported separately.

⁶⁸Multiple county school district. Results for Fresno county are reported separately.

⁶⁹Multiple county school district. Results for Santa Barbara county are reported separately.

⁷⁰Multiple county school district. Results for Los Angeles county are reported separately.

⁷¹Multiple county school district. Results for Butte, Colusa, Glenn, Lake, Placer, Sutter, and Yuba counties are reported separately.

TABLE 1.1 VOTE TOTALS FOR SCHOOL DISTRICT BALLOT MEASURES BY COUNTY, 2006

COUNTY	DATE	SCHOOL DISTRICT	MEASURE	TITLE	TYPE OF MEASURE	TOPIC OF MEASURE	VOTE IN FAVOR	TOTAL VOTE	PERCENT OF VOTE	PASS OR FAIL
YUBA	6/6/2006	Marysville Joint Unified ⁷²	Measure	H	GO Bond	Education: Bonds	4,966	8,643	57.5%	Pass ^F
	11/7/2006	Yuba Community College ⁷³	Measure	J	GO Bond	Education: Bonds	7,224	13,571	53.2%	Fail ^F

⁷²Multiple county school district. Results for Butte county are reported separately.

⁷³Multiple county school district. Results for Butte, Colusa, Glenn, Lake, Placer, Sutter, and Yolo counties are reported separately.

TABLE 1.2 TEXT FOR SCHOOL DISTRICT BALLOT MEASURES BY COUNTY, 2006

ALAMEDA	3/7/2006	Piedmont City Unified	Measure E	Pass (55% required)
To repair, reconstruct, or replace Piedmont public school buildings to reduce dangers from earthquakes and to meet state and federal seismic safety standards, provide safe classrooms and facilities and to improve the likelihood of Piedmont schools qualifying for state matching funds, shall the Piedmont City Unified School district issue a maximum of \$56 million in bonds with interest rates within legal limits, and appoint a Citizen's Oversight Committee to guarantee all money raised in the community benefits local children?				
ALAMEDA	4/11/2006	San Leandro Unified	Measure A	Fail (2/3 required)
To provide quality educational programs for San Leandro students, improve school safety, attract and retain quality teachers and staff, restore custodians and update technology, shall the San Leandro Unified School District be authorized to establish the San Leandro Quality Education Act, a special tax of one-and-two tenths cents (\$0.012) per square foot per parcel for six years, beginning July 1, 2006, offering an exemption to citizens 65 years and older, with expenditures monitored by an independent oversight committee?				
ALAMEDA	6/6/2006	Oakland Unified	Measure B	Pass (55% required)
To repair and modernize elementary, middle and high schools and pre-schools, including renovating classrooms, restrooms and other facilities to meet current safety standards, and repairing electrical, plumbing and other building systems; and to build libraries, classrooms, and science and computer labs, shall Oakland Unified School District issue \$435 million in bonds at interest rates within the legal limit and establish a Citizens' Oversight Committee to monitor expenditures, with no money for administrator salaries?				
ALAMEDA	6/6/2006	Peralta Community College	Measure A	Pass (55% required)
Shall Peralta Community College District, which includes Laney and Merritt Colleges in Oakland, Berkeley City College (Vista), and the College of Alameda, issue \$390 million of bonds at the lowest legal interest rates to repair, renovate, construct, acquire, and equip classrooms, educational buildings and college campuses so long as spending is annually reviewed by an independent citizens' oversight committee, no funds are used for administrative salaries, and funds are spent locally and cannot be transferred to the State?				
ALAMEDA	6/6/2006	Tracy Joint Union High	Measure E	Pass (55% required)
To renovate and modernize Tracy High School, including replacing aging plumbing, updating electrical and safety systems, renovating and building new classrooms, and to complete Merritt West High School, shall Tracy Joint Unified School District be authorized to pay or reimburse the cost to construct, replace, renovate, equip and furnish school facilities, issue \$51,000,000 in bonds at interest rates within the legal limit, with no funds for administrator salaries, and appoint an Independent Oversight Committee to monitor bond expenditures?				
ALAMEDA	11/7/2006	Berkeley Unified	Measure A	Pass (2/3 required)
Berkeley Unified School District Special Educational Programs Enhancement Tax. To support quality public education, shall Berkeley Unified School District replace two special taxes expiring in 2007 with one annual special tax for 10 years at 22.80 cents/square foot for residential buildings, 34.36 cents/square foot for commercial/industrial/institutional buildings and \$50 for unimproved parcels with annual cost-of-living adjustments? Funding shall be used for designated purposes including class size reduction, libraries, music, teacher training, and academic support. Independent citizens' committees will monitor this Fund.				
ALAMEDA	11/7/2006	San Leandro Unified	Measure B	Pass (55% required)
To continue to renovate and modernize its schools, upgrade restrooms, electrical, heating and plumbing systems; modernize classrooms; replace aging roofs, improve and expand San Leandro High School classrooms, library and facilities to reduce overcrowding, shall the San Leandro Unified School District be authorized to replace, renovate, acquire and construct school facilities, acquire school sites, issue \$109 million in bonds at legal interest rates, with no funds for administrator salaries, and appoint an Independent Oversight Committee to monitor all bond expenditures?				
BUTTE	6/6/2006	Marysville Joint Unified	Measure H	Fail (55% required)
To improve the quality of education by repairing and modernizing worn-out local schools, such as repairing, upgrading or replacing roofs, heating/air conditioning and plumbing systems; constructing, acquiring, converting, furnishing and equipping school facilities; and to help qualify for State modernization and construction matching funds, shall the Marysville Joint Unified School District issue \$37,000,000 of bonds at legal interest rates, with citizens' oversight, independent audits, and no money for administrators' salaries?				
BUTTE	6/6/2006	Oroville City Elementary	Measure A	Fail (55% required)
In order to complete construction at Ishi Hills Middle School, including building a gymnasium and multipurpose building with space for a basketball court, music classroom, theater, cafeteria, and kitchen, developing athletic fields and installing bleachers, constructing classrooms and school office space, and purchasing computers, desks, and chairs, shall the Oroville City Elementary School District issue \$10 million in bonds at interest rates within legal limits and establish a Citizens' Oversight Committee to monitor all expenditures?				
BUTTE	11/7/2006	Yuba Community College	Measure J	Fail (55% required)
To repair/upgrade Yuba and Woodland Community Colleges, improve job training, university transfer, provide more courses to students close to home, repair/expand classrooms for math, science, healthcare, nursing, police, fire, public safety programs, upgrade electrical, heating, ventilation systems, repair leaky roofs, improve disabled access, upgrade technology, repair, construct, acquire, equip buildings, classrooms, sites, computer labs, shall Yuba Community College District issue \$190 million in bonds, at legal rates, with mandatory audits and citizen oversight to monitor spending?				
CALAVERAS	11/7/2006	Calaveras Unified	Measure A	Pass (55% required)

TABLE 1.2 TEXT FOR SCHOOL DISTRICT BALLOT MEASURES BY COUNTY, 2006

To modernize/replace aging classrooms, build new classrooms, improve computer technology, replace fire alarm and safety communication systems, expand school libraries, construct an auditorium/theater and repair and upgrade athletic fields, and to qualify for approximately \$8 million of State matching funds, shall Calaveras Unified School District issue \$13.5 million in bonds, at legal interest rates, with independent citizen oversight and annual audits, all funds benefiting local schools and no funds going to administrator salaries?

COLUSA 11/7/2006 Yuba Community College Measure J Fail
To repair/upgrade Yuba and Woodland Community Colleges, improve job training, university transfer, provide more courses to students close to home, repair/expand classrooms for math, science, healthcare, nursing, police, fire, public safety programs, upgrade electrical, heating, ventilation systems, repair leaky roofs, improve disabled access, upgrade technology, repair, construct, acquire, equip buildings, classrooms, sites, computer labs, shall Yuba Community College District issue \$190 million in bonds, at legal rates, with mandatory audits and citizen oversight to monitor spending?

CONTRA COSTA 6/6/2006 Byron Union Elementary Measure C Pass (55% required)
To improve the quality of education, shall Byron Union School District be authorized to renovate and modernize existing classrooms and school facilities, construct a library for school and community use, build additional classrooms to relieve overcrowding, make health and safety improvements and upgrade electrical systems to improve student access to computers and modern technology by issuing \$19,700,000 in bonds within legal interest rates, with a citizens' oversight committee, annual audits and no money for administrator or teacher salaries?

CONTRA COSTA 6/6/2006 Contra Costa Community College Measure A Pass (55% required)
To renovate aging college facilities (making energy savings, safety, and handicapped accessibility improvements), and update facilities used by transfer, career and vocational students (for math, science, nursing, technology and other programs) at Contra Costa College, Diablo Valley College, Los Medanos College, the San Ramon Valley and Brentwood centers, shall the Contra Costa Community College District issue \$286,500,000 of bonds at legal interest rates with annual audits and a citizens' oversight committee to monitor spending?

CONTRA COSTA 6/6/2006 John Swett Unified Measure B Fail (2/3 required)
To improve student reading, writing, math and science skills by recruiting and retaining highly qualified teachers and staff, restore programs and positions lost due to budget cuts, and benefit local schools, shall the John Swett Unified School District levy an annual special tax of \$70 per residential parcel and a tax on commercial property in the amounts described in the voter pamphlet, for 5 years, with annual audits, independent oversight, and an exemption for homeowners 65 or older?

CONTRA COSTA 11/7/2006 Liberty Union High Measure K Fail (55% required)
To build a fourth high school to prevent overcrowding at Liberty, Freedom and Heritage High Schools, build new classrooms, science and computer labs at Liberty High School, build a theater at Freedom High School, and acquire land for a fifth high school, shall Liberty Union High School District be authorized to repair, replace, acquire, construct and renovate school facilities and issue \$85,000,000 in bonds at legal interest rates and create an Independent Citizens Oversight Committee to monitor bond expenditures?

CONTRA COSTA 11/7/2006 Pittsburg Unified Measure J Pass (55% required)
To build new classrooms at Pittsburg high schools, emphasize science, technology, and vocational rooms, separate ninth and tenth grade classrooms and facilities, upgrade cafeteria and library, renovate restrooms, and upgrade electrical and plumbing systems, shall Pittsburg Unified School District be authorized to repair, replace, construct and renovate school facilities and equipment and issue \$85,000,000 in bonds at legal interest rates with no funds for administrator salaries and an independent oversight committee to monitor all bond expenditures?

EL DORADO 6/6/2006 Mother Lode Union Elementary Measure A Fail (55% required)
To improve safety conditions, repair and upgrade all neighborhood schools, shall the Mother Lode Union Elementary School District make health and safety improvements to student drop-off areas, expand parking areas, improve fields, eliminate asbestos, upgrade heating and cooling systems, and computer, electrical, and communication systems construct, acquire, repair, furnish and equip classrooms, sites and facilities by issuing \$11,400,000 in bonds at legal interest rates, with guaranteed annual independent financial audits, citizen oversight, and no money for administrators' salaries?

EL DORADO 6/6/2006 Sierra Joint Community College Measure B Fail (55% required)
To prepare students for jobs and transfer to four-year colleges, plan for growth, improve safety by repairing sewers, leaky roofs, decaying walls, plumbing and electrical systems, constructing, repairing classrooms, labs, sites, nursing/police/fire safety facilities, purchasing equipment, upgrading computer technology and providing training, shall Sierra College School Facilities Improvement District No. 3 of Sierra Joint Community College District issue \$78,200,000 in bonds, at legal rates, with citizen oversight, guaranteed annual audits, and no money for administrators' salaries?

EL DORADO 11/7/2006 Black Oak Mine Unified Measure G Pass (55% required)
To improve student safety and the quality of education throughout the Black Oak Mine Unified School District, shall the District repair, improve, update, replace, construct, furnish and equip school facilities and classrooms, such as fire safety and septic systems, plumbing, heating and air conditioning systems, and science and computer laboratories; and help qualify for State matching funds, by issuing \$6,900,000 of bonds, with accountability provided by citizens' oversight and independent audits, and with no funds used for administrators' salaries?

EL DORADO 11/7/2006 Buckeye Union Elementary Measure K Pass (55% required)

TABLE 1.2 TEXT FOR SCHOOL DISTRICT BALLOT MEASURES BY COUNTY, 2006

To improve education quality and student safety at every school, modernize, update and construct classrooms and school facilities at existing schools and become eligible for millions in additional State money, shall the Buckeye Union School District issue \$28,300,000 in bonds at interest rates within the statutory limit? The Board will appoint a citizens' oversight committee, conduct annual independent audits, and spend funds only on school and classroom improvements, with NO money used for administrative salaries?

FRESNO 2/7/2006 Golden Plains Unified Recall 1 Fail
Shall Alex Mezler be recalled (removed) from the office of Governing Board Member of Golden Plains Unified School District, Trustee Area No. 1?

FRESNO 2/7/2006 Golden Plains Unified Recall 2 Fail
Shall Kathy Chaffin be recalled (removed) from the office of Governing Board Member of Golden Plains Unified School District, Trustee Area No. 2?

FRESNO 2/7/2006 Golden Plains Unified Recall 3 Fail
Shall Rod Lucas be recalled (removed) from the office of Governing Board Member of Golden Plains Unified School District, Trustee Area No. 3?

FRESNO 6/6/2006 Kings Canyon Joint Unified Measure C Fail (55% required)
To improve the quality of education, shall the Kings Canyon Joint Unified School District be authorized to construct a library media center at Reedley High, an Elementary School in Reedley, Orange Cove High music building, student support facilities including cafeterias/multipurpose buildings, make health and safety improvements, provide additional classrooms to reduce overcrowding, and qualify the District for \$8,000,000 in State grants by issuing \$32,000,000 in bonds within legal rates, with citizens' oversight, annual audits, and NO money for administrator salaries?

FRESNO 6/6/2006 Kingsburg Joint Union High Measure K Pass (55% required)
To raise money for improvement projects at Kingsburg High School, including improvements to the Football Bowl, Old Gym, and softball fields; added parking; landscape beautification; upgrades and improvements on other athletic fields and school facilities; Little Theater upgrades and improvements; and other listed projects, shall the Kingsburg Joint Union High School District issue and sell up to \$9,900,000 of bonds at not to exceed the maximum legal interest rate, with an oversight committee, and no money going for administrator salaries?

FRESNO 6/6/2006 Sanger Unified Measure S Pass (55% required)
To add classrooms throughout the District, allow the District to access State matching funds, construct a new elementary school, acquire land for a future elementary, middle and high school, repair and upgrade classrooms and facilities, upgrade classroom electrical systems for modern technology, make health and safety improvements, retire facilities debt, shall the Sanger Unified School District issue \$30,800,000 of bonds within legal interest rates, with citizen oversight, independent audits and No money for administrative salaries?

FRESNO 6/6/2006 West Hills Community College Measure B Fail (55% required)
To improve the quality of education for students and the community, shall the West Hills Community College District improve classrooms and educational facilities at all campuses including constructing instructional buildings for computer, math, and social science classes, upgrading electrical systems and technology, building a multipurpose wellness center, and qualifying the District for over \$79,000,000 in State-matching funds by issuing \$49,400,000 in bonds at legal rates, with annual audits, a citizens' oversight committee and NO money for employees' salaries?

FRESNO 11/7/2006 Cutler-Orosi Joint Unified Measure S Fail (2/3 required)
To develop a recreation department within the Cutler-Orosi area to promote youth activities including sports, arts, music, and other experiences that develop young people into active, responsible citizens, shall Cutler-Orosi Joint Unified School District levy a tax of \$100 per parcel for 10 years so long as the Cutler-Orosi School Board oversees the program?

FRESNO 11/7/2006 Dinuba Joint Unified Measure T Fail (55% required)
To relieve student overcrowding by building new classrooms, restrooms and schools, making repairs and improvements to schools throughout the District including science labs, roofing and electrical upgrades, and making the District eligible for approximately \$16,000,000 in State matching funds, shall Dinuba Unified School District issue \$37,000,000 of bonds at the lowest possible interest rates provided spending is annually reviewed by an independent citizens' oversight committee and no money is used for administrative salaries or taken by the State?

FRESNO 11/7/2006 Kings Canyon Joint Unified Measure K Pass (55% required)
To improve the quality of education, shall the Kings Canyon Joint Unified School District be authorized to construct a library media center at Reedley High School, an Elementary School in Reedley, Orange Cove High School music building, student support facilities including cafeterias/multipurpose buildings, make health and safety improvements, provide additional classrooms to reduce overcrowding, and qualify the District for \$8,000,000 in State grants by issuing \$32,000,000 in bonds within legal rates, with citizens' oversight, annual audits, and NO money for administrator or teacher salaries?

FRESNO 11/7/2006 Selma Unified Measure A Pass (55% required)
To improve the quality of education, shall Selma Unified School District be authorized to construct and modernize classrooms and school facilities to relieve student overcrowding, replace deteriorating plumbing and sewer systems, upgrade fire alarm systems, install outdoor lighting to improve safety and security, and make the District eligible to receive up to \$4,000,000 in State-matching funds by issuing \$23,800,000 in bonds, at legal rates with annual audits, an independent citizens' oversight committee and NO money for administrators' salaries?

FRESNO 11/7/2006 West Hills Community College Measure W Fail (55% required)

TABLE 1.2 TEXT FOR SCHOOL DISTRICT BALLOT MEASURES BY COUNTY, 2006

To improve the quality of education for students and the community, shall West Hills Community College District improve classrooms and education facilities at all campuses, including constructing instructional buildings for computer, math and social science classes, upgrading technology, building a multipurpose wellness center, and a new Ag Expo/rodeo arena, by issuing up to \$49,400,000 in bonds at legal rates and qualifying for over \$79,000,000 in state matching funds not otherwise available, with annual audits, and a citizens' oversight committee?

GLENN 11/7/2006 Yuba Community College Measure J Fail
To repair/upgrade Yuba and Woodland Community Colleges, improve job training, university transfer, provide more courses to students close to home, repair/expand classrooms for math, science, healthcare, nursing, police, fire, public safety programs, upgrade electrical, heating, ventilation systems, repair leaky roofs, improve disabled access, upgrade technology, repair, construct, acquire, equip buildings, classrooms, sites, computer labs, shall Yuba Community College District issue \$190 million in bonds, at legal rates, with mandatory audits and citizen oversight to monitor spending?

HUMBOLDT 11/7/2006 Fortuna Union Elementary Measure X Pass (55% required)
Shall Fortuna Union Elementary School District Modernize classrooms, including improvements to electrical systems; improvements to classrooms including replacement of windows and cabinetry; replacement of floor and wall coverings; make health and safety improvements including new restrooms; and construct a new middle school by issuing \$3,900,000 of bonds at interest rates below the legal limit?

HUMBOLDT 11/7/2006 Jacoby Creek Elementary Measure Y Fail (55% required)
Shall the Jacoby Creek Charter School District replace temporary portable classrooms with new permanent facilities by issuing \$2.5 million of bonds at interest rates within legal limits and with citizen oversight?

KERN 6/6/2006 Antelope Valley Union High Measure E-1 Fail (55% required)
To raise educational standards; improve curriculum; acquire, construct and equip two new high schools to reduce overcrowding at Highland, Knight and Palmdale High Schools; upgrade and expand classrooms at Quartz Hill and Eastside High Schools; and add science labs at Lancaster High School, shall Antelope Valley Union High School District issue \$177,500,000 of bonds at legal rates and appoint an Independent Citizens' Oversight Committee to maintain strict financial standards and monitor District spending of bond funds?

KERN 6/6/2006 Beardsley Elementary Measure B Pass (55% required)
To repair and renovate classrooms and schools throughout the District and relieve student overcrowding by building new classrooms and educational facilities, shall the Beardsley School District issue \$10.3 million of bonds at the lowest possible interest rates so long as spending is annually reviewed by an independent citizens' oversight committee, no money is used for administrative salaries and all funds are spent locally and can not be transferred to the State?

KERN 6/6/2006 Fruitvale Elementary Measure C Pass (55% required)
To repair, renovate, construct, acquire, and equip classrooms, educational buildings and school campuses throughout the District, and build new classrooms and educational facilities, shall the Fruitvale School District issue \$29.8 million of bonds at current interest rates so long as spending is annually reviewed by an independent citizens' oversight committee and all funds are spent locally and cannot be transferred to the State?

KERN 6/6/2006 Sierra Sands Unified Measure A Pass (55% required)
To improve the quality of education, shall Sierra Sands Unified School District be authorized to upgrade, renovate, and modernize classrooms and facilities including upgrading plumbing systems, renovating restrooms, making health and safety improvements, repairing and replacing roofs, improving student access to computers and technology, constructing new classrooms, and qualifying the District for over \$13,000,000 in State grants by issuing \$50,500,000 in bonds within legal interest rates, with a citizens' oversight committee, annual audits and NO money for administrator salaries?

KERN 6/6/2006 Standard Elementary Measure D Pass (55% required)
To improve the quality of education, shall Standard School District be authorized to upgrade, improve, construct, and modernize classrooms and school facilities including making health and safety improvements, renovating electrical systems to improve access to computers and technology, constructing new classrooms, upgrading restrooms and plumbing systems, and qualifying the District for \$3,400,000 in State grants by issuing \$28,000,000 in bonds within legal interest rates, with annual audits, a citizens' oversight committee and NO money for administrators' salaries?

KERN 11/7/2006 Bakersfield City Elementary Measure G Pass (55% required)
To improve the quality of education, shall Bakersfield City School District be authorized to upgrade restrooms and plumbing systems, renovate electrical systems to improve student access to computers/technology, acquire and construct classrooms and new schools to reduce overcrowding, make health, safety, and security improvements, improve facilities and qualify the District for up to \$57,000,000 in State grants by issuing \$100,000,000 in bonds within legal limits, with a citizens' oversight committee, annual audits, and NO money for administrator salaries?

KERN 11/7/2006 Elk Hills Elementary Recall 1 Fail
Shall James Stephens be recalled (removed) from the office of School Board Member?

KERN 11/7/2006 Greenfield Union Elementary Measure H Pass (55% required)
To improve safety and learning in neighborhood schools and qualify for State matching funds, shall Greenfield Union School District upgrade inadequate school roofs, plumbing, heating, ventilation, electrical and technology; improve safety /security systems; modernize classrooms/schools; and build three new schools to relieve overcrowding by issuing \$40 million of bonds at legal rates, with independent citizens oversight, mandatory audits, no money for administrative salaries, all funds staying local to improve Greenfield schools and without increasing existing tax rates?

KINGS 6/6/2006 Kingsburg Joint Union High Measure K Fail (55% required)

TABLE 1.2 TEXT FOR SCHOOL DISTRICT BALLOT MEASURES BY COUNTY, 2006

To raise money for improvement projects at Kingsburg High School, including improvements to the Football Bowl, Old Gym, and softball fields; added parking; landscape beautification; upgrades and improvements on other athletic fields and school facilities; Little Theater upgrades and improvements; and other listed projects, shall the Kingsburg Joint Union High School District issue and see up to \$9,900,000 of bonds at not to exceed the maximum legal interest rate, with an oversight committee, and no money going for administrator salaries?

KINGS 6/6/2006 West Hills Community College Measure B Fail (55% required)

To improve the quality of education for students and the community, shall the West Hills Community College District improve classrooms and educational facilities at all campuses including constructing instructional buildings for computer, math and social science classes, upgrading electrical systems and technology, building a multipurpose wellness center, and qualifying the District for over \$79,000,000 in State-matching funds by issuing \$49,400,000 in bonds at legal rates, with annual audits, citizens' oversight committee and NO money for employees' salaries?

KINGS 11/7/2006 College of the Sequoias Measure C Pass (55% required)

To build a permanent educational center in Hanford by acquiring, constructing and equipping buildings, sites, libraries, classrooms, science and computer labs, to prepare students for university transfer, skilled jobs, law enforcement, firefighting and vocational programs, shall the College of the Sequoias Community College District issue \$22 million in bonds, at legal rates, with citizen oversight, guaranteed annual financial audits, no money for administrators salaries?

KINGS 11/7/2006 West Hills Community College Measure W Fail (55% required)

To improve the quality of education for students and the community, shall the West Hills Community College District improve classrooms and educational facilities at all campuses including constructing instructional buildings for computer, math, and social science classes, upgrading electrical systems and technology, building a multipurpose wellness center, and qualifying the District for over \$79,000,000 in State-matching funds by issuing \$49,400,000 in bonds at legal rates, with annual audits, citizens' oversight committee and NO money for employees' salaries?

LAKE 11/7/2006 Mendocino-Lake Community College Measure W Pass (55% required)

To improve education at Mendocino College by: improving and expanding academic facilities to help students prepare for jobs and transfer to 4-year universities; upgrading computers and technology; building a new library/learning center; expanding facilities for nursing and other vocational programs; and by acquiring, constructing, equipping buildings, sites and classrooms, shall Mendocino-Lake Community College district issue \$67.5 million in bonds, at legal rates, and appoint a Citizen's Oversight Committee to monitor expenditures?

LAKE 11/7/2006 Middletown Unified Measure X Pass (55% required)

To improve the quality of education, shall the Middletown Unified School District repair, modernize and improve aging local schools, including technology and safety upgrades and other improvements; construct, acquire, expand, convert, remodel, replace, furnish and equip school facilities; and help qualify for State matching funds, by issuing \$ 15,300,00 of bonds at interest rates within legal limits, with accountability provided by citizens' oversight and independent audits, and with no funds used for administrators' salaries?

LAKE 11/7/2006 Yuba Community College Measure J Pass (55% required)

To repair/upgrade Yuba and Woodland Community Colleges, improve job training, university transfer, provide more courses to students close to home; repair/expand classrooms for math, science, healthcare, nursing, police, fire, public safety programs; upgrade electrical, heating, ventilation systems; repair leaky roofs; improve disabled access; upgrade technology; repair, construct, acquire, equip buildings, classrooms, sites, computer labs, shall Yuba Community College District issue \$190 million in bonds, at legal rates, with mandatory audits and citizen oversight to monitor spending?

LASSEN 11/7/2006 Susanville Elementary Measure P Fail (55% required)

In order to make essential improvements in existing school facilities and grounds, to acquire certain equipment, construct new additions to existing buildings and to qualify for state funding, shall the Susanville School District be authorized to issue \$6,250,000 in bonds, bearing interest at rates not exceeding the statutory limit, establish a citizens' oversight committee and conduct annual audits to assure that funds are spent only on these improvements and for no other purposes?

LOS ANGELES 6/6/2006 Antelope Valley Union High Measure E-1 Fail (55% required)

To raise educational standards; improve curriculum; acquire, construct and equip two new high schools to reduce overcrowding at Highland, Knight and Palmdale High Schools; upgrade and expand classrooms at Quartz Hill and Eastside High Schools; and add science labs at Lancaster High School, shall Antelope Valley Union High School District issue \$177,500,000 of bonds at legal rates and appoint an Independent Citizens' Oversight Committee to maintain strict financial standards and monitor District spending of bond funds?

LOS ANGELES 6/6/2006 Covina-Valley Unified Measure C Pass (55% required)

To improve safety and learning in neighborhood schools and qualify for State matching funds, shall Covina-Valley Unified School District repair or replace deteriorating plumbing, restrooms, roofs, heating, ventilation, and electrical systems; upgrade classroom technology and computers, construct new library/media centers; and upgrade inadequate classrooms, equipment, school facilities and grounds; by issuing \$66,000,000 of bonds at legal interest rates, with independent citizen oversight, no money for administrative salaries, and all funds staying local to benefit Covina-Valley schools?

LOS ANGELES 6/6/2006 Hermosa Beach City Elementary Measure A Fail (55% required)

To help enhance student safety, and complete pending facilities projects and improve the educational environment by making repairs and improvements to existing schools in the District and providing new school facilities, shall the Hermosa Beach City School District issue up to \$13,100,000 of bonds at the lowest

TABLE 1.2 TEXT FOR SCHOOL DISTRICT BALLOT MEASURES BY COUNTY, 2006

available interest rates, extending the existing bond term by not more than 4 years, with spending reviewed by an independent citizens' oversight committee and no money to be used for administrative salaries?

LOS ANGELES 6/6/2006 Las Virgenes Unified Measure G-6 Pass (55% required)
To maintain excellent local schools, repair and upgrade outdated science and technology facilities, classrooms and restrooms, replace aging trailers with modern classrooms, improve fire, security, and emergency systems, update computer and instructional technology, shall Las Virgenes Unified School District issue \$128 million of bonds at legal rates to renovate, acquire, construct, repair and equip our local neighborhood schools, sites and facilities, with required independent financial audits, citizen oversight and no money for administrators' salaries?

LOS ANGELES 6/6/2006 Monrovia Unified Measure M Pass (55% required)
To improve student safety and provide quality education, shall Monrovia Unified School District upgrade Monrovia High School classrooms and library facilities to meet current standards and technology needs; upgrade electrical wiring for technology/security systems; install energy efficient classroom heating, cooling, ventilation systems; construct new science classrooms; construct, repair, acquire facilities, and classroom equipment, by issuing \$45 million in bonds at legal rates, with guaranteed financial audits, citizen oversight, no money for administrators' salaries?

LOS ANGELES 6/6/2006 Rowland Unified Measure R Pass (55% required)
To repair and modernize all Rowland Unified School District schools; upgrade classrooms, science/computer labs, libraries; address building safety issues including - electrical capacity, deteriorating restrooms/plumbing and HVAC; acquire furniture, equipment, and make necessary improvements and construction to school facilities, shall the District issue \$118,000,000 of bonds at interest rates within legal limits, providing annual audits, establishing a citizens' oversight committee to guarantee that all money raised benefits local children?

LOS ANGELES 6/6/2006 Snowline Joint Unified Measure I Pass (55% required)
To relieve overcrowding, improve student learning and safety, and qualify for State matching funds, shall Snowline Joint Unified School District construct 2 new elementary schools, a new middle school, and the first phase of a new high school; upgrade security and technology; and repair/upgrade inadequate classrooms and school facilities, equipment and grounds; by issuing \$108,000,000 of bonds at legal interest rates, with independent citizen oversight, no money for administrative salaries, and all funds staying local to benefit Snowline schools?

LOS ANGELES 6/6/2006 Torrance Unified Measure T Fail (55% required)
To bring all Torrance Unified School District buildings into compliance with current building safety/health codes, repair/renovate existing school facilities, rebuild two existing schools, remove asbestos, upgrade ventilation and fire alarm systems, install wiring for technology in classrooms and libraries, shall Torrance Unified School District issue \$280 million of bonds at interest rates within the legal limit, with annual audits, citizen oversight, and no money for administrators' salaries?

LOS ANGELES 6/6/2006 Westside Union Elementary Measure K Fail (55% required)
To improve the quality of education, shall Westside Union School District be authorized to improve student access to computers and modern technology, modernize classrooms, construct additional elementary and middle schools, replace portable classrooms with permanent classrooms, improve health and safety, and make the District eligible to receive \$21,000,000 in State-grants by issuing \$67,500,000 in bonds within legal interest rates, with annual audits, a citizens' oversight committee and NO money for salaries?

LOS ANGELES 11/7/2006 Arcadia Unified Measure I Pass (55% required)
To improve education, retain and attract quality teachers by repairing, upgrading outdated classrooms, restrooms, plumbing, roofing, lighting, electrical systems, libraries; improving safety, security, fire, removal of hazardous materials; improving handicapped student accessibility; increasing earthquake-safe classrooms; renovating, acquiring, constructing, repairing, equipping classrooms, science labs, neighborhood schools, sites, facilities, shall Arcadia Unified School District issue \$218,000,000 of bonds at legal rates, with annual audits independent oversight, and no money for administrators' salaries?

LOS ANGELES 11/7/2006 Baldwin Park Unified Measure K Pass (55% required)
To improve health, safety, class instruction by repairing, upgrading outdated classrooms, bathrooms, plumbing, roofs, install fire safety equipment, replace relocatable classrooms and buildings, improve handicapped student accessibility shall Baldwin Park Unified School District issue \$75.5 million of bonds at legal rates, renovate, acquire, construct, repair and equip classrooms, science labs, neighborhood schools, sites and facilities, with guaranteed financial audits, citizen oversight, and no money for administrators' salaries?

LOS ANGELES 11/7/2006 Bassett Unified Measure E Pass (55% required)
To improve student safety, security, and learning by repairing and upgrading every school through repairing roofs; upgrading plumbing, heating/ventilation systems and electrical wiring for technology; installing fire detection equipment; providing increased disabled access; equipping classrooms; retiring facility debt; facilitating joint-use projects; and constructing and equipping new school facilities, shall the Bassett Unified School District issue \$20,000,000 in bonds at legal rates with guaranteed annual financial audits, citizens' oversight and no money for administrators' salaries?

LOS ANGELES 11/7/2006 El Segundo Unified Measure Q Fail (55% required)
To improve academic achievement, enhance educational opportunities, and improve community-use school facilities not covered by previous bonds, including mitigating safety hazards and accessibility issues in the 80 year old auditorium and stadium, and constructing a community aquatics complex with additional

TABLE 1.2 TEXT FOR SCHOOL DISTRICT BALLOT MEASURES BY COUNTY, 2006

parking, with all funds used locally, with independent audits and citizens' oversight and NO money for administrator salaries, shall the El Segundo Unified School District issue 19 million dollars in bonds?

LOS ANGELES 11/7/2006 Paramount Unified Measure AA Pass (55% required)
To build and renovate classrooms, including pre-schools, upgrade middle and high school science labs, build new classrooms for fine and performing arts education, replace fire alarm and safety communications systems, improve computer technology, expand school libraries, repair and upgrade outdated gymnasiums and athletic fields, shall Paramount Unified School District issue \$100 million in bonds, at legal interest rates, with independent citizen oversight, all funds benefiting local schools and no funds going to administrator salaries?

LOS ANGELES 11/7/2006 Santa Clarita Community College Measure M Pass (55% required)
To relieve classroom overcrowding, upgrade technology, prepare local students for university transfer/high demand jobs and secure State funds, shall Santa Clarita Community College District repair educational facilities, including nursing, fire fighting, law enforcement classrooms, science/high tech computer labs; upgrade aging plumbing, roofing, electrical, earthquake, safety systems; acquire equipment; construct new educational facilities; by issuing \$160 million in bonds, at legal rates with independent citizen oversight with mandatory audits?

LOS ANGELES 11/7/2006 Santa Monica-Malibu Unified Measure BB Pass (55% required)
To improve health, safety, class instruction by repairing, renovating outdated classrooms, bathrooms, plumbing, leaky roofs, computer technology, fire safety equipment; improving handicapped student accessibility; earthquake-retrofitting classrooms; removing asbestos and mold; upgrading, acquiring, constructing, repairing and equipping classrooms, science labs, local neighborhood schools, sites and facilities; shall Santa Monica-Malibu Unified School District issue \$268 million of bonds at legal rates, with guaranteed financial audits, citizen oversight, and no money for administrators' salaries?"

LOS ANGELES 11/7/2006 Victor Valley Community College Measure X Fail (55% required)
To improve education, serve a growing enrollment, and prepare Victor Valley College students for university transfer and high demand jobs, shall Victor Valley Community College District improve campus safety, repair, expand educational facilities, including classrooms for nursing, emergency medical, police, firefighting careers, aging plumbing, ventilating, roofing, electrical, safety systems, acquire sites, equipment, construct new educational facilities, by issuing \$338 million in bonds, at legal rates with independent citizen oversight to monitor expenditures?

MADERA 6/6/2006 Bass Lake Elementary Measure R Pass (55% required)
To improve the quality of education, shall the Bass Lake Joint Union Elementary School District repair or replace worn-out roofing, heating, ventilation, air conditioning systems, plumbing and restrooms; modernize classrooms and science labs; construct new classrooms; make other improvements to renovate the District's schools, and become eligible to receive \$3,000,000 in State grants by issuing \$15,000,000 in bonds, with interest within legal limits, annual audits, a citizens' oversight committee and NO money for administrators' salaries?

MADERA 6/6/2006 Golden Valley Unified Measure S Pass (55% required)
To accommodate growing student population by completing Liberty High School, including new science labs, classrooms, constructing, equipping a permanent Ranchos Middle School, upgrading elementary schools, plumbing, restrooms, wiring for computer technology, repairing classrooms, improving safety and handicap accessibility, acquiring sites, shall Golden Valley Unified School District issue \$70 million in bonds at legal rates, with citizens' oversight, independent audits, no money for administrators' salaries?

MADERA 6/6/2006 West Hills Community College Measure B Fail (55% required)
To improve the quality of education for students and the community, shall the West Hills Community College District improve classrooms and educational facilities at all campuses including constructing instructional buildings for computer, math, and social science classes, upgrading electrical systems and technology, building a multipurpose wellness center, and qualifying the District for over \$79,000,000 in State-matching funds by issuing \$49,400,000 in bonds at legal rates, with annual audits, a citizens' oversight committee and NO money for employees' salaries?

MADERA 11/7/2007 Madera Unified Measure U Pass (55% required)
To improve the overall quality of public education, expand neighborhood schools, maintain a safe learning environment, ensure small class sizes and provide more personal attention from teachers, shall the Madera Unified School District renovate, acquire and construct additional classrooms and school buildings by issuing \$32.5 million in bonds with citizen oversight, independent annual audits, and no money for school administrator's salaries?

MADERA 11/7/2007 West Hills Community College Measure W Fail (55% required)
To improve the quality of education for students and the community, shall the West Hills Community College District improve classrooms and educational facilities at all campuses, including constructing instructional buildings for computer, math, and social science classes, upgrading technology, building a multipurpose wellness center, building an Ag Expo and rodeo center, and relocating the Coalinga campus farm by issuing up to \$49,400,000 in bonds at legal rates and qualifying for over \$79,000,000 in state matching funds not otherwise available, with annual audits, a citizens' oversight committee and NO money for employees' salaries?

MARIN 6/6/2006 Ross Elementary Measure B Pass (2/3 required)
To provide financing for improvements to elementary classrooms and other facilities at Ross School (many 60+ years old), including (1) mitigating flood risk, (2) meeting current earthquake safety codes, (3) rectifying substandard heating, ventilation, plumbing, roofing and electrical systems, and (4) providing energy

TABLE 1.2 TEXT FOR SCHOOL DISTRICT BALLOT MEASURES BY COUNTY, 2006

efficiency, shall Ross Elementary School District be authorized to issue bonds up to \$15,000,000 at interest rates within the legal limit, with a citizens' oversight committee to monitor bond expenditures and review financial audits?

MARIN 6/6/2006 Tamalpais Union High Measure A Pass (55% required)
To provide funding to complete a District-wide facility modernization program, including technology upgrades and classroom renovation and reconstruction, and bring all facilities up to District standards, shall the Tamalpais Union High School District be authorized to issue \$79.92 million in bonds at interest rates within the legal limit to improve school sites as specified in the District's Bond Project List, and establish a Citizens' Oversight Committee to monitor all expenditures?

MARIN 11/7/2006 Shoreline Unified Measure A Pass (2/3 required)
To maintain existing school programs and improve the quality of education; to provide funds to buy updated textbooks and materials for math, reading, and writing courses; and to enhance critical computer science, library, and arts programs, shall the Shoreline Unified School District extend the existing \$151.82 a year parcel tax, increasing annually at 4%, for no more than six years?

MENDOCINO 11/7/2006 Mendocino Unified Measure AA Pass (55% required)
To address the needs of students and the community, shall Mendocino Unified School District issue up to \$15.5 million in bonds, at legal interest rates, to rehabilitate and construct needed K-8 facilities, replace and enlarge water main for fire suppression, improve accessibility at the high school, repair damage at the historic downtown Grammar School, and qualify for up to \$4 million in state aid, with all projects monitored by an independent citizens' oversight committee?

MENDOCINO 11/7/2006 Mendocino-Lake Community College Measure W Pass (55% required)
To improve education at Mendocino College by: Improving and expanding academic facilities to help students prepare for jobs and transfer to 4-year universities; Upgrading computers and technology; Building a new library/learning center; Expanding facilities for nursing and other vocational programs, and by acquiring, construction, equipping buildings, sites and classrooms, shall Mendocino-Lake Community College District issue \$67.5 million in bonds, at legal rates, and appoint a Citizens' Oversight Committee to monitor expenditures?

MERCED 6/6/2006 Weaver Union Measure B Pass (55% required)
To improve the quality of education, shall Weaver Union School District be authorized to construct a new elementary school and additional classrooms to relieve overcrowding, modernize existing school facilities, construct additional restrooms, provide science labs, improve access to computers and technology, make health and safety improvements, and qualify the District for up to \$16,500,000 in state grants by issuing \$9,800,000 in bonds within legal rates, with a citizens' oversight committee, annual audits, and NO money for administrator salaries?

MERCED 11/7/2006 Merced Union High Measure E Fail (55% required)
To reduce crowding at high schools; construct a new school with vocational training facilities; build computer, science, and agricultural labs; construct classrooms, physical education facilities and restrooms at existing schools; replace portables with permanent classrooms; and purchase school sites; shall Merced Union High School District be authorized to issue \$104,000,000 in bonds at interest rates within legal limits using no funds for administrator or teacher salaries and appoint an independent oversight committee to conduct annual audits of bond expenditures?

MERCED 11/7/2006 Turlock Joint Unified Measure Y Fail (55% required)
To modernize the Girls' Gymnasium, the Performing Arts Building, the Agriculture Building and the Boys' Gymnasium at Turlock High School, and for other specified modernization projects there and at Roselawn High School, shall the Turlock Unified School District issue \$7,725,000 in bonds with lawful interest rates and maturity dates, with annual independent audits and a citizens' oversight committee to assure that funds are spent only on the specified school and classroom improvements?

MERCED 11/7/2006 Turlock Joint Unified Measure Z Fail (55% required)
To modernize Brown, Crowell, Cunningham, Julien, Osborn and Wakefield Elementary Schools, Crane Early Learning Center, and Dutcher Middle School, and to develop architectural plans for a future elementary school; shall Turlock Unified District issue \$9,900,000 in School Facilities Improvement District No. 1 bonds with lawful interest rates and maturity dates, with annual independent audits and a citizens' oversight committee to assure that funds are spent only on the specified school and classroom improvements?

MONTEREY 6/6/2006 Aromas/San Juan Unified Measure N Fail (55% required)
To improve safety conditions of neighborhood schools, replace relocatable classrooms and to construct, acquire, upgrade and equip classrooms, facilities and sites, shall Aromas-San Juan Unified School District issue \$23,500,000 of bonds at legal interest rates, maintain its Citizen's Oversight Committee and enforce strict financial accountability guidelines to guarantee that no bond money used for salaries or other operating expenses?

MONTEREY 6/6/2006 Pacific Grove Unified Measure D Pass (55% required)
To repair and renovate classrooms, schools and educational facilities throughout the District and build new classrooms and educational facilities, including science labs and music rooms, shall Pacific Grove Unified School District issue \$42 million of bonds at the lowest possible interest rates so long as spending is annually reviewed by an independent citizens' oversight committee and all funds are spent locally and cannot be transferred to the State?

MONTEREY 6/6/2006 Paso Robles Joint Unified Measure H Pass (55% required)
To improve high school facilities by replacing deteriorating portable buildings and relieving overcrowded conditions by constructing permanent classrooms and career oriented centers; renovating and properly equipping older classrooms and physical education facilities; and repairing roofs, plumbing, mechanical and

TABLE 1.2 TEXT FOR SCHOOL DISTRICT BALLOT MEASURES BY COUNTY, 2006

electrical systems, shall Paso Robles Joint Unified School District issue \$20,000,000 in bonds at interest rates below the statutory limit? The Board will appoint a citizens' oversight committee and conduct annual audits to assure that funds are spent for no other purposes.

MONTEREY 6/6/2006 San Luis Obispo Community College Measure G Pass (55% required)
To prepare Cuesta college students for skilled jobs and university transfer by, 1. Repairing deteriorating roofs, plumbing, mechanical and electrical systems, 2. Building and modernizing classrooms, science and computer labs, dental hygiene and job training centers, 3. Updating classroom and lab technology, 4. Acquiring facilities/sites and constructing and equipping buildings, classrooms and labs. Shall the San Luis Obispo County Community College District issue \$310,000,000 in bonds at legal rates, with citizen oversight and no money for salaries?

MONTEREY 6/6/2006 West Hills Community College Measure E Fail (2/3 required)
To improve the quality of education for students and the community, shall the West Hills Community College District improve classrooms and educational facilities at all campuses including constructing instructional buildings a multipurpose wellness center, and qualifying the District for over \$79,000,000 in State-matching funds by issuing \$49,400,000 in bonds at legal rates, with annual audits, a citizens' oversight committee and NO money for employees' salaries?

MONTEREY 11/7/2006 Alisal Union Elementary Measure A Pass (55% required)
NEIGHBORHOOD ELEMENTARY SCHOOL REPAIR AND SAFETY MEASURE, To improve safety, upgrade classrooms, and make repairs at every neighborhood elementary school by: 1.Replacing leaky roofs and outdated electrical wiring; 2.Repairing deteriorating restrooms and plumbing; 3.Upgrading classrooms and computer labs to teach math and science; and 4. Adding new classrooms to existing schools and building new elementary schools to prepare for growing student enrollment. Shall Alisal Union School District issue 90 million dollars in bonds, with independent oversight, annual audits and NO money for administrators' salaries?

MONTEREY 11/7/2006 Paso Robles Joint Unified Measure T Pass (55% required)
To improve high school facilities by replacing deteriorating portable buildings and relieving overcrowded conditions by constructing permanent classrooms and career oriented centers; renovating and properly equipping older classrooms and physical education facilities; and repairing roofs, plumbing, mechanical and electrical systems, shall Paso Robles Joint Unified School District issue \$20,000,000 in bonds at interest rates below the statutory limit? The Board will appoint a citizens' oversight committee and conduct annual audits to assure that funds are spent for no other purposes.

MONTEREY 11/7/2006 Santa Rita Union Elementary Measure C Pass (55% required)
To reduce classroom overcrowding by building a new middle school, improve safety conditions of neighborhood elementary schools, replace relocatable classrooms and to construct, acquire, upgrade and equip classrooms, facilities and sites, shall Santa Rita Union Elementary School District issue \$14,600,000 of bonds at legal interest rates, qualify for State matching funds, appoint a Citizens' Oversight Committee and enforce strict financial accountability guidelines to guarantee that no bond money used for operating expenses?

MONTEREY 11/7/2006 West Hills Community College Measure W Pass (55% required)
To improve the quality of education for students and the community, shall the West Hills Community College District improve classrooms and educational facilities at all campuses, including constructing instructional buildings for computer, math, and social science classes, upgrading technology, building a multipurpose wellness center, and a new Ag Expo/rodeo arena, by issuing up to \$49,400,000 in bonds at legal rates and qualifying for over \$79,000,000 in state matching funds not otherwise available, with annual audits, and a citizens' oversight committee?

NAPA 11/7/2006 Napa Valley Unified Measure G Pass (55% required)
To improve school facilities and safety conditions, reduce school overcrowding, and qualify for state matching funds, shall Napa Valley Unified School District issue \$183,000,000 in bonds at interest rates within the legal limit, with annual financial audits and independent citizen's oversight, for purposes including: constructing a new high school; constructing new classrooms; improving disabled access; creating science classrooms and improving classroom technology; expanding New Technology High School, including computer labs; improving earthquake safety at athletic facilities; enhancing school security?

ORANGE 6/6/2006 Rowland Unified Measure R Fail (55% required)
To repair and modernize all Rowland Unified School District schools; upgrade classrooms, science/computer labs, libraries; address building safety issues including electrical capacity, deteriorating restrooms/plumbing and HVAC; acquire furniture, equipment, and make necessary improvements and construction to school facilities, shall the District issue \$118,000,000 of bonds at interest rates within legal limits, providing annual audits, establishing a citizens' oversight committee to guarantee that all money raised benefits local children?

ORANGE 11/7/2006 Rancho Santiago Community College Measure O Fail (55% required)
To improve facilities for job training and university transfer, expand firefighter, nursing, and law enforcement programs, upgrade technology, construct science and fire training facilities, upgrade security and communications systems, repair, acquire, construct, and equip buildings, sites, classrooms, shall Rancho Santiago Community College District issue \$393,000,000 in bonds, at legal rates, and appoint an independent Citizens' Oversight Committee to monitor spending and perform annual audits?

PLACER 6/6/2006 Alta-Dutch Flat Union Elementary Measure E Fail (2/3 required)
Shall the Alta-Dutch Flat Union School District collect \$52 per year per taxable parcel for four years beginning July 1, 2006, in order to continue educational programs by providing support for instructional classroom staff, classroom supplies/materials, and site maintenance, with citizen oversight and exemptions for taxpayers aged 65 and older?

TABLE 1.2 TEXT FOR SCHOOL DISTRICT BALLOT MEASURES BY COUNTY, 2006

PLACER	6/6/2006	Grant Joint Union High	Measure G	Fail (55% required)
To build and renovate school libraries, install fire safety equipment, remove hazardous materials for student health and safety, upgrade electrical systems to support classroom computers, replace outdated plumbing, repair leaking roofs, build new classrooms to reduce overcrowding, and make other specified school facility improvements, shall Grant Joint Union High School District issue \$230 million in bonds, at legal interest rates, with independent citizen oversight, all funds benefiting local schools and no funds going to administrator salaries or the State?				
PLACER	6/6/2006	Sierra Joint Community College	Measure B	Fail (55% required)
To prepare students for jobs and transfer to four-year colleges, plan for growth, improve safety by repairing sewers, leaky roofs, decaying walls, plumbing and electrical systems, constructing, repairing classrooms, labs, sites, nursing/police/fire safety facilities, purchasing equipment, upgrading computer technology and providing training, shall Sierra College School Facilities Improvement District No. 3 of Sierra Joint Community College District issue \$78,200,000 in bonds, at legal rates, with citizen oversight, guaranteed annual audits, and no money for administrators' salaries?				
PLACER	11/7/2006	Alta-Dutch Flat Union Elementary	Measure K	Fail (2/3 required)
Shall the Alta-Dutch Flat Union School District collect \$52 per year per taxable parcel for four years beginning July 1, 2007, in order to continue educational programs by providing support for instructional classroom staff, classroom supplies/materials, and site maintenance, with citizen oversight and exemptions for taxpayers aged 65 and older?				
PLACER	11/7/2006	Loomis Union elementary	Measure M	Fail (55% required)
To Improve education quality through the district, shall the Loomis Union School district modernize student facilities, upgrade safety systems, enhance technology, construct gymnasiums/multi-purpose rooms, provide improved access for disabled persons, relocate/centralize student support services facilities, enhance physical education facilities, and provide additional classrooms by issuing \$19,500,000 of bonds at an interest rate not to exceed the statutory limit, with a citizens' oversight committee, independent audits, and no money for salaries?				
PLACER	11/7/2006	Yuba Community College	Measure J	Fail (55% required)
To repair/upgrade Yuba and Woodland Community Colleges, improve job training, university transfer, provide more courses to students close to home, repair/expand classrooms for math, science, healthcare, nursing, police, fire, public safety programs, upgrade electrical, heating, ventilation systems, repair leaky roofs, improve disabled access, upgrade technology, repair, construct, acquire, equip buildings, classrooms, sites, computer labs, shall Yuba Community College District issue \$190 million in bonds, at legal rates, with mandatory audits and citizen oversight to monitor spending?				
RIVERSIDE	6/6/2006	Banning and Beaumont Unified	Measure B	Pass
Shall that area of the Beaumont Unified School District (described below) be transferred to the Banning Unified School District (that territory being the Sun Lakes area of the City of Banning, generally located South of the Interstate 10 Freeway, East of Highland Springs Avenue, West of South Highland Home Road, and North of the Southern Banning City Limits)?				
RIVERSIDE	6/6/2006	Banning Unified	Measure H	Fail (55% required)
Shall Banning Unified School District repair, upgrade, construct and equip local schools including: upgrade electrical wiring, expand/add science labs and libraries to meet current standards, address building safety issues, repair deteriorating restrooms/plumbing and HVAC; construct additional classrooms and schools to accommodate enrollment and make necessary improvements to school facilities, by issuing \$63,000,000 of bonds at interest rates within legal limits, requiring annual audits and continuing the citizens' oversight committee?				
RIVERSIDE	6/6/2006	Hemet Unified	Measure C	Fail (55% required)
To relieve student overcrowding by building new schools, making repairs and improvements to existing schools throughout the District, and making the District eligible for State matching funds, shall Hemet Unified School District issue \$149 million of bonds at the lowest available interest rates so long as spending is annually reviewed by an independent citizens' oversight committee, no money is used for administrative salaries, and all funds are spent locally and cannot be transferred to the State?				
RIVERSIDE	6/6/2006	Murrieta Valley Unified	Measure E	Pass (55% required)
To relieve overcrowding, improve student learning and safety, and qualify for State matching funds, shall Murrieta Valley Unified Bonds School District complete construction of a third high school; build two new elementary schools and a new middle school; replace aging portables with permanent classrooms; and upgrade classrooms, school technology, facilities and grounds; by issuing \$120,000,000 of bonds at legal interest rates, with independent citizen oversight, no money for administrative salaries, and all funds staying local to benefit Murrieta schools?				
RIVERSIDE	6/6/2006	Nuvew Union Elementary	Measure D	Pass (55% required)
To repair, renovate, and equip classrooms, schools and educational facilities throughout the District, build new classrooms and schools, and make the District eligible for matching State funds, shall Nuvew Union School District issue \$39.6 million of bonds at interest rates below the legal limit so long as spending is annually reviewed by an Independent Citizens. Oversight Committee, no money is used for administrative salaries and all funds are spent locally and cannot be transferred to the State?				
RIVERSIDE	6/6/2006	San Jacinto Unified	Measure G	Fail (55% required)
To prepare local college students for four-year colleges; jobs in nursing/public safety/business, and accommodate growing enrollment; repair classrooms/buildings, science labs; upgrade fire safety, leaky roofs, plumbing, electrical wiring, computer technology; earthquake retrofit; construct/equip energy efficient classrooms/buildings; remove asbestos; acquire land; ensure handicapped accessibility; shall Mt. San Jacinto Community College District issue \$720 million in bonds at legal rates, with annual audits, Citizens Oversight and no money for administrators' salaries?				

TABLE 1.2 TEXT FOR SCHOOL DISTRICT BALLOT MEASURES BY COUNTY, 2006

RIVERSIDE	11/7/2006	Banning Unified	Measure R	Pass (55% required)
Shall Banning Unified School District construct, repair, upgrade and equip local schools including: upgrade electrical wiring, expand/add science labs and libraries to meet current standards, address building safety issues, repair deteriorating restrooms/plumbing and HVAC; construct additional classrooms and schools to accommodate enrollment and make necessary improvements to school facilities, by issuing \$63,000,000 of bonds at interest rates within legal limits, requiring annual audits and continuing the citizens' oversight committee?				
RIVERSIDE	11/7/2006	Corona-Norco Unified	Measure U	Pass (55% required)
To improve learning and prepare for enrollment growth at Corona, Norco, Eastvale and Temescal Valley schools, shall Corona-Norco Unified School District: Build new classrooms, elementary, intermediate and high schools; Increase kindergarten classrooms; Add school libraries; Create reading, science and computer labs; Upgrade security, sprinklers, smoke detectors and fire doors; by issuing \$250 million in bonds at interest rates, with annual financial audits, citizens' oversight, and no money for administrations' salaries?				
RIVERSIDE	11/7/2006	Hemet Unified	Measure T	Pass (55% required)
To improve the quality of education, upgrade and renovate existing schools throughout the District, make health and safety improvements, update technology, build new schools to relieve students overcrowding and maintain small class sizes, and make the District eligible for \$80,000,000 in State matching grants, shall Hemet Unified School district issue \$149,000,000 of bonds at legal interest rates, with spending annually reviewed by an independent citizens oversight committee, and no money for administrative salaries?				
RIVERSIDE	11/7/2006	Perris Elementary	Measure S	Pass (55% required)
To improve Perris elementary school by making health and safety repairs to classrooms and restrooms, adding classrooms and school facilities to relieve overcrowding, removing hazardous materials like asbestos, upgrading school libraries, repairing leaking roofs and plumbing, upgrading electrical systems computers and educational technology, qualifying for State Funds, and making other school improvements, shall Perris Elementary School District issue \$25 million in bonds, at legal interest rates, with independent citizens' oversight and no funds going to administrative salaries?				
RIVERSIDE	11/7/2006	San Jacinto Unified	Measure V	Pass (55% required)
To improve San Jacinto Unified schools by adding classrooms and school facilities to relieve overcrowding, making health and safety repairs to classrooms/restrooms, removing hazardous materials like asbestos, repairing leaking roofs and plumbing, upgrading electrical systems, computers, educational technology and school libraries, improving disabled access, qualifying for State funds and making other school improvements, shall San Jacinto Unified School District issue \$150,000,000 in bonds, at legal interest rates, with independent citizens' oversight and no funds going to administrative salaries?				
SACRAMENTO	6/6/2006	Grant Joint Union High	Measure G	Pass (55% required)
To build and renovate school libraries, install fire safety equipment, remove hazardous materials for student health and safety, upgrade electrical systems to support classroom computers, replace outdated plumbing, repair leaking roofs, build new classrooms to reduce overcrowding, and make other specified school facility improvements, shall Grant Joint Union High School District issue \$230 million in bonds, at legal interest rates, with independent citizen oversight, all funds benefiting local schools and no funds going to administrator salaries or the State?				
SACRAMENTO	6/6/2006	Natomas Unified	Measure D	Pass (55% required)
To improve the quality of education throughout Natomas, shall the Natomas Unified School District provide additional classrooms, construct facilities, modernize classrooms, renovate playfields, improve access to schools for students, staff and the community, and become eligible for all additional State matching funds by issuing \$145,500,000 in bonds at an interest rate not to exceed the statutory limit, reviewed by a citizens' oversight committee, independent audits, and NO money for administrator salaries?				
SACRAMENTO	6/6/2006	Natomas Unified	Measure E	Fail (2/3 required)
In order to expand educational programs, prevent cuts, reduce class sizes, improve school safety for all children in the District, purchase new textbooks, restore vocational programs, bring back school counselors, librarians and nurses, fund before and after school programs, and provide additional subject area instruction, shall the Natomas Unified School District be authorized to levy an annual special tax of \$96 per parcel, adjusted annually at less than 3.86%?				
SACRAMENTO	6/6/2006	North Sacramento Elementary	Measure C	Pass (55% required)
To provide North Sacramento safe, healthy schools by repairing aging facilities, ensuring all classrooms have heating and air conditioning, rewiring classrooms for access to modern technology and making schools accessible for disabled children, ensuring that every school is a safe and modern place to learn, shall the North Sacramento School District issue \$17,500,000 in bonds, at legal rates? The Board will appoint a citizen's oversight committee, conduct annual independent audits, and spend funds only on school and classroom improvements.				
SACRAMENTO	6/6/2006	Sierra Joint Community College	Measure B	Fail (55% required)
To prepare students for jobs and transfer to four-year colleges, plan for growth, improve safety by repairing sewers, leaky roofs, decaying walls, plumbing and electrical systems, constructing, repairing classrooms, labs, sites, nursing/police/fire safety facilities, purchasing equipment, upgrading computer technology and providing training, shall Sierra College School Facilities Improvement District No. 3 of Sierra Joint Community College District issue \$78,200,000 in bonds, at legal rates with citizen oversight, guaranteed annual audits, and no money for administrators salaries?				

TABLE 1.2 TEXT FOR SCHOOL DISTRICT BALLOT MEASURES BY COUNTY, 2006

SACRAMENTO	11/7/2006	Folsom-Cordova Unified	Measure M	Fail (2/3 required)
To utilize state funding and developer fees, shall the School Facilities Improvement District No. 3 of the Folsom Cordova Unified School District construct elementary, middle, and high schools, libraries, computer labs, support facilities, acquire land, and acquire equipment and computer technology, by issuing \$750 million in bonds at legal interest rates and appoint a citizens oversight committee to monitor expenditures?				
SACRAMENTO	11/7/2006	Folsom-Cordova Unified	Measure N	Pass (55% required)
Rancho Cordova School Repair Measure: For Rancho Cordova only, to improve the quality of education and insure students gain the skills needed to succeed, shall School Facilities Improvement District No. 4 of the Folsom Cordova Unified School District upgrade, construct, repair and equip classrooms, computer labs, science, vocational and support areas by issuing \$125,000,000 in bonds at legal interest rates, conduct annual audits, and form a citizens oversight committee?				
SACRAMENTO	11/7/2006	Rio Linda Union Elementary	Measure P	Pass (55% required)
Local Elementary School Improvement Measure: To maintain excellent local elementary schools, repair and upgrade classrooms and restrooms, install energy efficient heating, ventilation, cooling systems, improve handicap access and student drop-off areas, security and emergency systems, shall Rio Linda Union School District issue \$38 million of bonds at legal rates, renovate, acquire, construct schools, repair and equip our local neighborhood elementary schools, sites and facilities, and require independent financial audits, citizen oversight with no money for administrators' salaries?				
SACRAMENTO	11/7/2006	Sacramento City Unified	Measure J	Pass
Shall trustee areas be established in the Sacramento City Unified School District?				
SACRAMENTO	11/7/2006	Sacramento City Unified	Measure K	Pass
If trustee areas are established, shall the area trustee be elected by the voters who reside in the trustee area?				
SAN BENITO	6/6/2006	Aromas/San Juan Unified	Measure N	Fail (55% required)
To improve safety conditions of neighborhood schools, replace relocatable classrooms and construct, acquire, upgrade and equip classrooms, facilities and sites, shall Aromas-San Juan Unified School District issue \$23,500,000 of bonds at legal interest rates, maintain its Citizens' Oversight Committee and enforce strict financial accountability guidelines to guarantee that no bond money is used for salaries or other operating expenses?				
SAN BENITO	6/6/2006	North County Joint Union	Measure M	Fail (55% required)
To improve the quality of local elementary education, shall North County Joint Union School District provide additional classrooms, construct a cafeteria, upgrade, furnish and equip classrooms and school facilities, renovate and repair playfields, and construct parking lots to accommodate staff, students, and other visitors, by issuing \$3,350,000 in bonds at an interest rate not to exceed the statutory limit with a citizens' oversight committee, audits, and NO money for administrator salaries?				
SAN BENITO	6/6/2006	West Hills Community College	Measure B	Fail (55% required)
To improve the quality of education for students and the community, shall the West Hills Community College District improve classrooms and educational facilities at all campuses including constructing instructional buildings for computer, math, and social science classes, upgrading electrical systems and technology, building a multipurpose wellness center, and qualifying the District for over \$79,000,000 in State-matching funds by issuing \$49,400,000 in bonds at legal rates, with annual audits, a citizens' oversight committee and NO money for employees' salaries?				
SAN BENITO	11/7/2006	West Hills Community College	Measure W	Fail
To improve the quality of education for students and the community, shall the West Hills Community College District improve classrooms and education facilities at all campuses, including constructing instructional buildings for computer, math, and social science classes, upgrading technology, building a multipurpose wellness center, and a new Ag Expo/rodeo arena, by issuing \$49,400,000 in bonds at legal rates and qualifying for over \$79,000,000 in state matching funds not otherwise available, with annual audits, and a citizens' oversight committee?				
SAN BERNARDINO	6/6/2006	Beaumont Unified	Measure B	Fail
Shall that area of the Beaumont Unified School District (described below) be transferred to the Banning Unified School District (that territory being the Sun Lakes area of the City of Banning, generally located South of the Interstate 10 Freeway, East of Highland Springs Avenue, West of South Highland Home Road, and North of the Southern Banning City Limits).				
SAN BERNARDINO	6/6/2006	Fontana Unified	Measure C	Pass (55% required)
To improve health, safety, class instruction by: Reducing overcrowding; Improving traffic flow, drop-off areas, handicapped student accessibility; Purchasing computers, land for new schools; Building/equipping energy efficient libraries, labs, facilities, elementary, middle, high schools; Repairing outdated plumbing, bathrooms; shall Fontana Unified School District issue \$275 million of bonds at legal rates with guaranteed financial audits, citizen oversight, and no money for administrators' salaries?				
SAN BERNARDINO	6/6/2006	Needles Unified	Measure J	Fail (55% required)
To improve the quality of education, shall Needles Unified School District be authorized to upgrade, improve, construct, and modernize classrooms and school facilities including modernizing Vista Colorado Elementary School and Needles Middle School, providing students and community with a gymnasium at Needles Middle School, constructing a new elementary school, making health and safety improvements, and qualifying the District for \$7,400,000 in State grants by issuing \$7,500,000 in bonds within legal rates, with a citizens' oversight committee, annual audits, and NO money for administrators' salaries?				
SAN BERNARDINO	6/6/2006	Sierra Sands Unified	Measure A	Fail (55% required)

TABLE 1.2 TEXT FOR SCHOOL DISTRICT BALLOT MEASURES BY COUNTY, 2006

To improve the quality of education, shall Sierra Sands Unified School District be authorized to construct new classrooms, upgrade, renovate, and modernize classrooms and facilities including upgrading plumbing systems, renovating restrooms, making health and safety improvements, repairing and replacing roofs, improving student access to computers and technology, and qualifying the District for over \$13,000,000 in State grants by issuing \$50,500,000 in bonds within legal interest rates, with a citizens' oversight committee, annual audits and NO money for administrator salaries?

SAN BERNARDINO 6/6/2006 Snowline Joint Unified Measure I Fail (55% required)

To relieve overcrowding, improve student learning and safety, and qualify for State matching funds, shall Snowline Joint Unified School District construct 2 new elementary schools, a new middle school, and the first phase of a new high school; upgrade security and technology; and repair/upgrade inadequate classrooms and school facilities, equipment and grounds; by issuing \$108,000,000 of bonds at legal interest rates, with independent citizen oversight, no money for administrative salaries, and all funds staying local to benefit Snowline schools?

SAN BERNARDINO 11/7/2006 Central Elementary Measure L Fail (2/3 required)

Elementary School Safety/Repair Measure: To improve education, school safety, without increasing current tax rates; Repair leaky roofs, outdated plumbing, bathrooms, electrical, heating, ventilation systems; Repair, upgrade, acquire, construct local classrooms, facilities, schools, sites, technology; Improve student safety, security, communications/emergency systems; Replace portable classrooms with permanent facilities; Qualify for State matching funds; shall Central School District issue \$49 million of bonds at legal rates, with independent citizen oversight, and no money for administrators' salaries?

SAN BERNARDINO 11/7/2006 Victor Valley Community College Measure X Fail (55% required)

To improve education and prepare Victor Valley College students for high demand jobs and university transfer, shall Victor Valley Community College District improve campus safety, repair, expand educational facilities, including classrooms for nursing, emergency medical, police, firefighting careers, upgrade aging plumbing, ventilating, roofing, electrical, safety systems, acquire sites, equipment, construct new educational facilities, by issuing \$338 million in bonds, at legal rates with independent citizen oversight and no money for administrators' salaries?

SAN DIEGO 6/6/2006 Rancho Santa Fe Elementary Measure H Fail (55% required)

To reduce school overcrowding, improve education and safety for our children, improve community traffic and parking, and maximize state funding, shall the Rancho Santa Fe School District issue \$44,500,000 of bonds at legal rates to acquire approximately 7 acres of property at Aliso Canyon and Via Del Charro, to construct and equip a new K-6 elementary school there, and appoint a Citizen's Oversight Committee to perform financial audits and protect taxpayers?

SAN DIEGO 11/7/2006 Carlsbad Unified Measure P Pass (55% required)

To repair/replace old, worn-out plumbing and restrooms, construct new classrooms, build a new high school, upgrade electrical systems and wiring for instructional computer technology and repair or replace aging, inefficient heating, ventilation and air conditioning at school facilities, improve/acquire property and support facilities and access State matching funds, shall Carlsbad Unified School District issue \$198 million of bonds at legal interest rates, with independent citizens' oversight and annual audits and no funding for administrative salaries?

SAN DIEGO 11/7/2006 Palomar Community College Measure M Pass (55% required)

To better prepare Palomar College students for university transfer and high demand jobs, shall Palomar Community College District repair/upgrade aging educational facilities, including classrooms for nursing, emergency medical, and public safety careers, science and high-tech computer labs, outdated plumbing, ventilating, roofing, energy, electrical and safety systems, acquire sites and equipment, and construct new educational facilities, by issuing \$694 million in bonds, at legal rates, with citizen oversight, mandatory audits, and no proceeds used for administrative salaries?

SAN DIEGO 11/7/2006 San Diego Community College Measure N Pass (55% required)

To better prepare San Diego community college students for 4-year universities and quality jobs, shall San Diego Community College District upgrade existing educational facilities, including renovating classrooms for nursing, police, paramedic, and firefighting careers, upgrade science and high-tech training labs; repair aging roofs, electrical and safety systems; and construct and equip facilities and sites; by issuing \$870 million in bonds, at legal rates, with citizen oversight, mandatory audits, no money for administrative salaries, and maintain current tax rate limits?

SAN DIEGO 11/7/2006 Santee Elementary Measure R Pass (55% required)

To improve the quality of education, shall the Santee School District modernize classroom facilities, upgrade safety systems, enhance technology, improve traffic flow, and indoor/outdoor learning spaces, provide improved access for persons with disabilities, enhance technology and science lab facilities, and provide additional classrooms by issuing \$60,000,000 of bonds at an interest rate not to exceed the statutory limit, with a citizens' oversight committee, independent audits, and no money for salaries or administration?

SAN DIEGO 11/7/2006 Sweetwater Union High Measure O Pass (55% required)

To improve learning/safety at every Sweetwater Union High School District campus by repairing/earthquake retrofitting classrooms/restrooms; installing upgraded fire safety systems, security fencing, safety lighting; upgrading science labs/computer technology; improving handicap accessibility; replacing leaky roofs, heating/air conditioning, outdated plumbing; removing asbestos, mold, and lead paint; shall the District issue \$644 million in bonds, at legal interest rates, with citizens' oversight, independent annual audits and no money for administrators' salaries?

SAN FRANCISCO 11/7/2006 San Francisco Unified Measure A Pass (55% required)

TABLE 1.2 TEXT FOR SCHOOL DISTRICT BALLOT MEASURES BY COUNTY, 2006

Shall the San Francisco Unified School District modernize and repair up to 64 additional school facilities to health, safety, instructional and accessibility standards, and where applicable, replace portable trailers with permanent classrooms; upgrade bathrooms, science labs, plumbing, electrical and other building systems; replace heating and ventilation systems; and renovate classrooms, with proceeds from the issuance of up to \$450,000,000 in bonds, at legal interest rates, with guaranteed annual audits, and citizens' oversight to monitor expenditures?

SAN JOAQUIN 6/6/2006 Oakdale Joint Union High Measure R Pass (55% required)
To modernize Oakdale High and enlarge the Career Technical/Vocational classrooms, to build and modernize elementary schools, replace portables, and make the District eligible to receive state matching funds, shall the Oakdale Joint Unified School District issue \$37.5 million of bonds at interest rates below the legal limit so long as spending is annually reviewed by a Citizens' Oversight Committee?

SAN JOAQUIN 6/6/2006 Tracy Joint Union High Measure E Pass (55% required)
To renovate and modernize Tracy High School, including replacing aging plumbing, updating electrical and safety systems, renovating and building new classrooms, and to complete Merrill West High School, shall Tracy Joint Unified School District be authorized to pay or reimburse the cost to construct, replace, renovate, equip and furnish school facilities, issue \$51,000,000 in bonds at interest rates within the legal limit, with no funds for administrator salaries, and appoint an Independent Oversight Committee to monitor bond expenditures?

SAN JOAQUIN 11/7/2006 Lodi Unified Measure L Pass (55% required)
To improve the quality of education in north Stockton schools by improving safety systems at existing schools, constructing elementary, middle and high schools, providing additional classroom and science laboratory space and expanded access to technology, improving athletic facilities, and purchasing or leasing of school facilities and sites, shall the School Facilities Improvement District No. 1 of the Lodi Unified School District issue \$114,000,000 in bonds, with a citizens' oversight committee, annual audits, and no money for administrative salaries?

SAN JOAQUIN 11/7/2006 Oakdale Joint Union High Measure C Fail (55% required)
To improve the quality of education, shall the Oakdale Joint Unified School District construct, acquire, renovate and repair classrooms and school facilities including vocational and multi-purpose classrooms, and a new elementary school; improve student safety and handicap accessibility; improve student access to computers and modern technology; and become eligible for State matching funds by issuing \$37.5 million in bonds with legal interest rates with annual audits, spending reviewed by an independent citizens' oversight committee, and no money for administrator salaries?

SAN LUIS OBISPO 6/6/2006 Paso Robles Joint Unified Measure H-06 Fail (55% required)
To improve high school facilities by replacing deteriorating portable buildings and relieving overcrowded conditions by constructing permanent classrooms and career oriented centers; renovating and properly equipping older classrooms and physical education facilities; and repairing roofs, plumbing, mechanical and electrical systems, shall Paso Robles Joint Unified School District issue \$20,000,000 in bonds at interest rates below the statutory limit? The Board will appoint a citizens' oversight committee and conduct annual audits to assure that funds are spent for no other purposes.

SAN LUIS OBISPO 6/6/2006 San Luis Obispo Co. Community College Measure G-06 Fail (55% required)
To prepare Cuesta college students for skilled jobs and university transfer by: repairing deteriorating roofs, plumbing, mechanical and electrical systems; building and modernizing classrooms, science and computer labs, dental hygiene and job training centers; updating classroom and lab technology; acquiring facilities/sites and constructing and equipping buildings, classrooms and labs, shall the San Luis Obispo County Community College District issue \$310,000,000 in bonds at legal rates, with citizen oversight and no money for salaries?

SAN LUIS OBISPO 11/7/2006 Cayucos Elementary Measure Z-06 Pass (55% required)
To build a joint use, multi-purpose gymnasium and community center for physical and health education, student athletics, performing arts, shall the Cayucos Elementary School District be authorized to construct this school facility and provide all necessary indoor needs of the facility and issue \$2,900,000 in bonds at interest rates within the legal limit with NO funds for any administrative or other staff salaries and a continuance of the appointed Independent Oversight Committee to monitor all bond expenditures.

SAN LUIS OBISPO 11/7/2006 Paso Robles Joint Unified Measure T-06 Pass (55% required)
To improve high school facilities by replacing deteriorating portable buildings and relieving overcrowded conditions by constructing permanent classrooms and career oriented centers; renovating and properly equipping older classrooms and physical education facilities; and repairing roofs, plumbing, mechanical and electrical systems, shall Paso Robles Joint Unified School District issue \$20,000,000 in bonds at interest rates below the statutory limit? The board will appoint a citizens' oversight committee and conduct annual audits to assure that funds are spent for no other purposes.

SAN MATEO 6/6/2006 Cabrillo Unified Measure S Fail (2/3 required)
To further student academic achievement by retaining and recruiting highly qualified teachers, supporting their ability to focus on individual student needs through lower class sizes and providing academic resources at all grade levels, shall the Cabrillo Unified School District levy an annual tax for 5 years of \$175 on improved parcels, \$30 on unimproved parcels, with senior citizen exemptions and annual audits?

SAN MATEO 6/6/2006 Menlo Park City Elementary Measure U Pass (55% required)
To replace portable classrooms, provide adequate additional classroom space to avoid overcrowding and to enhance student learning and safety by building, modernizing, renovating and acquiring school buildings and facilities at each of the District's school sites as indicated in the Bond Project List; shall the Menlo Park City School District issue \$91.1 million of bonds at legal interest rates, appoint a volunteer Citizens' Oversight Committee, perform annual audits and use no bond money for administrative salaries?

SAN MATEO 11/7/2006 Jefferson Union High Measure N Pass (55% required)

TABLE 1.2 TEXT FOR SCHOOL DISTRICT BALLOT MEASURES BY COUNTY, 2006

To construct, acquire, renovate and upgrade classrooms and school facilities including science and computer labs, libraries, and other educational facilities throughout the District; increase access to computers and modern technology; and improve student safety and handicap accessibility; shall the Jefferson Union High School District be authorized to issue \$136,900,000 of bonds within legal interest rates, with annual audits and an independent citizens' oversight committee, with all funds spent locally and no bond money for administrative salaries?

SAN MATEO 11/7/2006 La Honda-Pescadero Unified Measure I Pass (55% required)
To improve the quality of local education for our children by replacing old, temporary buildings with new schools and repairing or replacing inadequate facilities, such as fire safety systems, bathrooms, plumbing, heating and electrical systems; remove asbestos, dry rot, mold, other hazardous materials; repair leaky roofs; improve earthquake safety; and to qualify for state matching funds, shall La Honda-Pescadero Unified School District issue \$15,000,000 of bonds within legal rates with independent oversight and no money for administrators' salaries?

SAN MATEO 11/7/2006 San Mateo Union High Measure M Pass (55% required)
To continue renovation and rehabilitation of 45- to 83-year old buildings and facilities on seven campuses for safe, healthy teaching and learning environments; further upgrade fire safety, accessibility, electrical, security, and sewer systems; repair, remodel, expand, build new and replace old, inadequate classroom buildings and other facilities per the District's Bond Projects List, with citizens' oversight of all expenditures, shall San Mateo Union High School District issue \$298 million in bonds at interest rates within the legal limit?

SANTA BARBARA 6/6/2006 Allan Hancock Joint Community College Measure I Pass (55% required)
Improve the quality of programs at Allan Hancock College by: Improving academic facilities to help students transfer to four-year colleges; Improving job training facilities for police, firefighter, healthcare and other careers; Upgrading aging buildings, classrooms and technology; And by upgrading, acquiring constructing, equipping buildings, sites and classrooms, shall Allan Hancock Joint Community College District issue \$180,000,000 in bonds, at legal rates, appoint a Citizens' Oversight Committee to monitor expenditures and no money for administrators' salaries?

SANTA BARBARA 6/6/2006 Solvang Elementary Measure J Pass (55% required)
To improve the quality of education, shall Solvang School District be authorized to upgrade, renovate, and modernize classrooms and facilities including making health and safety improvements, renovating plumbing and restrooms, constructing a new library, upgrading inadequate electrical systems, building new classrooms, improving access to computers and technology, and qualifying the District for \$2,500,000 in State grants by issuing \$11,650,000 in bonds within legal limits, with a citizens' oversight committee, annual audits, and NO money for administrator salaries?

SANTA BARBARA 11/7/2006 Cold Spring Elementary Measure K Fail (55% required)
To improve the quality of education, shall the Cold Spring School District be authorized to repair, renovate, upgrade, and modernize Cold Spring School; improve student safety and handicap accessibility; expand the library, construct new classrooms, restrooms and educational facilities; and improve access to computers and technology by issuing \$14,500,000 in bonds within legal interest rates with spending annually reviewed by a citizens' oversight committee, no money for administrator salaries, and all funds are spent locally within the District?

SANTA BARBARA 11/7/2006 Los Olivos Elementary Measure N Pass (55% required)
To sustain and improve the quality of education, shall the Los Olivos School District construct or renovate classrooms, educational facilities and restrooms; make health and safety improvements throughout the District including upgrades to fire alarm systems and handicap accessibility; renovate the school's playfields by issuing \$4,650,000 in bonds within legal interest rates with annual audits, spending reviewed by an independent citizens' oversight committee, with no money for staff salaries?

SANTA CLARA 6/6/2006 Foothill-DeAnza Community College Measure C Pass (55% required)
To repair/upgrade Foothill and De Anza Colleges, improve job training/university transfer, Upgrade electrical, heating, ventilation systems, fire/seismic safety, Repair leaky roofs, Improve disabled access, Repair/expand classrooms for nurses/paramedics, Upgrade technology, Repair, construct, acquire, equip buildings, classrooms, libraries, sites, science/computer labs, shall Foothill-De Anza Community College District issue \$490.8 million in bonds, at legal rates, with mandatory audits, citizen oversight and no money for administrators' salaries?

SANTA CLARA 6/6/2006 Morgan Hill Unified Measure E Fail (2/3 required)
To advance educational achievement, enhance and maintain essential educational programs, prevent elimination of teacher positions, provide flexibility to expand programs in music and art, provide programs for students with difficulties in basics like reading and math, and upgrade technology in classrooms and libraries, shall Morgan Hill Unified School District collect a \$96 yearly education tax for five years, providing an exemption for senior citizens, no money for administration, with citizen oversight and all money benefiting Morgan Hill schools?

SANTA CLARA 6/6/2006 North County Joint Union Measure M Pass (55% required)
To improve the quality of local elementary education, shall North County Joint Union School District provide additional classrooms, construct a cafeteria, upgrade, furnish and equip classrooms and school facilities, renovate and repair playfields, and construct parking lots to accommodate staff, students, and other visitors, by issuing \$3,350,000 in bonds at an interest rate not to exceed the statutory limit with a citizens' oversight committee, audits, and NO money for administrator salaries?

SANTA CLARA 6/6/2006 Oak Grove Elementary Measure G Pass
Shall the Gann Appropriations Limit increase approved by the Oak Grove School District voters in 1991 be continued for four years, allowing the District to continue to expend funds generated by the existing special tax of \$68 per parcel for remedial services, repair of school buildings and grounds, purchase of

TABLE 1.2 TEXT FOR SCHOOL DISTRICT BALLOT MEASURES BY COUNTY, 2006

instructional supplies and equipment, installation of energy conservation equipment, and restoration of services reduced in prior years in the library, counseling, custodial and maintenance areas?

SANTA CLARA 9/22/2006 Luther Burbank Elementary Measure A Pass (2/3 required)
To improve the quality of education, shall Luther Burbank School District be authorized to acquire, improve and construct school facilities, improve health and safety including handicapped accessibility, construct a multipurpose room/cafeteria for school and community use, replace outdated portable classrooms with permanent classrooms to relieve overcrowding, qualify the District for joint use funding and state grants, by issuing \$9,500,000, at interest rates below legal limits with a citizens' oversight committee and no money for administrator salaries?

SANTA CLARA 11/7/2006 Campbell Union High Measure G Pass (55% required)
To improve the quality of education by upgrading school facilities, shall Campbell Union High School District issue \$90 million in bonds, within legal interest rates, for purposes including: Renovating older classrooms and deteriorating restrooms, including seismic upgrades; Improving access for disabled students and teachers; Modernizing libraries and homework centers; Enhancing computer learning technology; Improving facilities for vocational training, arts, physical education and school safety; Qualifying for state matching funds With annual financial/performance audits and independent citizen's oversight?

SANTA CLARA 11/7/2006 Evergreen Elementary Measure I Pass (55% required)
To make schools safe, modernize classrooms, relieve overcrowding, and qualify for State grant funds, shall Evergreen School District: upgrade fire safety and security; repair aging roofs; improve instructional technology; improve and expand libraries; construct classrooms and schools and replace portables; renovate deteriorating restrooms; and construct, repair and renovate local school facilities; by issuing \$150 million of bonds at interest rates within the legal limit, with citizens' oversight, independent annual audits, and no money for district operating expenses?

SANTA CLARA 11/7/2006 Los Altos Elementary Measure H Pass
Without changing the existing amount of the Los Altos School District's current parcel tax, and to allow the District to spend the money raised to fulfill the voter-approved purposes, including to hire and retain teachers, maintain small class sizes and protect junior high electives, shall the District's annual appropriations limit be extended for a period of four years beginning July 1, 2007, in the amount of the funds raised by this tax?

SANTA CRUZ 6/6/2006 Aromas/San Juan Unified Measure N Fail (55% required)
School Repair Measure. To improve safety conditions of neighborhood schools, replace relocatable classrooms and to construct, acquire, upgrade and equip classrooms, facilities and sites, shall Aromas-San Juan Unified School District issue \$23,500,000 of bonds at legal interest rates, maintain its Citizens' Oversight Committee and enforce strict financial accountability guidelines to guarantee that no bond money used for salaries or other operating expenses?

SHASTA 6/6/2006 Anderson Union High Measure A Fail (55% required)
To provide classroom space, replace or repair heating, ventilating, energy and electrical systems, upgrade instructional computers and technology and enhance the learning environment and student safety by constructing, renovating and acquiring school buildings and facilities at each District school site as indicated in the Bond Project List; shall the Anderson Union High School District issue \$25,000,000 of bonds at legal interest rates, perform annual audits, use no bond money for administrative salaries and appoint a volunteer Citizens' oversight Committee?

SHASTA 6/6/2006 Gateway Unified Measure B Fail (55% required)
To improve student safety and provide quality education by completing replacement and repair of leaky roofs, deteriorated bathrooms, removing asbestos, reducing earthquake hazards, installing fire safety systems, upgrading electrical wiring to accommodate modern technology, installing energy efficient classroom heating, cooling, ventilation systems, upgrading plumbing, constructing/acquiring/equipping classrooms/facilities/sites, shall Gateway Unified School District issue \$14.5 million of bonds, at legal rates, with guaranteed financial audits, citizen oversight and no money for administrative salaries?

SIERRA 11/7/2006 Sierra-Plumas Joint Unified Measure C Pass
For decreasing the number of members of the governing board of Sierra-Plumas Joint Unified School District from seven to five.

SIERRA 11/7/2006 Sierra-Plumas Joint Unified Measure D Pass
For the rearrangement of trustee areas in the Sierra-Plumas Joint Unified School District.

SIERRA 11/7/2006 Sierra-Plumas Joint Unified Measure E Pass
To rearrange the trustee areas using population as the criteria.

SIERRA 11/7/2006 Sierra-Plumas Joint Unified Measure G Fail
To rearrange the trustee areas using geography as the criteria.

SISKIYOU 11/7/2006 Multiple Schools* Measure G Pass
Shall the Etna Union High School District be unified with the Etna Union Elementary School District, the Fort Jones Union School District, and the Quartz Valley School District, while preserving the Forks of Salmon School District as a separate school district?

SOLANO 6/6/2006 Benicia Unified Measure I Fail (2/3 required)
To provide specific funding for clearly identified programs that will continue to attract and retain highly qualified teachers and other employees and ensure a safe learning environment in Benicia's Public Schools with the goal of continually improving student performance, shall Benicia Unified School District be authorized to levy a parcel tax at \$254 annual rate for five years, offering senior and low-income exemptions, with expenditures monitored by a citizens' oversight committee and independent auditor?

TABLE 1.2 TEXT FOR SCHOOL DISTRICT BALLOT MEASURES BY COUNTY, 2006

SONOMA	3/7/2006	Kenwood Elementary	Measure A	Pass (2/3 required)
Shall the Kenwood School District, serving the children of Kenwood, provide funds for the purpose of reduction of class size and maintenance and enhancement of academic and educational programs by levying a special tax assessment on each assessor's parcel of \$52.00 per year (\$26.00 per semi-annual payment) for a period of five years, beginning July 1, 2007, with certain specific exemptions as set forth in the Resolution and Order of Election?				
SONOMA	4/11/2006	Rincon Valley Union Elementary	Measure B	Pass (2/3 required)
To enhance computer and technology education, increase library hours, expand classroom music, preserve band programs, create science labs, provide additional help to children who excel and those who struggle with math and reading, shall the Rincon Valley Union School District replace its existing \$39 parcel tax with a \$60 annual tax on each legal parcel for twelve years beginning July 1, 2006, subsequent annual \$3 increases and complete exemption for parcels owned and occupied by senior citizens 65 years and older?				
SONOMA	11/7/2006	Shoreline Unified	Measure A	Fail (2/3 required)
To maintain existing school programs and improve the quality of education; to provide funds to buy updated textbooks and materials for math, reading, and writing courses; and to enhance critical computer science, library, and arts programs, shall the Shoreline Unified School District extend the existing \$151.82 a year parcel tax, increasing annually at 4%, for no more than six years?				
STANISLAUS	6/6/2006	Oakdale Joint Union High	Measure R	Fail (55% required)
To modernize Oakdale High and Enlarge the Career Technical/Vocational classrooms modernize elementary schools, replace portables, and make the District eligible to receive state matching funds, shall the Oakdale Joint Unified School District issue \$37.5 million of bonds at interest rates below the legal limit so long as spending is annually reviewed by a Citizens' Oversight Committee?				
STANISLAUS	11/7/2006	Chatom Union Elementary	Measure U	Pass (55% required)
To improve the quality of education, shall Chatom Union School District be authorized to construct a community center/gym/multipurpose room, modernize outdated school facilities and infrastructure, convert classrooms at Mountain View School for program expansion, upgrade health and safety systems to meet current standards, and improve student access to computers and modern technology by issuing \$5,000,000 in bonds, within legal interest rates, with annual audits and a citizens' oversight committee and NO money for salaries?				
STANISLAUS	11/7/2006	Oakdale Joint Union High	Measure C	Fail (55% required)
To modernize Oakdale High and enlarge the Career Technical/Vocational classrooms, to build and modernize elementary schools, replace portables, and make the District eligible to receive state matching funds, shall the Oakdale Joint Unified School District issue \$37.5 million of bonds at interest rates below the legal limit so long as spending is annually reviewed by a Citizens' Oversight Committee?				
STANISLAUS	11/7/2006	Sylvan Union Elementary	Measure A	Pass (55% required)
To enhance student learning, shall the Sylvan Union School District repair, renovate, and upgrade aging school facilities, including technology, infrastructure, and other improvements; construct, expand, furnish and equip school facilities, including acquisition of school sites, completion of new schools and construction of food service facilities; help qualify for matching State funds, by issuing \$40,000,000 of bonds at legal interest rates, with NO proceeds used for teacher or administrator salaries and accountability provided by citizens' oversight and independent audits?				
STANISLAUS	11/7/2006	Turlock Joint Elementary	Measure Z	Pass (55% required)
To modernize Brown, Crowell, Cunningham, Julien, Osborn and Wakefield Elementary Schools, Crane Early Learning Center, and Dutcher Middle School, and to develop architectural plans for a future elementary school; shall Turlock Unified School District issue \$9,900,000 in School Facilities Improvement District No. 1 bonds with lawful interest rates and maturity dates, with annual independent audits and a citizens' oversight committee to assure that funds are spent only on the specified school and classroom improvements?				
STANISLAUS	11/7/2006	Turlock Joint Union High	Measure Y	Pass (55% required)
To modernize the Girls' Gymnasium, the Performing Arts Building, the Agriculture Building and the Boys' Gymnasium at Turlock High School, and for other specified modernization projects there and at Roselawn High School, shall the Turlock Unified School District issue \$7,725,000 in bonds with lawful interest rates and maturity dates, with annual independent audits and a citizens' oversight committee to assure that funds are spent only on the specified school and classroom improvements?				
SUTTER	6/6/2006	Franklin Elementary	Measure P	Pass (55% required)
In order to provide Franklin Elementary School with a modern multi-purpose structure housing a gymnasium, kitchen, indoor stage area and additional classroom space, shall the Franklin Elementary School District issue bonds in the amount of \$2,000,000 with an interest rate within the statutory limit?				
SUTTER	11/7/2007	Yuba Community College	Measure J	Pass (55% required)
To repair/upgrade Yuba and Woodland Community Colleges, improve job training, university transfer, provide more courses to students close to home, repair/expand classrooms for math science, healthcare, nursing, policy, fire, public safety programs, upgrade electrical, heating, ventilation systems, repair leaky roofs, improve disabled access, upgrade technology, repair, construct, acquire, equip buildings, classrooms, sites, computer labs, shall Yuba Community College district issue \$190 million in bonds, at legal rates, with mandatory audits and citizen oversight to monitor spending?				
TULARE	6/6/2006	Kings Canyon Joint Unified	Measure C	Fail (55% required)

TABLE 1.2 TEXT FOR SCHOOL DISTRICT BALLOT MEASURES BY COUNTY, 2006

To improve the quality of education, shall the Kings Canyon Joint Unified School District be authorized to construct a library media center at Reedley High, an Elementary School in Reedley, Orange Cove High music building, student support facilities including cafeterias/multipurpose buildings, make health and safety improvements, provide additional classrooms to reduce overcrowding, and qualify the District for \$8,000,000 in State grants by issuing \$32,000,000 in bonds within legal rates, with citizens' oversight, annual audits, and NO money for administrator salaries?

TULARE 6/6/2006 Kings River Union Elementary Measure N Pass (55% required)
Shall the Kings River Union Elementary School District: Prepare for future growth and provide facilities that best serve the students and community by constructing and equipping a multipurpose building and by issuing \$850,000 of bonds at interest rates below the legal limit to be used as a joint use match?

TULARE 6/6/2006 Kingsburg Joint Union High Measure K Fail (55% required)
To raise money for improvement projects at Kingsburg High School, including improvements to the Football Bowl, Old Gym, and softball fields; added parking; landscape beautification; upgrades and improvements on other athletic fields and school facilities; Little Theater upgrades and improvements; and other listed projects, shall the Kingsburg Joint Union High School District issue and sell up to \$9,900,000 of bonds at not to exceed the maximum legal interest rate, with an oversight committee, and no money going for administrator salaries?

TULARE 6/6/2006 Visalia Unified Measure M Fail (55% required)
To avoid overcrowding of schools by constructing, acquiring, furnishing and equipping new classrooms and school facilities, to continue to renovate and repair aging schools, to match developer fees, and to help qualify for State matching funds, shall the Visalia Unified School District issue \$41,000,000 of bonds at interest rates within legal limits, with accountability provided by citizens' oversight and independent audits, and with no funds used for administrator or teacher salaries?

TULARE 11/7/2006 College of the Sequoias Measure C Fail (55% required)
To build a permanent educational center in Hanford by acquiring, constructing and equipping buildings, sites, libraries, classrooms, science and computer labs, to prepare students for university transfer, skilled jobs, law enforcement, firefighting and vocational programs, shall the College of the Sequoias Hanford Campus Improvement District No. 1 of the College of the Sequoias Community College District issue \$22 million in bonds, at legal rates, with citizen oversight, guaranteed annual financial audits, no money for administrators' salaries?

TULARE 11/7/2006 Cutler-Orosi Joint Unified Measure S Fail (2/3 required)
To develop a recreation department within the Cutler-Orosi area to promote youth activities including sports, arts, music, and other experiences that develop young people into active, responsible citizens, shall Cutler-Orosi Joint Unified School District levy a tax of \$100 per parcel for 10 years so long as the Cutler-Orosi School Board oversees the program?

TULARE 11/7/2006 Dinuba Joint Unified Measure T Pass (55% required)
To relieve student overcrowding by building new classrooms, restrooms and schools, making repairs and improvements to schools throughout the District including science labs, roofing and electrical upgrades, and making the District eligible for approximately \$16,000,000 in State matching funds, shall Dinuba Unified School District issue \$37,000,000 of bonds at the lowest possible interest rates provided spending is annually reviewed by an independent citizens' oversight committee and no money is used for administrative salaries or taken by the State?

TULARE 11/7/2006 Exeter Union High Measure U Pass (55% required)
Shall the Exeter Union High School District repair and replace deteriorating roofs, upgrade aging electrical systems, classrooms and school facilities to meet current standards, make emergency structural repairs as necessary, add class rooms, and qualify for \$3.7 million in State bond funds, by issuing \$5,100,000 of bonds, at legal rates, with guaranteed annual independent financial audits, public oversight, and no money for administrators' salaries?

TULARE 11/7/2006 Kings Canyon Joint Unified Measure K Fail (55% required)
To improve the quality of education, shall the Kings Canyon Joint Unified School District be authorized to construct a library media center at Reedley High School, an Elementary School in Reedley, Orange Cove High School music building, student support facilities including cafeterias/multipurpose buildings, make health and safety improvements, provide additional classrooms to reduce overcrowding, and qualify the District for \$8,000,000 in State grants by issuing \$32,000,000 in bonds within legal rates, with citizens' oversight, annual audits, and NO money for administrator or teacher salaries?

TULARE 11/7/2006 Tipton Elementary Measure V Fail (55% required)
To finance the construction, equipping and furnishing of a new gymnasium/performing arts center and related facilities, shall Tipton Elementary School District issue \$2,800,000 in bonds, at legal interest rates, with mandatory performance and financial audits and independent citizen oversight?

VENTURA 6/6/2006 Allan Hancock Joint Community College Measure I6 Fail (55% required)
To improve the quality of programs at Allan Hancock College by: improving academic facilities to help students transfer to four-year colleges; improving job training facilities for police, firefighter, healthcare and other careers; upgrading aging buildings, classrooms & technology; and by upgrading, acquiring, constructing, equipping buildings, sites and classrooms, shall Allan Hancock Joint Community College District issue \$180,000,000 in bonds, at legal rates, appoint a Citizens' Oversight Committee to monitor expenditures and no money for administrators' salaries?

VENTURA 6/6/2006 Las Virgenes Unified Measure G6 Pass (55% required)
To maintain excellent local schools, repair and upgrade outdated science and technology facilities, classrooms and restrooms, replace aging trailers with modern classrooms, improve fire, security, and emergency systems, update computer and instructional technology, shall Las Virgenes Unified School District issue \$128 million of bonds at legal rates to renovate, acquire, construct, repair and equip our local neighborhood schools, sites and facilities, with required independent financial audits, citizen oversight and no money for administrators' salaries?

TABLE 1.2 TEXT FOR SCHOOL DISTRICT BALLOT MEASURES BY COUNTY, 2006

VENTURA	6/6/2006	Oak Park Unified	Measure B6	Fail (2/3 required)
To maintain quality Oak Park schools and provide safe, modern classrooms through new construction and repairs such as upgrading fire and security systems, reducing earthquake dangers, replacing aging roofs, updating science labs, replacing aging portables with permanent classrooms, and to improve the likelihood of qualifying for state matching funds, shall Oak Park Unified School District issue \$89 million in bonds at lawful interest rates for improvement of school buildings and grounds, and appoint a citizens' oversight committee?				
VENTURA	6/6/2006	Oak Park Unified	Measure C6	Pass (55% required)
To improve student safety, replace aging school equipment and furnishings, and provide up-to-date educational technology, including updating science and computer lab equipment, replacing aging student desks and chairs, upgrading playground equipment to current safety standards, acquiring safe student transportation and maintenance vehicles, shall Oak Park Unified School District issue \$17.5 million in bonds at interest rates within the legal limit, with mandatory audits and independent citizens' oversight of bond expenditures?				
VENTURA	8/22/2006	Rio Elementary	Recall 1	Pass
Shall Eve Acosta be recalled (removed) from the office of School Board Member?				
VENTURA	8/22/2006	Rio Elementary	Recall 2	Pass
Shall Ken Ortega be recalled (removed) from the office of School Board Member?				
VENTURA	8/22/2006	Rio Elementary	Recall 3	Pass
Shall Simon Ayala be recalled (removed) from the office of School Board Member?				
VENTURA	11/7/2006	Oak Park Unified	Measure H6	Fail (2/3 required)
To maintain the quality of Oak Park schools, ensure student safety and qualify for state matching funds, shall Oak Park Unified School District fund school renovations, including remodeling outdated classrooms and science labs, repairing leaky roofs, improving earthquake and fire safety, and replacing aging portables with permanent classrooms, by issuing \$71.1 million in bonds at legal interest rates for improvement and construction of school buildings and grounds?				
VENTURA	11/7/2006	Ocean View Elementary	Measure J6	Pass (55% required)
To improve the quality of education, shall the Ocean View School District construct, renovate and replace classrooms and school facilities including drinking and plumbing water systems; improve access to computers and technology; replace portable classrooms with permanent classrooms and facilities; and make the District eligible for State matching funds by issuing \$13,200,000 in bonds within legal interest rates with spending reviewed by a citizens' oversight committee, and no money for administrator salaries?				
VENTURA	11/7/2006	Oxnard Elementary	Measure M6	Pass (55% required)
To replace portable classrooms, relieve student overcrowding by building and equipping new classrooms and educational facilities and repairing and equipping existing classrooms and educational facilities throughout the District, shall Oxnard School District issue \$64,000,000 of bonds at the lowest possible interest rates so long as spending is annually reviewed by an independent citizens' oversight committee, no money is used for administrative salaries and all funds are spent locally and cannot be transferred to the State?				
YOLO	11/7/2007	Washington Unified	Measure M	Pass
(ADVISORY) Without authorizing any additional bonds or taxes, shall school bond Measure R passed by voters of Washington Unified School District on November 2, 1999, be amended so that a portion of those bond funds allocated for new construction at River City High School be reallocated for use at the new West Sacramento High School, which is to be constructed at the corner of Linden Road and Jefferson Boulevard?				
YOLO	11/7/2007	Yuba Community College	Measure J	Pass (55% required)
To repair/upgrade Yuba and Woodland Community Colleges, improve job training, university transfer, provide more courses to students close to home; repair/expand classrooms for math, science, healthcare, nursing, police, fire, public safety programs; upgrade electrical, heating, ventilation systems; repair leaky roofs; improve disabled access; upgrade technology; repair, construct, acquire, equip buildings, classrooms, sites, computer labs, shall Yuba Community College District issue \$190 million in bonds, at legal rates, with mandatory audits and citizen oversight to monitor spending?				
YUBA	6/6/2006	Marysville Joint Unified	Measure H	Pass (55% required)
To improve the quality of education by repairing and modernizing worn-out local schools, such as repairing, upgrading or replacing roofs, heating/air conditioning and plumbing systems; constructing, acquiring, converting, furnishing and equipping school facilities; and to help qualify for State modernization and construction matching funds, shall the Marysville Joint Unified School district issue \$37,000,000 of bonds at legal interest rates, with citizens' oversight, independent audits, and no money for administrators' salaries?				
YUBA	11/7/2006	Yuba Community College	Measure J	Fail (55% required)
To repair/upgrade Yuba and Woodland Community Colleges, improve job training, university transfer, provide more courses to students close to home, repair/expand classrooms for math, science, healthcare, nursing, police, fire, public safety programs, upgrade electrical, heating, ventilation systems, repair leaky roofs, improve disabled access, upgrade technology, repair, construct, acquire, equip buildings, classrooms, sites, computer labs, shall Yuba Community College District issue \$190 million in bonds, at legal rates, with mandatory audits and citizen oversight to monitor spending?				

TABLE 1.2 TEXT FOR SCHOOL DISTRICT BALLOT MEASURES BY COUNTY, 2006

TABLE 1.3 SUMMARY OF ELECTION OUTCOMES FOR SCHOOL DISTRICT BALLOT MEASURES BY TYPE* OF MEASURE AND COUNTY, 2006

	TAXES		BONDS		ADVISORY		RECALL		GANN LIMIT		ORDINANCE		ALL SCHOOL DISTRICT MEASURES		
	PASS	FAIL	PASS	FAIL	PASS	FAIL	PASS	FAIL	PASS	FAIL	PASS	FAIL	PASS	FAIL	TOTAL
Alameda	1	1	5	0									6	1	7
Butte			0	3									0	3	3
Calaveras			1	0									1	0	1
Colusa			0	1									0	1	1
Contra Costa	0	1	3	1									3	2	5
El Dorado			2	2									2	2	4
Fresno	0	1	4	4			0	3					4	8	12
Glenn			0	1									0	1	1
Humboldt			1	1									1	1	2
Kern			6	1			0	1					6	2	8
Kings			1	3									1	3	4
Lake			3	0									3	0	3
Lassen			0	1									0	1	1
Los Angeles			11	6									11	6	17
Madera			3	2									3	2	5
Marin	1	0	2	0									3	0	3
Mendocino			2	00									2	0	2
Merced			1	3									1	3	4
Monterey			7	1									7	1	8
Napa			1	0									1	0	1
Orange			0	2									0	2	2
Placer	0	2	0	4									0	6	6
Riverside			7	3							1	0	8	3	11
Sacramento	0	1	5	2							2	0	7	3	10
San Benito			0	4									0	4	4
San Bernardino			1	5									1	5	6
San Diego			5	1									5	1	6
San Francisco			1	0									1	0	1
San Joaquin			3	1									3	1	4
San Luis Obispo			2	2									2	2	4
San Mateo	0	1	4	0									4	1	5
Santa Barbara			3	1									3	1	4
Santa Clara	0	1	5	0					2	0			7	1	8
Santa Cruz			0	1									0	1	1
Shasta			0	2									0	2	2
Sierra											3	1	3	1	4
Siskiyou											1	0	1	0	1
Solano	0	1											0	1	1
Sonoma	2	1											2	1	3
Stanislaus			4	2									4	2	6
Sutter			2	0									2	0	2
Tulare	0	1	3	6									3	7	10
Ventura			4	3			3	0					7	3	10
Yolo			1	0	1	0							2	0	2
Yuba			1	1									1	1	2
All Counties	4	11	104	70	1	0	3	4	2	0	7	1	121	86	207

* Since the topic of all school district measures is Education, a table for school district measures by topic is not included.

PART 2
VOTE TOTALS TEXT FOR
SCHOOL DISTRICT OFFICE CANDIDATES

TABLE 2.1 VOTE TOTALS FOR SCHOOL DISTRICT BOARD CANDIDATES BY COUNTY AND ELECTION DATE, 2006

COUNTY	DATE	SCHOOL DISTRICT	DIS- TRICT/ SEAT	TERM OF OFFICE	CANDIDATE'S LAST NAME	CANDIDATE'S FIRST NAME	CANDIDATE'S BALLOT DESIGNATION	IN- CUM BENT	NUMBER OF CAN- DIDATES	VOTES FOR CAN- DIDATE	TOTAL VOTES CAST ¹	PER- CENT OF VOTE	ELECTED
ALAMEDA	3/7/2006	Piedmont City Unified		Full	Gadbois	Ray	Financial Advisor	No	3	2,335	6,497	35.9%	Yes
					Tolles	Roy	Civil Engineer	No	3	2,287	6,497	35.2%	Yes
					Ruby	Eileen C.	Retired Sales Representative	No	3	1,847	6,497	28.4%	No
	6/6/2006	Alameda County Office of Education	1	Full	Fox Ruby	Jacki	Incumbent	Yes	2	17,904	31,998	56.0%	Yes
					Corrin	Lois	Educator	No	2	13,956	31,998	43.6%	No
			4	Full	Elizalde	Felix	Alameda County Board of Education	Yes	2	16,273	29,600	55.0%	Yes
					Holcomb	Esther L.	Businesswoman	No	2	13,248	29,600	44.8%	No
		Oakland Unified	2	Full	Cerrato	Yvonne Martinez	Alameda County Board of Education	Yes	1	25,866	26,084	99.2%	Yes
					Kakishiba	David	School Board President	Yes	1	7,169	7,229	99.2%	Yes
			4	Full	Yee	Gary	Incumbent	Yes	1	11,088	11,199	99.0%	Yes
					Dobbins	Chris	Teacher	No	2	4,426	8,521	51.9%	Yes
			6	Full	Boyd	Wandra J.	Parent, Business Owner	No	2	4,073	8,521	47.8%	No
	11/7/2006	Alameda City Unified		Full	Jensen	Tracy Lynn	Incumbent	Yes	3	11,552	29,019	39.8%	Yes
					McMahon	Mike	Alameda USD Board Member	Yes	3	11,020	29,019	38.0%	Yes
					Herrera, Jr.	Daniel T.	High School Administrator	No	3	6,339	29,019	21.8%	No
		Albany City Unified		Full	Walden	Miriam	Incumbent	Yes	4	3,785	10,829	35.0%	Yes
					Calloway	Jamie	Legal Writer	No	4	2,811	10,829	26.0%	Yes
					Glasser	David	Public Finance Banker	No	4	2,495	10,829	23.0%	Yes
					Kindle	John	Animal Control Officer	No	4	1,701	10,829	15.7%	No
		Berkeley Unified		Full	Riddle	Nancy	School Board Director	Yes	5	22,856	76,958	29.7%	Yes
					Hemphill	Karen	Public Administrator/Parent	No	5	21,777	76,958	28.3%	Yes
					Issel	Shirley	School Director/ Psychotherapist	No	5	18,827	76,958	24.5%	Yes
					Baggins	David	Professor, Department Chair	No	5	8,444	76,958	11.0%	No
					Harrison	Norma Jean Fox	Teacher, Realtor	No	5	4,836	76,958	6.3%	No
		Dublin Unified		Full	Haubert	David	Member, Dublin USD Board of Trustees	Yes	4	5,128	13,951	36.8%	Yes
					Henry	Jennifer	Education Attorney	No	4	3,536	13,951	25.3%	Yes
					Spooner	Tim	Project Manager	No	4	2,767	13,951	19.8%	No
					Cunningham	Dan	Business Manager	No	4	2,476	13,951	17.7%	No
		Fremont Unified		Full	York	Lara	Director, Education Foundation	No	6	18,772	65,211	28.8%	Yes
					Sweeney	Larry	Incumbent	Yes	6	17,627	65,211	27.0%	Yes
					Simon	Jonathan	Parent/Teacher	No	6	9,731	65,211	14.9%	No
					Ng	Hui	Engineering, Manager	No	6	8,529	65,211	13.1%	No
					Richards	David B.	Retired Engineering Manager	No	6	5,175	65,211	7.9%	No
					Bilodeau	Ray	Graphic Artist/Parent	No	6	5,159	65,211	7.9%	No

¹Write-in candidate votes, when reported by the county, have been included in the total votes cast. For these contests, the sum of the candidate votes is less than the total votes cast.

TABLE 2.1 VOTE TOTALS FOR SCHOOL DISTRICT BOARD CANDIDATES BY COUNTY AND ELECTION DATE, 2006

COUNTY	DATE	SCHOOL DISTRICT	DIS- TRICT/ SEAT	TERM OF OFFICE	CANDIDATE'S LAST NAME	CANDIDATE'S FIRST NAME	CANDIDATE'S BALLOT DESIGNATION	IN- CUM BENT	NUMBER OF CAN- DIDATES	VOTES FOR CAN- DIDATE	TOTAL VOTES CAST ¹	PER- CENT OF VOTE	ELECTED
ALAMEDA (continued)	11/7/2006	Livermore Valley Joint Unified ²		Full	White	Anne E.	Incumbent	Yes	4	12,665	49,516	25.6%	Yes
					Dunlop	William H.	Incumbent	Yes	4	12,651	49,516	25.5%	Yes
					Runyon	Kate	Homemaker	No	4	12,178	49,516	24.6%	Yes
					Day	McKinley	Math Teacher	No	4	11,915	49,516	24.1%	No
		New Haven Unified		Full	Gregorio	Gertrude Q.	College Dean	No	6	5,612	22,442	25.0%	Yes
					Estes	Gwen	Incumbent	Yes	6	5,582	22,442	24.9%	Yes
					Cheema	Sarabjit Kaur	Engineer/Teacher	No	6	3,377	22,442	15.0%	No
					Williams	Anne	Parent	No	6	3,112	22,442	13.9%	No
					Crosby	Phil	Small Business Attorney	No	6	2,917	22,442	13.0%	No
					Mitra	Atul	Parent/Realtor	No	6	1,799	22,442	8.0%	No
		Ohlone Community College - Area 1	2	Full	Weed	John	Mbr, Board of Trustees, Ohlone CCD	Yes	2	23,897	43,873	54.5%	Yes
					Giovanni-Hill	Jan	University Analyst Specialist	No	2	19,671	43,873	44.8%	No
		Ohlone Community College - Area 2	7	Full	Watters	Richard	College Administrator	No	2	31,215	42,629	73.2%	Yes
					Borjon	Olga M.	Purchasing Manager/Mother	No	2	11,151	42,629	26.2%	No
		Peralta Community College	7	Full	Guillen	Abel	Public School Finance Advisor	No	2	9,268	16,698	55.5%	Yes
					Clifton	Alona	Incumbent	Yes	2	7,289	16,698	43.7%	No
		San Joaquin Delta Community College ³	4	Full	Serna	Maria Elena	Trustee, San Joaquin Delta CCD	No	2	42	53	79.2%	Yes
					Munro	Karen	Cable Television Executive	No	2	11	53	20.8%	No
			7	Full	Simas	Ted	Incumbent	Yes	2	28	53	52.8%	Yes
					Schmiedt	Stephen A.	Farmer/Businessman	No	2	25	53	47.2%	No
		San Leandro Unified	2	Full	Russo Cutter	Pauline	Teacher/Educator	Yes	2	9,493	13,695	69.3%	Yes
					Ayres	Vera	Retired School Teacher	No	2	4,084	13,695	29.8%	No
			4	Full	Katz	Mike	Computer Security Consultant	No	2	8,275	13,907	59.5%	Yes
					Lismer	Pete	Retired Service Manager	No	2	5,507	13,907	39.6%	No
		San Lorenzo Unified		Full	Polvorosa	Isabel	Incumbent	Yes	4	6,783	21,709	31.2%	Yes
					Randall	Helen T.	Incumbent	Yes	4	5,945	21,709	27.4%	Yes
					Thornton	Lisa	Parent	No	4	5,212	21,709	24.0%	No
					Norberg	Roberta Lee	Project Manager	No	4	3,706	21,709	17.1%	No
		Sunol Glen Unified		Full	Barnes	Graham	Business Executive	No	3	275	663	41.5%	Yes
					Van Dyke	Guineth Elaine	Incumbent	Yes	3	227	663	34.2%	Yes
					Pappas	Linda	Teacher/Educator/Accountant	No	3	160	663	24.1%	No

²Multi-county school district. Results for Contra Costa county are reported separately.³Multi-county school district. Results for Calaveras, Sacramento, San Joaquin and Solano counties are reported separately.

TABLE 2.1 VOTE TOTALS FOR SCHOOL DISTRICT BOARD CANDIDATES BY COUNTY AND ELECTION DATE, 2006

COUNTY	DATE	SCHOOL DISTRICT	DIS- TRICT/ SEAT	TERM OF OFFICE	CANDIDATE'S LAST NAME	CANDIDATE'S FIRST NAME	CANDIDATE'S BALLOT DESIGNATION	IN- CUM BENT	NUMBER OF CAN- DIDATES	VOTES FOR CAN- DIDATE	TOTAL VOTES CAST ¹	PER- CENT OF VOTE	ELECTED
ALPINE	11/7/2006	Alpine County Unified	A	Full	Bell	Walter	Retired Engineering Manager	No	5	238	774	30.7%	Yes
					Holdridge	Tony B.	Incumbent	Yes	5	170	774	22.0%	Yes
					Peterson	Jolee	Bear Valley Parent	No	5	156	774	20.2%	No
					Krayk	Kira	Local Business Manager	No	5	135	774	17.4%	No
					Pye	David Andrew	Parent/Business Owner	No	5	71	774	9.2%	No
			B	Full	Caldera	Beverly J.	Incumbent	Yes	1	41	45	91.1%	Yes
AMADOR	11/7/2006	Amador County Unified ^{F1}		Full	Knobelauch	Karl	Undersherrif	No	3	8,249	21,569	38.2%	Yes
					Porray	Terry	Incumbent	Yes	3	7,037	21,569	32.6%	Yes
					Franks	Barry E.	Parent/Supervisor	No	3	6,149	21,569	28.5%	No
		Amador County Unified ^{F2}		Full	Miller	W. Patrick "Pat"	Incumbent	Yes	3	9,335	21,940	42.5%	Yes
					Dutra	David L.	Incumbent	Yes	3	8,200	21,940	37.4%	Yes
					Lipp	Lynnette	Event Planner	No	3	4,280	21,940	19.5%	No
		Amador County Unified ^{F3}		Short	Anderson	Chuck	Appointed Incumbent	Yes	2	9,505	18,447	51.5%	Yes
					Karnaze	Paul "PJ"	Appointed Incumbent	Yes	2	8,769	18,447	47.5%	Yes
BUTTE	11/7/2006	Biggs Unified		Full	Sheppard	Kathryn B.	Educator/Farmer	No	5	807	2,317	34.8%	Yes
					Speegle	Vickie	Incumbent	Yes	5	465	2,317	20.1%	Yes
					Felkins	Michael	Incumbent	Yes	5	427	2,317	18.4%	Yes
					Ackerman	Casey Bryan	Financial Mortgage Broker	No	5	309	2,317	13.3%	No
					Stewart-Wall	Kevin	Computer Programmer	No	5	303	2,317	13.1%	No
		Chico Unified		Full	Rees	Rick	School Board Member	Yes	6	17,346	74,564	23.3%	Yes
					Thompson	Andrea Lerner	Professor/Parent	No	6	16,446	74,564	22.1%	Yes
					Kaiser	Kathleen E.	University Professor	No	6	16,253	74,564	21.8%	Yes
					Watts	Anthony	Meteorologist/Business Owner	Yes	6	14,888	74,564	20.0%	No
					Sturgis	Todd	Sales Manager	No	6	5,370	74,564	7.2%	No
					Lucas	E. F. "Gene"	Instructional Technologist	No	6	4,047	74,564	5.4%	No
		Golden Feather Union Elementary		Full	Ingvaldsen	Deborah J.	Retired School Secretary	Yes	4	610	1,903	32.1%	Yes
					Saul	Don	Retired Teacher	No	4	485	1,903	25.5%	Yes
					Jans	John T.	Incumbent	Yes	4	470	1,903	24.7%	Yes
					Neher	Paula J.	Legal Assistant	No	4	331	1,903	17.4%	No
		Gridley Unified	2	Full	Cain	Diadra "D"	Personal Banker	No	3	1,457	4,070	35.8%	Yes
					Pierce	Lloyd	Appointed Incumbent	No	3	1,436	4,070	35.3%	Yes
					Maldonado-Howe.	Baudelia	Incumbent	Yes	3	1,159	4,070	28.5%	No

^{F1}Former Lone Unified School District.

^{F2}Former Jackson Unified School District.

^{F3}Former Oro Madre Unified School District.

TABLE 2.1 VOTE TOTALS FOR SCHOOL DISTRICT BOARD CANDIDATES BY COUNTY AND ELECTION DATE, 2006

COUNTY	DATE	SCHOOL DISTRICT	DIS- TRICT/ SEAT	TERM OF OFFICE	CANDIDATE'S LAST NAME	CANDIDATE'S FIRST NAME	CANDIDATE'S BALLOT DESIGNATION	IN- CUM BENT	NUMBER OF CAN- DIDATES	VOTES FOR CAN- DIDATE	TOTAL VOTES CAST¹	PER- CENT OF VOTE	ELECTED	
BUTTE (continued)	11/7/2006	Gridley Unified	3	Full	Olson	Kenneth E.	Incumbent	Yes	3	1,890	4,259	44.4%	Yes	
					Llerenas	Nicki Herrera	Incumbent	Yes	3	1,556	4,259	36.5%	Yes	
					Dornan	J. B.	Retired Chemist	No	3	803	4,259	18.9%	No	
		Manzanita Elementary		Full	Argetsinger	Rick	Incumbent	Yes	3	247	605	40.8%	Yes	
					Puls	Dale	Incumbent	Yes	3	195	605	32.2%	Yes	
					Dugan	Colleen	Appointed Incumbent	No	3	163	605	26.9%	No	
		Oroville City Elementary		Full	White	Katharine	Incumbent	Yes	3	4,011	11,551	34.7%	Yes	
					Keeler	Georgette	School Computer Technician	No	3	3,790	11,551	32.8%	Yes	
					Horn	Pamela Huston	Lending Specialist	No	3	3,728	11,551	32.3%	No	
		Oroville Union High		Full	MacIntyre	Kathy	Incumbent	Yes	4	8,457	28,918	29.2%	Yes	
					Bruce	Dave	Incumbent	Yes	4	7,584	28,918	26.2%	Yes	
					Harris	Brenda L.	No Ballot Designation	No	4	6,506	28,918	22.5%	Yes	
					Upton	Al	Manager Fleet Services	No	4	6,236	28,918	21.6%	No	
		Paradise Unified		Full	Greer	Mike	School Teacher	Yes	4	7,378	23,777	31.0%	Yes	
					Titus	Timothy	Business Owner/Parent	No	4	7,018	23,777	29.5%	Yes	
					Connor	Marilyn C.	Incumbent	Yes	4	6,547	23,777	27.5%	No	
					Stankis	Glenn A.	Retired Professional Engineer	No	4	2,753	23,777	11.6%	No	
		Pioneer Union Elementary		Full	Rankin	Reed	Local Fire Chief	No	4	361	1,175	30.7%	Yes	
					Nicholaw	Jesse D.	Deputy Sheriff	No	4	310	1,175	26.4%	Yes	
					Fregoso	Janet	Veterinary Technician	No	4	248	1,175	21.1%	No	
					Smith	Cindy	Parent/Business Manager	No	4	248	1,175	21.1%	No	
		Yuba Community College⁴		1	Full	Nicholau	George	Incumbent	Yes	3	77	167	46.1%	Yes
						Warren	Barbara A.	Retired Educator	No	3	63	167	37.7%	No
						Bertolini	Annette	Bank Consultant	No	3	25	167	15.0%	No
CALAVERAS	11/7/2006	Bret Harte Union High		Full	Bunge	Gail	Substitute Teacher	No	3	4,661	11,996	38.9%	Yes	
					Lark	Joan	Incumbent	Yes	3	3,833	11,996	32.0%	Yes	
					Tyrrell	Tony	Incumbent	Yes	3	3,449	11,996	28.8%	No	
		Calaveras Unified		2	Full	Garamendi	Evan	Retired Teacher	No	2	5,434	8,696	62.5%	Yes
						Conway	Geraldine "Gerri"	Incumbent	Yes	2	3,230	8,696	37.1%	No
		San Joaquin Delta Community College⁵		4	Full	Serna	Maria Elena	Trustee, San Joaquin Delta CCD	Yes	2	5,247	7,316	71.7%	Yes
						Munro	Karen	Cable Television Executive	No	2	2,033	7,316	27.8%	No
				7	Full	Simas	Ted	Trustee, San Joaquin Delta CCD	Yes	2	4,234	7,272	58.2%	Yes
						Schmiedt	Stephen A.	Farmer/Businessman	No	2	3,004	7,272	41.3%	No

⁴Multi-county school district. Results for Colusa, Sutter, Yolo and Yuba counties are reported separately.⁵Multi-county school district. Results for Alameda, Sacramento, San Joaquin and Solano counties are reported separately.

TABLE 2.1 VOTE TOTALS FOR SCHOOL DISTRICT BOARD CANDIDATES BY COUNTY AND ELECTION DATE, 2006

COUNTY	DATE	SCHOOL DISTRICT	DIS- TRICT/ SEAT	TERM OF OFFICE	CANDIDATE'S LAST NAME	CANDIDATE'S FIRST NAME	CANDIDATE'S BALLOT DESIGNATION	IN- CUM BENT	NUMBER OF CAN- DIDATES	VOTES FOR CAN- DIDATE	TOTAL VOTES CAST ¹	PER- CENT OF VOTE	ELECTED
CALAVERAS (continued)	11/7/2006	Vallecito Union Elementary		Full	Bray	Jill	Incumbent	Yes	5	2,337	10,147	23.0%	Yes
					Emerson	Ralph	Incumbent	Yes	5	2,294	10,147	22.6%	Yes
					Milward	Michael	Attorney	No	5	1,973	10,147	19.4%	Yes
					Alford	Henry "Warren"	Community Forestry Representative	No	5	1,850	10,147	18.2%	No
					Cizmich	Felice M.	Incumbent	Yes	5	1,668	10,147	16.4%	No
		Yosemite Community College ⁶	1	Full	Dean	Pat	Incumbent	Yes	2	4,731	6,363	74.4%	Yes
					Craft	Jeff	Suicide Prevention Counselor	No	2	1,601	6,363	25.2%	No
COLUSA	11/7/2006	Colusa Unified		Full	Yerxa	Charles	Attorney	No	5	1,383	3,481	39.7%	Yes
					Bransford	Donald R.	Farmer	Yes	5	896	3,481	25.7%	Yes
					Dudman	Michelle C.	County Employee/Parent	No	5	538	3,481	15.5%	No
					Biggs	Rodney	Businessman/Parent	No	5	396	3,481	11.4%	No
					Laux	Jacob	Fertilizer Service/Parent	No	5	268	3,481	7.7%	No
		Maxwell Unified		Full	Perry	Brett	Incumbent	Yes	4	376	1,291	29.1%	Yes
					Vierra	John	Incumbent	Yes	4	325	1,291	25.2%	Yes
					Davis	Lane	Rice Farmer-Rancher	No	4	300	1,291	23.2%	Yes
					Haywood	Marc	Agriculture Sales	No	4	290	1,291	22.5%	No
		Stony Creek Joint Unified ⁷		Full	Burrows	Germaine	Incumbent	Yes	2	55	103	53.4%	Yes
					Haylor	Adrienne C.	School Clerk/Registrar	No	2	48	103	46.6%	No
		Yuba Community College ⁸	3	Full	Scofield	Christy K.	Farmer/Colusa County Supervisor	No	3	1,887	2,964	63.7%	Yes
					Flory	Alan	Incumbent	Yes	3	652	2,964	22.0%	No
					Ochoa	Rosie	Community Volunteer	No	3	425	2,964	14.3%	No
CONTRA COSTA	11/7/2006	Antioch Unified		Full	Shaw	Teri Lynn	Academic Counselor	No	4	10,163	27,275	37.3%	Yes
					Seelinger	Joyce	Incumbent	Yes	4	9,166	27,275	33.6%	Yes
					Vieira	Dee	Bookkeeper	No	4	5,917	27,275	21.7%	No
					Sun	Katy	No Ballot Designation	No	4	1,875	27,275	6.9%	No
		Brentwood Union Elementary		Full	Hilburn	Larry	Appointed Incumbent	No	4	5,796	22,523	25.7%	Yes
					Benz	Tobi L.	Incumbent	Yes	4	5,737	22,523	25.5%	Yes
					Geddes	Emil	Business Owner	No	4	5,642	22,523	25.0%	Yes
					Dolle	Brigette A.	Parent	No	4	5,275	22,523	23.4%	No

⁶Multi-county school district. Results for San Joaquin, Stanislaus and Tuolumne counties are reported separately.

⁷Multi-county school district. Results for Glenn county are reported separately.

⁸Multi-county school district. Results for Butte, Sutter, Yolo and Yuba counties are reported separately.

TABLE 2.1 VOTE TOTALS FOR SCHOOL DISTRICT BOARD CANDIDATES BY COUNTY AND ELECTION DATE, 2006

COUNTY	DATE	SCHOOL DISTRICT	DIS- TRICT/ SEAT	TERM OF OFFICE	CANDIDATE'S LAST NAME	CANDIDATE'S FIRST NAME	CANDIDATE'S BALLOT DESIGNATION	IN- CUM BENT	NUMBER OF CAN- DIDATES	VOTES FOR CAN- DIDATE	TOTAL VOTES CAST ¹	PER- CENT OF VOTE	ELECTED
CONTRA COSTA (continued)	11/7/2006	Byron Union Elementary		Full	Hultz	Lisa	Appointed Incumbent	No	6	2,031	7,374	27.5%	Yes
					Murayama	Karri	Homemaker	No	6	1,540	7,374	20.9%	Yes
					Sprenkel	Jill	Parent	No	6	1,483	7,374	20.1%	Yes
					Nugent	Bobbi	Parent	No	6	911	7,374	12.4%	No
					Sturdivant	Maria Ann	County Caseworker	No	6	870	7,374	11.8%	No
					Mixon	Jennifer	No Ballot Designation	No	6	514	7,374	7.0%	No
		Contra Costa Community College	3	Full	Grilli	Sheila A.	Incumbent	Yes	2	21,495	37,945	56.6%	Yes
					Enholm	Greg	High School Teacher	No	2	16,235	37,945	42.8%	No
			4	Full	Nejedly	John T.	Contra Costa CCD Gov Board President	Yes	2	43,472	64,400	67.5%	Yes
					Quattro	Frank	Small Business Owner	No	2	20,758	64,400	32.2%	No
		John Swett Unified		Full	Colombo	Brian G.	Union Ironworker	No	4	1,822	5,396	33.8%	Yes
					Concannon	William A.	Electrical Sign Contractor	No	4	1,332	5,396	24.7%	Yes
					Delgadillo	Jim	Incumbent	Yes	4	1,269	5,396	23.5%	No
					Parsons	Jerrold	Insurance Claims Examiner	No	4	959	5,396	17.8%	No
		Liberty Union High		Full	Byer	Joanne	Incumbent	Yes	5	10,445	40,510	25.8%	Yes
					Mendrek	Yolanda C. Pena	Retired School Administrator	No	5	8,276	40,510	20.4%	Yes
					Barr	Stephen E.	Appointed Incumbent	No	5	7,953	40,510	19.6%	Yes
					Valverde	Raymond	Incumbent	Yes	5	6,879	40,510	17.0%	No
					Fordahl	David G.	Construction Foreman	No	5	6,780	40,510	16.7%	No
		Livermore Valley Joint Unified ⁹		Full	Dunlop	William H.	Incumbent	Yes	4	48	183	26.2%	Yes
					Day	McKinley	Math Teacher	No	4	46	183	25.1%	Yes
					Runyon	Kate	Homemaker	No	4	45	183	24.6%	Yes
					White	Anne E.	Incumbent	Yes	4	40	183	21.9%	No
		Martinez Unified		Full	Gordon	Vicki	Governing Board Member MUSD	Yes	3	5,155	10,990	46.9%	Yes
					Skrehot	Ronald	Incumbent	Yes	3	3,370	10,990	30.7%	Yes
					Cruz, II	Vicente R.	Youth Sports Director	No	3	2,403	10,990	21.9%	No
		Mt. Diablo Unified		Full	Allen	Dick	Incumbent	Yes	8	29,483	142,235	20.7%	Yes
					Strange	Paul	Apptd Member Mt. Diablo School Board	No	8	29,145	142,235	20.5%	Yes
					Mayo	Linda K.	Trustee, Mt. Diablo USD	Yes	8	27,661	142,235	19.4%	Yes
					Gregory	Tina	Financial Consultant	No	8	23,289	142,235	16.4%	No
					Rodriguez	Ruth Abigail	Early Childhood Educator	No	8	11,037	142,235	7.8%	No
					Bordelon	Rusty Marcell	Student	No	8	8,021	142,235	5.6%	No
					Tolerton	Randy	Software Executive	No	8	6,751	142,235	4.7%	No
					Sennello	Patrick L.	Substitute School Teacher	No	8	6,455	142,235	4.5%	No

⁹Multi-county school district. Results for Alameda county are reported separately.

TABLE 2.1 VOTE TOTALS FOR SCHOOL DISTRICT BOARD CANDIDATES BY COUNTY AND ELECTION DATE, 2006

COUNTY	DATE	SCHOOL DISTRICT	DIS- TRICT/ SEAT	TERM OF OFFICE	CANDIDATE'S LAST NAME	CANDIDATE'S FIRST NAME	CANDIDATE'S BALLOT DESIGNATION	IN- CUM BENT	NUMBER OF CAN- DIDATES	VOTES FOR CAN- DIDATE	TOTAL VOTES CAST ¹	PER- CENT OF VOTE	ELECTED
CONTRA COSTA (continued)	11/7/2006	Orinda Union Elementary		Full	Sorenson	Riki	Governing Board Member, Orinda USD	Yes	4	6,080	17,197	35.4%	Yes
					West	Pamela Leslie	Incumbent	Yes	4	4,997	17,197	29.1%	Yes
					Bontemps	Jack	No Ballot Designation	No	4	3,614	17,197	21.0%	Yes
					Phillips	Wayne	Retired Chemist	No	4	2,437	17,197	14.2%	No
		San Ramon Valley Unified		Full	Buchanan	Joan	Incumbent	Yes	4	25,001	86,436	28.9%	Yes
					Clarkson	Bill	Incumbent	Yes	4	23,292	86,436	26.9%	Yes
					Hurd	Rachel	Community Volunteer	No	4	21,272	86,436	24.6%	Yes
					McVay	James	Superintendent/Metallurgical Engineer	No	4	16,630	86,436	19.2%	No
		Walnut Creek Elementary		Full	Pennington	Barbara S.	Incumbent	Yes	4	10,508	34,415	30.5%	Yes
					Borchardt	Angela P.	Incumbent	Yes	4	10,033	34,415	29.2%	Yes
					Walden	Dan B.	Incumbent	Yes	4	9,857	34,415	28.6%	Yes
					Teufel	Mark	Property Manager	No	4	3,914	34,415	11.4%	No
		West Contra Costa Unified		Full	Kronenberg	Madeline	Teacher	No	8	20,632	109,127	18.9%	Yes
					Miles	Audrey	Teacher	No	8	20,045	109,127	18.4%	Yes
					Ramsey	Charles	School Board Member	Yes	8	17,009	109,127	15.6%	Yes
					Medrano	Antonio	Retired Bilingual Educator	No	8	16,943	109,127	15.5%	No
					Meade	Marguerite	Lawyer	No	8	10,163	109,127	9.3%	No
					Brower	Robert W.	Author, Attorney, Teacher	No	8	9,606	109,127	8.8%	No
					Jungherr	Anton	Education Consultant	No	8	8,747	109,127	8.0%	No
					Gottlieb	Martin	Electrical Engineer	No	8	5,639	109,127	5.2%	No
DEL NORTE	11/7/2006	Del Norte County Unified		Full	Cochrane	Thomas C.	No Ballot Designation	Yes	2	3,588	6,419	55.9%	Yes
					Green	Beth	Retired School Librarian	No	2	2,831	6,419	44.1%	No
EL DORADO	11/7/2006	Black Oak Mine Unified	1	Full	Knight	Darcy C.	Incumbent	Yes	3	3,355	7,838	42.8%	Yes
					Rose	Charlie	Incumbent	Yes	3	3,195	7,838	40.8%	Yes
					Shaffer	Tecla Leijonflycht	Finance Assistant	No	3	1,067	7,838	13.6%	No
		El Dorado Union High		Full	Cary	Tim	Board Member	Yes	4	28,314	94,133	30.1%	Yes
					Restaino	Madeline T.	Board Member	Yes	4	23,594	94,133	25.1%	Yes
					Ehler	Kirby L.	Board Member	No	4	21,104	94,133	22.4%	Yes
					White	Todd	Community Service Representative	No	4	20,492	94,133	21.8%	No
		Mother Lode Union Elementary		Full	Steed	Kerry	Incumbent	Yes	4	2,888	11,163	25.9%	Yes
					Holm	Eric J.	Geologist/Consultant/Parent	No	4	2,862	11,163	25.6%	Yes
					Giles	Rebecca	Appointed Incumbent	No	4	2,703	11,163	24.2%	Yes
					Miller	Eric	Incumbent	Yes	4	2,658	11,163	23.8%	No

TABLE 2.1 VOTE TOTALS FOR SCHOOL DISTRICT BOARD CANDIDATES BY COUNTY AND ELECTION DATE, 2006

COUNTY	DATE	SCHOOL DISTRICT	DIS- TRICT/ SEAT	TERM OF OFFICE	CANDIDATE'S LAST NAME	CANDIDATE'S FIRST NAME	CANDIDATE'S BALLOT DESIGNATION	IN- CUM BENT	NUMBER OF CAN- DIDATES	VOTES FOR CAN- DIDATE	TOTAL VOTES CAST ¹	PER- CENT OF VOTE	ELECTED
EL DORADO (continued)	11/7/2006	Rescue Union Elementary		Full	Driscoll	Ellen	Incumbent	Yes	6	4,293	22,075	19.4%	Yes
					George	Suzanna	Parent/Homemaker	No	6	4,010	22,075	18.2%	Yes
					Wilcox	Alan	Incumbent	Yes	6	3,912	22,075	17.7%	Yes
					Wilhoite	Pat	Teacher/Parent	No	6	3,812	22,075	17.3%	No
					Posner	Serena	Incumbent	Yes	6	3,673	22,075	16.6%	No
					Godfrey	Mark L.	Small Businessman	No	6	2,303	22,075	10.4%	No
		Sierra Joint Community College ¹⁰	5	Full	Martin	Bill	Retired Business Executive	No	5	694	2,194	31.6%	Yes
					Royer	Lamont	Retired College Controller	No	5	566	2,194	25.8%	No
					Kirby	William "Bill"	Physician/Surgeon	No	5	484	2,194	22.1%	No
					Diggs	Edward	College Student	No	5	358	2,194	16.3%	No
					Cannedy	Sunday	Cosmetology Instructor/Educator	No	5	84	2,194	3.8%	No
		Tahoe-Truckee Unified ¹¹	6	Full	Palmer	Nancy	Sierra College Trustee	No	2	1,206	2,130	56.6%	Yes
					Harmon	Martin	Business Executive	No	2	914	2,130	42.9%	No
					Kraus	Bill	Research Scientist	No	2	195	255	76.5%	Yes
					Deveney	Vince	Community Theater Director	No	2	57	255	22.4%	No
FRESNO	2/7/2006	Golden Plains Unified ^R	1	Short	Sanchez	Samantha	Processor	No	1	125	134	93.3%	Yes
					Fernandez	Leticia E.	Manager	No	1	129	137	94.2%	Yes
			4	Short	Ayerza	Kathy	Special Education Tutor	No	2	113	199	56.8%	Yes
					Bowles	Nick	Teacher/Administrator	No	2	84	199	42.2%	No
	11/7/2006	American Union Elementary		Full	Mosekian	Brett	Farmer	No	6	339	1,318	25.7%	Yes
					Freitas	Angelica	Incumbent	Yes	6	306	1,318	23.2%	Yes
					Silveira-Huntress	Jennifer	Incumbent	Yes	6	279	1,318	21.2%	Yes
					Dias	Suzanne Hodoian	Food Service Manager	No	6	171	1,318	13.0%	No
					Dias	Suzanne	Housewife	No	6	123	1,318	9.3%	No
					Valdez	Esmeralda	Paraprofessional/Teacher's Aide	No	6	83	1,318	6.3%	No
		Caruthers Unified	1	Full	Divine	Dennis	Incumbent	Yes	5	631	2,186	28.9%	Yes
					Vera	Arnold	Correctional Officer	No	5	503	2,186	23.0%	Yes
					Wood	Rick	Carpenter Contractor	No	5	428	2,186	19.6%	No
					Sandhu	Nindy	Incumbent	Yes	5	382	2,186	17.5%	No
					Ferrer	Jose "Joey"	Business Owner	No	5	242	2,186	11.1%	No

¹⁰Multi-county school district. Results for Nevada, Placer and Sacramento counties are reported separately.¹¹Multi-county school district. Results for Nevada and Placer counties are reported separately.^RTo be elected if recall measure passes.

TABLE 2.1 VOTE TOTALS FOR SCHOOL DISTRICT BOARD CANDIDATES BY COUNTY AND ELECTION DATE, 2006

COUNTY	DATE	SCHOOL DISTRICT	DIS- TRICT/ SEAT	TERM OF OFFICE	CANDIDATE'S LAST NAME	CANDIDATE'S FIRST NAME	CANDIDATE'S BALLOT DESIGNATION	IN- CUM BENT	NUMBER OF CAN- DIDATES	VOTES FOR CAN- DIDATE	TOTAL VOTES CAST ¹	PER- CENT OF VOTE	ELECTED
FRESNO (continued)	11/7/2006	Central Unified	1	Full	Rusconi	Phil	Retired	Yes	2	4,994	9,480	52.7%	Yes
					Padilla	Carlos G.	Operator Engineer	No	2	4,448	9,480	46.9%	No
			2	Full	Geringer	Judith	Incumbent	Yes	2	5,114	9,520	53.7%	Yes
					Neufeld	Philip	Information Technology Director	No	2	4,378	9,520	46.0%	No
			4	Full	Wilson, Jr.	George	Law Enforcement	No	2	4,825	9,457	51.0%	Yes
					Hagans	Theresa	Incumbent	Yes	2	4,607	9,457	48.7%	No
			7	Full	Milla	Diana	Incumbent	Yes	2	5,610	9,578	58.6%	Yes
					Lee	Walt	Retired Maintenance/Operations	No	2	3,941	9,578	41.1%	No
		Coalinga/Huron Joint Unified ¹²	1	Full	Zavala	Maria I.	Hospital Police Officer	No	2	212	371	57.1%	Yes
					Chavez	Francisco J.	Incumbent	Yes	2	155	371	41.8%	No
			2	Full	Griffin	Paul A.	Physician	No	3	1,319	2,224	59.3%	Yes
					Witt	Deborah	Incumbent	Yes	3	513	2,224	23.1%	No
					Hosman	Steven H.	Maintenance Supervisor	No	3	381	2,224	17.1%	No
		Fresno County Office of Education ¹³	1	Full	Eubanks	Sidney "Keith"	Incumbent	Yes	2	10,635	20,674	51.4%	Yes
					Harris, Jr.	Floyd Douglas	Laborer	No	2	9,939	20,674	48.1%	No
		Fresno Unified	1	Full	Johnson	Cal	Retired/College Administrator	No	2	31,667	56,410	56.1%	Yes
					Medina	Luisa	Incumbent	Yes	2	24,614	56,410	43.6%	No
			3	Full	Davis	Valerie F.	Incumbent	Yes	2	36,311	56,224	64.6%	Yes
					Parker	Stafford	Retired/Redevelopment Director	No	2	19,759	56,224	35.1%	No
			4	Full	Vang	Tony	Incumbent	Yes	2	32,445	57,395	56.5%	Yes
					Hornback	Julie	Director Employment Services	No	2	24,814	57,395	43.2%	No
					Asadoorian	Michelle Arax	Parent/Teacher	No	4	24,229	57,919	41.8%	Yes
					Barr	Patricia R.	Incumbent	Yes	4	20,171	57,919	34.8%	No
					Lester	John H.	Assistant Vice-President	No	4	6,856	57,919	11.8%	No
					Barr	James R.	Teacher	No	4	6,551	57,919	11.3%	No
		Golden Plains Unified	2	Full	Chaffin	Kathy J.	Incumbent	Yes	3	252	604	41.7%	Yes
					Fernandez	Leticia E.	Self-Employed	No	3	212	604	35.1%	No
					Martinez	Bernadette Mutzie	Café Owner	No	3	131	604	21.7%	No
		Kerman Unified	1	Full	Pacheco	Brian M.	Incumbent	Yes	2	348	569	61.2%	Yes
					Van Winkle	Charles D.	Farmer	No	2	218	569	38.3%	No
			4	Full	Blair	Vicki A.	Farmer/Beekeeper	No	3	276	410	67.3%	Yes
					Dominguez-Scarr	Lourdes	Administrator	No	3	90	410	22.0%	No
					Sandoval	Espi	Educator	No	3	42	410	10.2%	No

¹²Multi-county school district. Results for Monterey and San Benito counties are reported separately.

¹³Multi-county school district. Results for Madera county are reported separately.

TABLE 2.1 VOTE TOTALS FOR SCHOOL DISTRICT BOARD CANDIDATES BY COUNTY AND ELECTION DATE, 2006

COUNTY	DATE	SCHOOL DISTRICT	DIS- TRICT/ SEAT	TERM OF OFFICE	CANDIDATE'S LAST NAME	CANDIDATE'S FIRST NAME	CANDIDATE'S BALLOT DESIGNATION	IN- CUM BENT	NUMBER OF CAN- DIDATES	VOTES FOR CAN- DIDATE	TOTAL VOTES CAST ¹	PER- CENT OF VOTE	ELECTED
FRESNO (continued)	11/7/2006	Kingsburg Elementary Charter ¹⁴		Full	Ezaki	Edward F.	Pastor	Yes	4	2,224	7,383	30.1%	Yes
					Lungren	Larry	Real Estate Broker	Yes	4	2,133	7,383	28.9%	Yes
					Warren, Jr.	Frank	Incumbent	Yes	4	2,086	7,383	28.3%	Yes
					Hunt	Seth	Student	No	4	910	7,383	12.3%	No
		Kingsburg Joint Union High ¹⁵		Full	Swanson	William O. "Bill"	Incumbent	Yes	4	2,238	7,359	30.4%	Yes
					Lunde	Brent R.	General Contractor	No	4	1,811	7,359	24.6%	Yes
					Boyd	Orlan	Incumbent	Yes	4	1,680	7,359	22.8%	Yes
					Schulz	Leo D	Incumbent	Yes	4	1,592	7,359	21.6%	No
		Laton Joint Unified ¹⁶		Full	Gravance	Lathele	Business Owner	No	5	289	1,008	28.7%	Yes
					Adams	Rick	Farmer	No	5	255	1,008	25.3%	Yes
					Mello	Delbert E.	Incumbent	Yes	5	189	1,008	18.8%	No
					Vargas	Daniel	Incumbent	Yes	5	162	1,008	16.1%	No
					Velasco	Consuelo	Retired Teacher	No	5	111	1,008	11.0%	No
		Mendota Unified		Full	Valdez	Sergio	Firefighter	Yes	6	339	1,756	19.3%	Yes
					Varela	Raul S.	City Employee	No	6	334	1,756	19.0%	Yes
					Ramirez	Rosemary	Administrative Secretary	Yes	6	311	1,756	17.7%	Yes
					Sanchez	Diana Toscano	Business Owner	No	6	294	1,756	16.7%	No
					Lua, Jr.	Gapo	Self Employed/Businessman	No	6	247	1,756	14.1%	No
					Nolan	Edith G.	Retired Teacher	No	6	221	1,756	12.6%	No
		Orange Center Elementary		Full	Cerrillo	Panfilo H.	Incumbent	Yes	5	86	345	24.9%	Yes
					Gonzalez	Michael	Incumbent	Yes	5	75	345	21.7%	Yes
					Rodriguez	Antonio	Attorney	No	5	70	345	20.3%	Yes
					Palmer	Helen R.	Retired	No	5	58	345	16.8%	No
					Thomas	Veronica M.	Appointed Incumbent	Yes	5	51	345	14.8%	No
				Short	Macedo	Elizabeth	Preschool Teacher	No	2	126	182	69.2%	Yes
					Sanders	Mel	Executive Director	No	2	55	182	30.2%	No
		Parlier Unified		Full	Tamez, Jr.	Benjamin	Minister	No	6	595	2,779	21.4%	Yes
					Villanueva	Mary H.	Housewife	No	6	533	2,779	19.2%	Yes
					Pimentel	Trinidad	Job Developer	No	6	532	2,779	19.1%	Yes
					Gutierrez	Bertha	Incumbent	Yes	6	451	2,779	16.2%	No
					Montalvo	Yolanda	Incumbent	Yes	6	402	2,779	14.5%	No
					Velasco	Richard "Rick"	Retired	No	6	254	2,779	9.1%	No

¹⁴Multi-county school district. Results for Kings and Tulare counties are reported separately.¹⁵Multi-county school district. Results for Kings and Tulare counties are reported separately.¹⁶Multi-county school district. Results for Kings county are reported separately.

TABLE 2.1 VOTE TOTALS FOR SCHOOL DISTRICT BOARD CANDIDATES BY COUNTY AND ELECTION DATE, 2006

COUNTY	DATE	SCHOOL DISTRICT	DIS- TRICT/ SEAT	TERM OF OFFICE	CANDIDATE'S LAST NAME	CANDIDATE'S FIRST NAME	CANDIDATE'S BALLOT DESIGNATION	IN- CUM BENT	NUMBER OF CAN- DIDATES	VOTES FOR CAN- DIDATE	TOTAL VOTES CAST ¹	PER- CENT OF VOTE	ELECTED
FRESNO (continued)	11/7/2006	Raisin City Elementary		Full	Schwabenland	Nancy	Incumbent	Yes	5	145	536	27.1%	Yes
					Martin	Kathy M.	Incumbent	Yes	5	128	536	23.9%	Yes
					Monreal	Tony G.	Retired	No	5	108	536	20.1%	Yes
					Urias	Vangie	Incumbent	Yes	5	90	536	16.8%	No
					Meza	Jose Alfredo	Building Contractor	No	5	62	536	11.6%	No
				Short	Morfin	Rafael	Farmer	No	2	131	201	65.2%	Yes
		Riverdale Joint Unified ¹⁷	2	Full	Polanco	Christina	Homemaker	No	2	69	201	34.3%	No
					Cox	Charlie	Incumbent	Yes	2	81	151	53.6%	Yes
		Selma Unified		Full	Pimentel	Michael	Business Owner	No	2	70	151	46.4%	No
					Hoyt	John	Incumbent	Yes	5	2,227	9,580	23.2%	Yes
					Cruff	Larry S.	Farmer	No	5	2,216	9,580	23.1%	Yes
					Smith	Johnny L.	Incumbent	Yes	5	2,072	9,580	21.6%	Yes
					Vasquez	Jennie	School Aide	No	5	1,807	9,580	18.9%	No
		Sierra Unified		Full	Kessler	Doug	Employee Representative	No	5	1,219	9,580	12.7%	No
					Olson	Philip K. "Bud"	Retired Teacher	No	8	2,552	9,618	26.5%	Yes
					Neal	Stanley "Stan"	Incumbent	Yes	8	2,005	9,618	20.8%	Yes
					Lee	Rosemary Gong	Incumbent	Yes	8	1,224	9,618	12.7%	Yes
					Maxwell	John Dean	Retired Business Manager	No	8	1,169	9,618	12.2%	No
					Palmer	Michael	Civil Engineer	No	8	981	9,618	10.2%	No
					Schroer	Jason	Pharmacist Intern	No	8	668	9,618	6.9%	No
					Coleman	Travis A.	Health Coordinator	No	8	528	9,618	5.5%	No
					Benson	August John	Business Owner	No	8	476	9,618	4.9%	No
		State Center Community College ¹⁸	4	Full	Thonesen	Leslie W.	Incumbent	Yes	2	86,690	132,488	65.4%	Yes
					Velasco	Rosaline	Businesswoman	No	2	45,373	132,488	34.2%	No
			5	Full	Smith	Dorthy "Dottie"	Incumbent	Yes	2	84,417	131,237	64.3%	Yes
					Schreffler	Rick	Navy CWO/Instructor	No	2	46,449	131,237	35.4%	No
		Tulare County Office of Education ¹⁹	1	Full	Stouffer	Ruth Gapen	Incumbent	Yes	2	100	165	60.6%	Yes
					Castillo	Ronnie	Adult School Director	No	2	64	165	38.8%	No
		West Fresno Elementary		Full	Carter	Darrell	Counselor	Yes	3	205	495	41.4%	Yes
					Grant	Alice	Retired	No	3	147	495	29.7%	Yes
					Rice	Lawrence	Substance Abuse Counselor	Yes	3	136	495	27.5%	No

¹⁷Multi-county school district. Results for Kings county are reported separately.

¹⁸Multi-county school district. Results for Madera and Tulare counties reported separately.

¹⁹Multi-county school district. Results for Tulare county are reported separately.

TABLE 2.1 VOTE TOTALS FOR SCHOOL DISTRICT BOARD CANDIDATES BY COUNTY AND ELECTION DATE, 2006

COUNTY	DATE	SCHOOL DISTRICT	DIS- TRICT/ SEAT	TERM OF OFFICE	CANDIDATE'S LAST NAME	CANDIDATE'S FIRST NAME	CANDIDATE'S BALLOT DESIGNATION	IN- CUM BENT	NUMBER OF CAN- DIDATES	VOTES FOR CAN- DIDATE	TOTAL VOTES CAST¹	PER- CENT OF VOTE	ELECTED		
GLENN	11/7/2006	Hamilton Union Elementary		Full	Flores	Francisco	Principal/Teacher	No	6	259	1,114	23.2%	Yes		
					Knecht	Hilda Estela	Clerk	No	6	238	1,114	21.4%	Yes		
					Odom	Sarah	School Board Member	Yes	6	194	1,114	17.4%	Yes		
					Urrutia	Michelle	Teacher	No	6	169	1,114	15.2%	No		
					Rosas	Joann	School Board Member	Yes	6	127	1,114	11.4%	No		
					Paul	Daniel	School Board Member	Yes	6	127	1,114	11.4%	No		
		Stony Creek Joint Unified ²⁰	Full	Burrows	Germaine	Incumbent	Yes	2	142	207	68.6%	Yes			
				Haylor	Adrienne C.	School Clerk/Registrar	No	2	65	207	31.4%	No			
HUMBOLDT	No School District Contests														
IMPERIAL	11/7/2006	Calexico Unified		Full	Pacheco, Jr.	Salvador T.	Incumbent	Yes	7	2,059	9,925	20.7%	Yes		
					Castillo	Michael	Educational Administrator	No	7	1,757	9,925	17.7%	Yes		
					Cordero, Jr.	Richard J.	Educational Administrator	No	7	1,708	9,925	17.2%	Yes		
					Romo	Gloria G.	School Volunteer/Parent	No	7	1,634	9,925	16.5%	No		
					Huerta	Rita C.	Incumbent	Yes	7	1,430	9,925	14.4%	No		
					Cardenas, Jr.	Francisco J.	Calexico Housing Commissioner	No	7	683	9,925	6.9%	No		
					Asiad	Mohamed	Educator/Businessman	No	7	616	9,925	6.2%	No		
		Coachella Valley Unified ²¹	1	Full	Maldonado	Gloria Gomez	Incumbent	Yes	4	200	662	30.2%	Yes		
					Funtas	Gary	Businessman	No	4	167	662	25.2%	No		
					Martinez	Manuel Jarvis	Teacher	No	4	167	662	25.2%	No		
					Duarte	Juanita	N/A	No	4	119	662	18.0%	No		
			2	Full	Romero	Elizabeth	Educator	No	3	200	461	43.4%	Yes		
					Wells	Michael L.	Retired Businessman	No	3	198	461	43.0%	No		
					Velarde	Joe A.	N/A	No	3	60	461	13.0%	No		
		Desert Community College ²²	1	Full	Holton	John "Jack"	Information Technology Executive	No	3	187	457	40.9%	Yes		
					Broughton	Rebecca "Becky"	Businesswoman	No	3	179	457	39.2%	No		
					Villanueva	Paul S.	Retired Government Employee	No	3	90	457	19.7%	No		
			4	Full	Marman	John	Educator/Athletic Director	No	2	305	450	67.8%	Yes		
					Gregory	Kenneth C.	Attorney	No	2	143	450	31.8%	No		
		INYO	11/7/2006	Bishop Union Elementary		Full	Zack	Kathy	Appointed Incumbent	Yes	4	2,613	6,039	43.3%	Yes
							Richman	Eric I.	Parent/Optometrist	No	4	1,976	6,039	32.7%	Yes
							Jellison	Robert S.	Research Biologist	No	4	787	6,039	13.0%	No
							Phillips	Tony	Scientist	No	4	652	6,039	10.8%	No

²⁰Multi-county school district. Results for Colusa county are reported separately.²¹Multi-county school district. Results for Riverside county are reported separately.²²Multi-county school district. Results for Riverside county are reported separately.

TABLE 2.1 VOTE TOTALS FOR SCHOOL DISTRICT BOARD CANDIDATES BY COUNTY AND ELECTION DATE, 2006

COUNTY	DATE	SCHOOL DISTRICT	DIS- TRICT/ SEAT	TERM OF OFFICE	CANDIDATE'S LAST NAME	CANDIDATE'S FIRST NAME	CANDIDATE'S BALLOT DESIGNATION	IN- CUM BENT	NUMBER OF CAN- DIDATES	VOTES FOR CAN- DIDATE	TOTAL VOTES CAST ¹	PER- CENT OF VOTE	ELECTED
INYO	11/7/2006	Bishop Union Elementary		Short	Arnold	Linda	Retired Teacher/School Counselor	No	2	2,409	3,629	66.4%	Yes
					Little	Cynthia J.	No Ballot Designation	No	2	1,211	3,629	33.4%	No
		Lone Pine Unified		Full	Dell	William A.	No Ballot Designation	No	6	471	2,169	21.7%	Yes
					Donnelly	Gary	Incumbent	Yes	6	453	2,169	20.9%	Yes
					Daugherty	Pamela Bills	Incumbent	Yes	6	387	2,169	17.8%	Yes
					Patterson-Hall	Kathleen M.	Restaurant Owner	No	6	329	2,169	15.2%	No
					Smith	Mischelle	Librarian	No	6	298	2,169	13.7%	No
					Hykes	Michelle	Credit Union Manager	No	6	222	2,169	10.2%	No
KERN	6/6/2006	Vineland Elementary		Short	Ramirez	Viviana	Postal Clerk/Teacher	No	5	84	209	40.2%	Yes
					Stenderup	Andy	Farmer	No	5	81	209	38.8%	No
					Barajas	Irma	Homemaker	No	5	20	209	9.6%	No
					Villarreal	Pedro H.	Automotive Technician	No	5	17	209	8.1%	No
					Meinke	Wade	Businessman	No	5	7	209	3.3%	No
	11/7/2006	Bakersfield City Elementary		Full	De Walt	Karen	Incumbent	Yes	6	11,526	44,723	25.8%	Yes
					Tate	Jerry C.	Incumbent	Yes	6	9,838	44,723	22.0%	Yes
					Herrera	Edward J.	Insurance Owner/Principal	No	6	8,466	44,723	18.9%	No
					McDougle	Bill	Retired Educator/Administrator	No	6	8,374	44,723	18.7%	No
					Crawford, Sr.	Wesley	Retired Oilfield Worker	No	6	3,755	44,723	8.4%	No
					Robinson	Percy A.	Food Service Manager	No	6	2,764	44,723	6.2%	No
		Delano Joint Union High ²³		Full	Flores	Jean	Incumbent	Yes	7	1,837	9,938	18.5%	Yes
					Reyna	Lionel	Teacher	No	7	1,711	9,938	17.2%	Yes
					McCorkle	Vern	Incumbent	Yes	7	1,642	9,938	16.5%	Yes
					Armendariz	Art B.	Correctional Counselor	No	7	1,564	9,938	15.7%	No
					Perigo	Anna-Marie C.	Elementary School Clerk	No	7	1,430	9,938	14.4%	No
					Lomas	Bob	Retired	No	7	973	9,938	9.8%	No
		Delano Union Elementary		Full	Campos	Blanca	Accountant	No	7	781	9,938	7.9%	No
					Rabanal	Hubert W.	Incumbent	Yes	4	2,298	8,562	26.8%	Yes
					Cardenas	Ramon	Teacher	Yes	4	2,167	8,562	25.3%	Yes
					Acosta	Vincent R.	Food Supervisor	No	4	2,063	8,562	24.1%	Yes
					Gonzales	Lucio "Chio"	Incumbent	Yes	4	2,034	8,562	23.8%	No
		Edison Elementary		Full	Day	Matt	High School Teacher	No	5	449	1,513	29.7%	Yes
					Strobel	Lisa	Substitute Teacher	No	5	329	1,513	21.7%	Yes
					Harner	Kirstine	Bookkeeper	No	5	303	1,513	20.0%	Yes
					Jagels	Keith	Appointed Incumbent	No	5	269	1,513	17.8%	No
					Timmermans	Anne	Vault Teller	No	5	163	1,513	10.8%	No

²³Multi-county school district. Results for Tulare county are reported separately.

TABLE 2.1 VOTE TOTALS FOR SCHOOL DISTRICT BOARD CANDIDATES BY COUNTY AND ELECTION DATE, 2006

COUNTY	DATE	SCHOOL DISTRICT	DIS- TRICT/ SEAT	TERM OF OFFICE	CANDIDATE'S LAST NAME	CANDIDATE'S FIRST NAME	CANDIDATE'S BALLOT DESIGNATION	IN- CUM BENT	NUMBER OF CAN- DIDATES	VOTES FOR CAN- DIDATE	TOTAL VOTES CAST ¹	PER- CENT OF VOTE	ELECTED
KERN (continued)	11/7/2006	El Tejon Unified ²⁴		Full	Anderson	Anita	Teacher	No	7	959	3,677	26.1%	Yes
					Wallace	Cathy	Retired Business Administrator	No	7	741	3,677	20.2%	Yes
					Stowell	Craig	Insurance Agent/Businessman	No	7	703	3,677	19.1%	No
					Forristal	Denise	Teacher	No	7	503	3,677	13.7%	No
					Hintlian	Matthew	Entrepreneur	No	7	287	3,677	7.8%	No
					Aldrich	Jeanny Marie	Chef	No	7	256	3,677	7.0%	No
					Sokolowski	Gary M.	Actor/Teacher	No	7	228	3,677	6.2%	No
				Short	Hurst	Kenneth	Scientist/Engineer	No	4	791	2,069	38.2%	Yes
					Newman	Steve	School Board Trustee	No	4	552	2,069	26.7%	No
					Palmer	Tim	Risk Manager	No	4	392	2,069	18.9%	No
					Decker	David A.	Business Owner/Supervisor	No	4	334	2,069	16.1%	No
		Elk Hills Elementary		Full	Stephens	James C.	Generator Technician	No	2	50	90	55.6%	Yes
					Yates	Joan L.	Homemaker	No	2	40	90	44.4%	No
		Elk Hills Elementary ^R	1	Short	Howard	Debra	Business Owner	Yes	2	51	96	53.1%	Yes
					Sommer	Jennifer	Restaurant Manager	No	2	45	96	46.9%	No
		Fruitvale Elementary		Full	Stout	Tina K.	Incumbent	Yes	4	3,263	10,595	30.8%	Yes
					Traynor	Richard M.	Incumbent	Yes	4	3,213	10,595	30.3%	Yes
					Burton	Kevin	Businessman	Yes	4	3,056	10,595	28.8%	Yes
					Danley	A. Dwight	Retired Realtor	No	4	1,063	10,595	10.0%	No
		Kern Community College ²⁵	1	Full	Larwood	Pauline	Incumbent	Yes	3	25,283	60,584	41.7%	Yes
					Rodgers	John A.	Incumbent	Yes	3	19,977	60,584	33.0%	Yes
					Dreisen	Jeff	Law Enforcement	No	3	15,324	60,584	25.3%	No
		Kern Union High		Full	Mettler	Ken	Businessman/School Trustee	No	9	41,171	245,963	16.7%	Yes
					Batey	Bryan	Businessman	No	9	39,419	245,963	16.0%	Yes
					Heinrichs	Joel	Chief Executive Officer	No	9	33,681	245,963	13.7%	Yes
					Parks	Jim	Basketball Coach/Counselor	No	9	31,357	245,963	12.7%	No
					Hutson	Mark	Teacher	No	9	30,875	245,963	12.6%	No
					Thomas, Sr.	Sam	Incumbent	Yes	9	24,336	245,963	9.9%	No
					Steenbergen	Aaron	Retired Educator	No	9	17,871	245,963	7.3%	No
					Press	Paul	Teacher/Businessman	No	9	14,641	245,963	6.0%	No
					Daillak	Michael J.	Certified Public Accountant	No	9	12,612	245,963	5.1%	No

²⁴Multi-county school district. Results for Ventura county are reported separately.^RTo be elected if recall measure passes.²⁵Multi-county school district. Results for Tulare county are reported separately.

TABLE 2.1 VOTE TOTALS FOR SCHOOL DISTRICT BOARD CANDIDATES BY COUNTY AND ELECTION DATE, 2006

COUNTY	DATE	SCHOOL DISTRICT	DIS- TRICT/ SEAT	TERM OF OFFICE	CANDIDATE'S LAST NAME	CANDIDATE'S FIRST NAME	CANDIDATE'S BALLOT DESIGNATION	IN- CUM BENT	NUMBER OF CAN- DIDATES	VOTES FOR CAN- DIDATE	TOTAL VOTES CAST ¹	PER- CENT OF VOTE	ELECTED
KERN (continued)	11/7/2006	Kernville Union Elementary		Full	Sweeney	Myrna C.	Retired Teacher	No	5	2,437	9,536	25.6%	Yes
					Wingender	Claranne "Cassie"	Retired Teacher	No	5	2,120	9,536	22.2%	Yes
					Hughes	Michael D.	Incumbent	Yes	5	1,889	9,536	19.8%	Yes
					Russ	Wendy	Incumbent	Yes	5	1,721	9,536	18.0%	No
					Mullen	Nova Joyce	Retired School Employee	No	5	1,369	9,536	14.4%	No
		Lakeside Union Elementary ²⁶		Full	James	Weldon	Incumbent	Yes	4	971	3,432	28.3%	Yes
					Buoni, III	Mario	Farmer	No	4	905	3,432	26.4%	Yes
					Robertson, Jr.	Russell	Incumbent	Yes	4	859	3,432	25.0%	Yes
					Williams	Mike	Owner/Backhoe Service	No	4	697	3,432	20.3%	No
		Lamont Elementary		Full	Manriquez	David F.	Campus Supervisor	No	5	589	2,336	25.2%	Yes
					Chang	Herbert K. F.	Retired Pipefitter	No	5	512	2,336	21.9%	Yes
					Atondo	Jesse	Incumbent	Yes	5	492	2,336	21.1%	Yes
					Pennington	Rebecca	Incumbent	Yes	5	426	2,336	18.2%	No
					Nino	Martina S.	Health Insurance Agent	No	5	317	2,336	13.6%	No
		Maricopa Unified		Full	Owens	Linda Mae	Retired Bookkeeper	No	7	169	1,015	16.7%	Yes
					Destrampe	Ted L.	Self Employed	No	7	161	1,015	15.9%	Yes
					Stubblefield	Alberta	Incumbent	Yes	7	147	1,015	14.5%	Yes
					Ashcraft	Rebecca L.	Incumbent	Yes	7	141	1,015	13.9%	No
					Shafer	Jack K.	Maintenance Supervisor	No	7	138	1,015	13.6%	No
					Teel, Sr.	Robert	Oilfield Worker	No	7	136	1,015	13.4%	No
					Bullard	Gail Y.	Incumbent	Yes	7	123	1,015	12.1%	No
		McFarland Unified		Full	Ortega, Jr.	Marin	Correctional Officer	No	8	510	1,965	26.0%	Yes
					Arguello	David	Correctional Officer	No	8	496	1,965	25.2%	Yes
					Chandler	Donald D.	Incumbent	Yes	8	265	1,965	13.5%	No
					Munoz	Arturo	Incumbent	Yes	8	223	1,965	11.3%	No
					Isaacs	Marlin	Retired Administrator	No	8	211	1,965	10.7%	No
					Rodriguez	Rose Mary	Community Manager	No	8	100	1,965	5.1%	No
					Soto-Escalante	Linda	Retired	No	8	92	1,965	4.7%	No
					Turrubiates	Luis A.	No Ballot Designation	No	8	68	1,965	3.5%	No
		McKittrick Elementary		Full	Twisselman, II	Carl F.	Incumbent	Yes	3	48	112	42.9%	Yes
					Cooper	David	Incumbent	Yes	3	37	112	33.0%	Yes
					Parris	Valerie	Bookkeeper	No	3	27	112	24.1%	No

²⁶Multi-county school district. Results for San Diego county are reported separately.

TABLE 2.1 VOTE TOTALS FOR SCHOOL DISTRICT BOARD CANDIDATES BY COUNTY AND ELECTION DATE, 2006

COUNTY	DATE	SCHOOL DISTRICT	DIS- TRICT/ SEAT	TERM OF OFFICE	CANDIDATE'S LAST NAME	CANDIDATE'S FIRST NAME	CANDIDATE'S BALLOT DESIGNATION	IN- CUM BENT	NUMBER OF CAN- DIDATES	VOTES FOR CAN- DIDATE	TOTAL VOTES CAST ¹	PER- CENT OF VOTE	ELECTED
KERN (continued)	11/7/2006	Midway Elementary		Full	Morris	Gary	Facilities Manager	No	5	75	277	27.1%	Yes
					Rowden	Dean	Business Owner	No	5	69	277	24.9%	Yes
					Simmons	Teena	Incumbent	Yes	5	59	277	21.3%	No
					Parker	Amy U.	Incumbent	Yes	5	48	277	17.3%	No
					Birdsong	Theresa	Homemaker	No	5	26	277	9.4%	No
		Mojave Unified		Full	Hooper	Jim	Teacher/Farmer	Yes	4	2,048	6,567	31.2%	Yes
					Sprague	Shawn	Incumbent	Yes	4	1,752	6,567	26.7%	Yes
					Hodgkinson	George "Ted"	Research Technician	No	4	1,643	6,567	25.0%	Yes
					Torrey	Glen	Chief Engineer Hotels	No	4	1,124	6,567	17.1%	No
		Muroc Joint Unified ²⁷	2C	Short	Hall	Monica	Secretary	No	3	321	905	35.5%	Yes
					Higgins	Jason T.	Training Development Manager	No	3	296	905	32.7%	No
					Tucker	Michelle Z.	Adjunct Professor	No	3	288	905	31.8%	No
		Norris Elementary		Full	Genter	John	Incumbent	Yes	4	4,434	14,121	31.4%	Yes
					Stone	Jeffrey	Incumbent	Yes	4	3,900	14,121	27.6%	Yes
					Beechinor	Bob	Incumbent	Yes	4	3,854	14,121	27.3%	Yes
					Turner	Jack F.	Oilfield Sales Manager	No	4	1,933	14,121	13.7%	No
		Richland-Lerdo Union Elementary		Full	Mann	Steven A.	Incumbent	Yes	4	995	3,432	29.0%	Yes
					Morris	Chad Deanna	Higher Education Administrator	No	4	883	3,432	25.7%	Yes
					Root	Rodriguez	Incumbent	Yes	4	777	3,432	22.6%	No
					Alvarado	Gilbert	Water Systems Operator	No	4	777	3,432	22.6%	No
		Rosedale Union Elementary		Full	Froehlich	Trish	Teacher/Parent	No	9	5,871	25,386	23.1%	Yes
					Geissel	Blaine	Businessman/Educator	No	9	4,757	25,386	18.7%	Yes
					Mettler	Barbara	Accountant/Parent	No	9	4,114	25,386	16.2%	Yes
					Lomas	Tony	Certified Public Accountant	No	9	2,546	25,386	10.0%	No
					Saldivar	Joe	College Professor	No	9	2,095	25,386	8.3%	No
					Ross	Mike	Accountant	No	9	2,001	25,386	7.9%	No
					Sanders	Steve	Division Administrator	No	9	1,644	25,386	6.5%	No
					Feher	Thomas	Attorney	No	9	1,303	25,386	5.1%	No
					Clifton	Kenn	Electrical Supervisor	No	9	1,055	25,386	4.2%	No
		Sierra Sands Unified ²⁸	2	Full	Rockwell	Kurt D.	Project Manager	No	4	6,310	22,686	27.8%	Yes
					Pearl	Tom	Incumbent	Yes	4	5,833	22,686	25.7%	Yes
					Covert	Amy	Incumbent	Yes	4	5,607	22,686	24.7%	Yes
					Farris	Bill	Incumbent	Yes	4	4,936	22,686	21.8%	No

²⁷Multi-county school district. Results for San Bernardino county are reported separately.²⁸Multi-county school district. Results for San Bernardino county are reported separately.

TABLE 2.1 VOTE TOTALS FOR SCHOOL DISTRICT BOARD CANDIDATES BY COUNTY AND ELECTION DATE, 2006

COUNTY	DATE	SCHOOL DISTRICT	DIS- TRICT/ SEAT	TERM OF OFFICE	CANDIDATE'S LAST NAME	CANDIDATE'S FIRST NAME	CANDIDATE'S BALLOT DESIGNATION	IN- CUM BENT	NUMBER OF CAN- DIDATES	VOTES FOR CAN- DIDATE	TOTAL VOTES CAST ¹	PER- CENT OF VOTE	ELECTED
KERN (continued)	11/7/2006	Taft City Elementary		Full	McCormick	Michael A.	Incumbent	Yes	4	1,820	5,763	31.6%	Yes
					Clark	Les	Executive Vice President	No	4	1,613	5,763	28.0%	Yes
					Crane	Theresa R.	No Ballot Designation	No	4	1,216	5,763	21.1%	No
					Miller	Ginny	Incumbent	Yes	4	1,114	5,763	19.3%	No
		Taft Union High		Full	Twisselman, III	Carl "Rick"	Incumbent	Yes	8	2,064	9,121	22.6%	Yes
					Barrett	Stan	Incumbent	Yes	8	1,569	9,121	17.2%	Yes
					Gregory	Jeremy	Appointed Incumbent	No	8	1,259	9,121	13.8%	Yes
					Harmer	George	Safety Supervisor	No	8	1,131	9,121	12.4%	No
					Burt	Paul E.	Electrical Contractor	No	8	987	9,121	10.8%	No
					Finney	Patricia	Instructional Clerk	No	8	919	9,121	10.1%	No
					Dickey	Gary R.	Mechanic	No	8	696	9,121	7.6%	No
					Norman	Nathanael C.	Teacher	No	8	496	9,121	5.4%	No
		Tehachapi Unified	1B	Full	Hart	Holly	Consultant	No	2	5,077	8,173	62.1%	Yes
					Ward	Curtis L.	Incumbent	Yes	2	3,096	8,173	37.9%	No
			2C	Full	Snyder	Patty	Retired Educator	No	2	5,639	8,346	67.6%	Yes
					Rubino	Tony	Incumbent	Yes	2	2,707	8,346	32.4%	No
			3E	Full	Graham	Mary	General Contractor	No	2	4,993	8,166	61.1%	Yes
					Gardner	Gerald	Incumbent	Yes	2	3,173	8,166	38.9%	No
			4G	Full	Warner	Gary	Electrician	No	2	5,076	8,332	60.9%	Yes
					Villarino	David M.	Incumbent	Yes	2	3,256	8,332	39.1%	No
		Vineland Elementary	Full		Ramirez	Viviana M.	Incumbent	Yes	5	156	586	26.6%	Yes
					Hallum	Stephen	Incumbent	Yes	5	133	586	22.7%	Yes
					Stenderup	Andy	Farmer	No	5	129	586	22.0%	Yes
					Doctolero	John	Refrigeration/Appliance Repairman	No	5	87	586	14.8%	No
					Villarreal	Pedro H.	Automotive Technician	No	5	81	586	13.8%	No
			Short		Delgadillo	Marco A.	Appointed Incumbent	No	3	124	277	44.8%	Yes
					Dhaliwal	Jeanette	Homemaker	No	3	96	277	34.7%	No
					Velasquez	Annita V.	Homemaker	No	3	57	277	20.6%	No
		Wasco Union Elementary		Full	Voth	Darrell	Attorney at Law	Yes	6	1,275	4,924	25.9%	Yes
					Stowe	Alice	Incumbent	Yes	6	824	4,924	16.7%	Yes
					Rueda	Danny Michael	Retired Bus Driver	No	6	819	4,924	16.6%	Yes
					Grant	Edward S.	Retired Educator	No	6	798	4,924	16.2%	No
					Hussey	Paul S.	Incumbent	Yes	6	770	4,924	15.6%	No
					Bergstrasser	Mark D.	Computer Analyst	No	6	438	4,924	8.9%	No

TABLE 2.1 VOTE TOTALS FOR SCHOOL DISTRICT BOARD CANDIDATES BY COUNTY AND ELECTION DATE, 2006

COUNTY	DATE	SCHOOL DISTRICT	DIS- TRICT/ SEAT	TERM OF OFFICE	CANDIDATE'S LAST NAME	CANDIDATE'S FIRST NAME	CANDIDATE'S BALLOT DESIGNATION	IN- CUM BENT	NUMBER OF CAN- DIDATES	VOTES FOR CAN- DIDATE	TOTAL VOTES CAST ¹	PER- CENT OF VOTE	ELECTED
KERN (continued)	11/7/2006	Wasco Union High		Full	Wallace	Wayne E.	Retired Teacher	No	5	1,227	5,437	22.6%	Yes
					Holtermann	Tim	Incumbent	Yes	5	1,213	5,437	22.3%	Yes
					Acebedo	Jesse	Retired Deputy Sheriff	No	5	1,146	5,437	21.1%	Yes
					Sanchez	Ernie	Incumbent	Yes	5	1,051	5,437	19.3%	No
					Sanchez	Rick	Electronic Technician	No	5	800	5,437	14.7%	No
KINGS	11/7/2006	Central Union Elementary		Full	Espinoza	Laura V.	Appointed Incumbent	No	2	324	599	54.1%	Yes
					Jerrold-Kinder	Kristene	Home Maker	No	2	275	599	45.9%	No
		College of the Sequoias ²⁹	5	Full	Zumwalt	John A.	Incumbent	Yes	2	7,365	12,782	57.6%	Yes
					Mattos	Robin	Consultant	No	2	5,417	12,782	42.4%	No
		Corcoran Joint Unified		Full	Lerma	Raul M.	Incumbent	Yes	2	236	301	78.4%	Yes
					Hayes	Ryan I.	Business Owner	No	2	65	301	21.6%	No
		Hanford Elementary		Full	Hernandez	Lupe C.	Incumbent	Yes	2	442	709	62.3%	Yes
					Vasquez	Jaime	Business Owner	No	2	267	709	37.7%	No
		Hanford Joint Union High		Full	Todd	Danny	Incumbent	Yes	2	2,292	3,595	63.8%	Yes
					Kairis	Mark A.	Law Enforcement Sup.	No	2	1,303	3,595	36.2%	No
		Island Union Elementary		Full	Anderson	David C.	Incumbent	Yes	4	326	977	33.4%	Yes
					Dafonte	Manuel F.	Incumbent	Yes	4	291	977	29.8%	Yes
					McCann, Jr.	James	Business Owner	No	4	261	977	26.7%	Yes
					Walker	Dan	Engineering Technician	No	4	99	977	10.1%	No
		Kings River-Hardwick Union Elementary		Full	Stanfield	Vicki J.	Incumbent	Yes	3	419	1,059	39.6%	Yes
					Gillum	Paul	Businessman	No	3	334	1,059	31.5%	Yes
					Pohle	Mark	Incumbent	Yes	3	306	1,059	28.9%	No
		Kingsburg Elementary Charter ³⁰		Full	Ezaki	Edward	Incumbent	Yes	4	137	463	29.6%	Yes
					Lungren	Larry	Real Estate Broker	No	4	130	463	28.1%	Yes
					Warren, Jr.	Frank	Incumbent	Yes	4	124	463	26.8%	Yes
					Hunt	Seth	Student	No	4	72	463	15.6%	No
		Kingsburg Joint Union High ³¹		Full	Swanson	William O.	Incumbent	Yes	4	117	440	26.6%	Yes
					Lunde	Brent	General Contractor	No	4	113	440	25.7%	Yes
					Boyd	Orlan	Incumbent	Yes	4	108	440	24.5%	Yes
					Schulz	Leo D.	Incumbent	Yes	4	102	440	23.2%	No

²⁹Multi-county school district. Results for Tulare county are reported separately.³⁰Multi-county school district. Results for Fresno and Tulare counties are reported separately.³¹Multi-county school district. Results for Fresno and Tulare counties are reported separately.

TABLE 2.1 VOTE TOTALS FOR SCHOOL DISTRICT BOARD CANDIDATES BY COUNTY AND ELECTION DATE, 2006

COUNTY	DATE	SCHOOL DISTRICT	DIS- TRICT/ SEAT	TERM OF OFFICE	CANDIDATE'S LAST NAME	CANDIDATE'S FIRST NAME	CANDIDATE'S BALLOT DESIGNATION	IN- CUM BENT	NUMBER OF CAN- DIDATES	VOTES FOR CAN- DIDATE	TOTAL VOTES CAST ¹	PER- CENT OF VOTE	ELECTED
KINGS (continued)	11/7/2006	Laton Joint Unified ³²		Full	Gravance	Lathele	Business Owner	No	5	30	114	26.3%	Yes
					Mello	Delbert	Incumbent	Yes	5	29	114	25.4%	Yes
					Adams	Rick	Farmer	No	5	26	114	22.8%	No
					Vargas	Daniel	Incumbent	Yes	5	17	114	14.9%	No
					Velasco	Consuelo	Retired Teacher	No	5	12	114	10.5%	No
		Lemoore Union Elementary		Full	Wahl	Tim	Educator	No	4	2,762	9,349	29.5%	Yes
					Homan	Jeanette	Incumbent	Yes	4	2,518	9,349	26.9%	Yes
					Inglis	James M.	Incumbent	Yes	4	2,492	9,349	26.7%	Yes
					Martinez	Leslie S.	Home Maker	No	4	1,577	9,349	16.9%	No
		Reef-Sunset Unified		Full	Barrera, Jr.	Jose G.	Incumbent	Yes	3	387	1,065	36.3%	Yes
					Monohon	Gail L.	Retired Teacher	No	3	371	1,065	34.8%	Yes
					Bunch	Larry	Incumbent	Yes	3	307	1,065	28.8%	No
		Riverdale Joint Unified ³³		Full	Cox	Charles	Incumbent	Yes	2	17	23	73.9%	Yes
					Pimentel	Michael	Business Owner	No	2	6	23	26.1%	No
		Tulare Joint Union High ³⁴		Full	Hamilton	Craig	Incumbent	Yes	4	6	14	42.9%	Yes
					Holguin	Adrian	Incumbent	Yes	4	5	14	35.7%	Yes
					Lessley	Steven	Incumbent	Yes	4	3	14	21.4%	Yes
					Strawn	Elva Jean	Community Health Tech	No	4	0	14	0.0%	No
LAKE	11/7/2006	Konocti Unified		Full	Gordon	Anita	Incumbent	Yes	6	3,336	12,535	26.6%	Yes
					Jarrett	Carolynn	Incumbent	Yes	6	2,631	12,535	21.0%	Yes
					Gura	Herb	Legal Advocate/Mediator	Yes	6	2,490	12,535	19.9%	Yes
					Fortino-Dickson	Gina	Career Coach	No	6	1,418	12,535	11.3%	No
					Alves	Julie	Certified Phlebotomy Technician	No	6	1,405	12,535	11.2%	No
					Hopper	Jamie	Workshop Facilitator	No	6	1,232	12,535	9.8%	No
		Middletown Unified		Full	Albertson	Jay W.	Retired Educator/Businessowner	No	6	1,283	6,883	18.6%	Yes
					Comstock	James S.	Incumbent	Yes	6	1,206	6,883	17.5%	Yes
					Sloan	Yvette	Realtor/Parent	No	6	1,205	6,883	17.5%	Yes
					Darms	Thomas "Tom"	Businessowner	No	6	1,131	6,883	16.4%	No
					Djernes	Randy	Grant Writer/Businesswoman	No	6	1,028	6,883	14.9%	No
					Urbano	Armond T.	Incumbent	Yes	6	1,019	6,883	14.8%	No

³²Multi-county school district. Results for Fresno county are reported separately.

³³Multi-county school district. Results for Fresno county are reported separately.

³⁴Multi-county school district. Results for Tulare county are reported separately.

TABLE 2.1 VOTE TOTALS FOR SCHOOL DISTRICT BOARD CANDIDATES BY COUNTY AND ELECTION DATE, 2006

COUNTY	DATE	SCHOOL DISTRICT	DIS- TRICT/ SEAT	TERM OF OFFICE	CANDIDATE'S LAST NAME	CANDIDATE'S FIRST NAME	CANDIDATE'S BALLOT DESIGNATION	IN- CUM BENT	NUMBER OF CAN- DIDATES	VOTES FOR CAN- DIDATE	TOTAL VOTES CAST ¹	PER- CENT OF VOTE	ELECTED
LASSEN	11/7/2006	Fort Sage Unified	1	Full	Vazquez	Vanessa P.	Homemaker/Rancher	Yes	2	284	559	50.8%	Yes
					Keyes	Kenneth W.	Contractor	No	2	270	559	48.3%	No
			2	Short	Holabird	Tim	Retired/Rancher	No	3	202	562	35.9%	Yes
					Hansen, III	David	Tax Preparer	No	3	193	562	34.3%	No
					Dowdy	Cheryl	School Bus Driver	No	3	161	562	28.6%	No
			3	Full	Beckett	Michelle	Incumbent	Yes	3	338	798	42.4%	Yes
					Carruth	Rick	Supervisor of Recreation	No	3	283	798	35.5%	Yes
					Jenkins	Constance D.	Realtor	No	3	166	798	20.8%	No
		Janesville Union Elementary		Full	Egan	Joseph	Rancher	Yes	4	907	3,177	28.5%	Yes
					Starceвич	Janet B.	Teacher	No	4	879	3,177	27.7%	Yes
					Gauthier	Tom	Incumbent	Yes	4	727	3,177	22.9%	Yes
					Ehrlich	Joel	Correctional Sgt/Bank Vice-President	No	4	643	3,177	20.2%	No
		Lassen Community College ³⁵	1	Full	Wages	Sophia A.	County School Employee	Yes	5	4,104	13,052	31.4%	Yes
					Holybee	Thomas E.	Incumbent	Yes	5	2,454	13,052	18.8%	Yes
					Johnson-Wright	Shirley	Retired	No	5	2,411	13,052	18.5%	No
					Esparza	Tony D.	Teacher	No	5	2,274	13,052	17.4%	No
					Latimer	Diana	Retired Engineering Director	No	5	1,752	13,052	13.4%	No
			2	Full	Hill	Robert	Attorney/Businessman	No	2	5,469	7,783	70.3%	Yes
					Rickert	Dan	Incumbent	Yes	2	2,268	7,783	29.1%	No
		Lassen Union High		Full	Herman	Connie	Family Nurse Practitioner	Yes	6	3,456	16,289	21.2%	Yes
					Meadows	Hal	Physician	Yes	6	3,166	16,289	19.4%	Yes
					Archer	Jonathan	Retired Biology Teacher	No	6	2,991	16,289	18.4%	Yes
					McMullen	Sharon E.	Homemaker	No	6	2,806	16,289	17.2%	No
					Nareau	Mark R.	Incumbent/Attorney/Educator	Yes	6	2,490	16,289	15.3%	No
					Monsell	Cathleen	Loan Consultant	No	6	1,336	16,289	8.2%	No
		Modoc Joint Unified ³⁶		Full	Hays	Karen	Incumbent	Yes	3	8	15	53.3%	Yes
					Bevil	Erin	Homemaker/Ranch Manager	No	3	6	15	40.0%	Yes
					Sittig	Eric	Business Entrepreneur	No	3	1	15	6.7%	No
		Shaffer Union Elementary		Full	Quarisa	Glenda	Incumbent	Yes	5	491	1,798	27.3%	Yes
					Satica	Nancy Laver	Housewife	Yes	5	457	1,798	25.4%	Yes
					Ratkey	Michael Leighton	Incumbent	Yes	5	389	1,798	21.6%	Yes
					Joseph	Lynda E.	Retired	No	5	281	1,798	15.6%	No
					Crouch	Marian	Sr. Personnel Specialist	No	5	172	1,798	9.6%	No

³⁵Multi-county school district. Results for Modoc county are reported separately.³⁶Multi-county school district. Results for Modoc county are reported separately.

TABLE 2.1 VOTE TOTALS FOR SCHOOL DISTRICT BOARD CANDIDATES BY COUNTY AND ELECTION DATE, 2006

COUNTY	DATE	SCHOOL DISTRICT	DIS- TRICT/ SEAT	TERM OF OFFICE	CANDIDATE'S LAST NAME	CANDIDATE'S FIRST NAME	CANDIDATE'S BALLOT DESIGNATION	IN- CUM BENT	NUMBER OF CAN- DIDATES	VOTES FOR CAN- DIDATE	TOTAL VOTES CAST¹	PER- CENT OF VOTE	ELECTED
LASSEN (continued)	11/7/2006	Susanville Elementary		Full	Stafford	Kevin	Correctional Lieutenant	No	7	1,434	8,146	17.6%	Yes
					Owens	Amy	Incumbent	Yes	7	1,340	8,146	16.4%	Yes
					Dickinson	Llaniss M.	Retired Educator	Yes	7	1,246	8,146	15.3%	Yes
					Woodworth	Pamela R.	Banker	No	7	1,245	8,146	15.3%	No
					Wallace	April S.	Medical Office Billing	No	7	1,108	8,146	13.6%	No
					Cain	Amy	Incumbent	Yes	7	1,047	8,146	12.9%	No
					Heard	Shaun	Self Employed Landscaper	No	7	701	8,146	8.6%	No
LOS ANGELES	3/7/2006	Los Angeles Unified	2	Full	Garcia	Mónica	Educator/Social Worker	No	5	7,112	14,996	47.4%	Yes
					Arellano	Christopher	Organizer/Social Worker	No	5	2,877	14,996	19.2%	No
					Gasca	Enrique	Neighborhood Council Boardmember	No	5	1,943	14,996	13.0%	No
					Fernández	Ana Teresa	Public Education Advocate	No	5	1,622	14,996	10.8%	No
					Calanché	Maria Lou	Teacher/Businesswoman	No	5	1,442	14,996	9.6%	No
	4/4/2006	El Rancho Unified		Short	Alvidrez	Delia	Retired Educator	No	3	1,030	2,073	49.7%	Yes
					Villon	Aurora R.	Educator	No	3	631	2,073	30.4%	No
					Maciel	Allan "Al"	Teacher/School Coordinator	No	3	412	2,073	19.9%	No
	4/11/2006	Long Beach Community College	1	Full	Kellogg	Jeffrey A.	Incumbent	Yes	2	4,553	7,177	63.4%	Yes
					Wasko, Jr.	Chester P.	Retired Operating Engineer	No	2	2,602	7,177	36.3%	No
			3	Full	Bowen	Mark J.	Teacher	No	2	2,369	4,064	58.3%	Yes
					McNinch	Dianne Theil	Member, Board of Trustees, LBCCD #3	Yes	2	1,681	4,064	41.4%	No
			5	Full	Clark	Tom	Incumbent	Yes	2	7,169	12,979	55.2%	Yes
					McManigal-Ball	Jeannine D.	Teacher	No	2	5,762	12,979	44.4%	No
		Long Beach Unified	1	Full	Stanton	Mary	School Board Member	Yes	2	3,795	7,494	50.6%	Yes
					Deaton	Jim D.	Retired Teacher	No	2	3,660	7,494	48.8%	No
			3	Full	Ellis	Michael	Teacher	No	2	2,333	3,916	59.6%	Yes
					Lowenthal	Suja	Member, Board of Education District 3	Yes	2	1,570	3,916	40.1%	No
			5	Full	Barton	David	Teacher	No	3	6,423	14,363	44.7%	Yes
					Choura	James "Jim"	School Boardmember/Businessman	Yes	3	5,511	14,363	38.4%	No
					Wilson	Florence C.	Retired Educator	No	3	2,378	14,363	16.6%	No
	6/6/2006	Long Beach Unified	5	Full	Barton	David	Teacher	No	2	10,380	20,150	51.5%	Yes
					Choura	Jim	School Board Member/Businessman	Yes	2	9,657	20,150	47.9%	No
		Los Angeles Unified	2	Full	Garcia	Monica	Educator/Social Worker	No	2	18,600	24,996	74.4%	Yes
					Arellano	Christopher	Organizer/Social Worker	No	2	6,396	24,996	25.6%	No

TABLE 2.1 VOTE TOTALS FOR SCHOOL DISTRICT BOARD CANDIDATES BY COUNTY AND ELECTION DATE, 2006

COUNTY	DATE	SCHOOL DISTRICT	DIS- TRICT/ SEAT	TERM OF OFFICE	CANDIDATE'S LAST NAME	CANDIDATE'S FIRST NAME	CANDIDATE'S BALLOT DESIGNATION	IN- CUM BENT	NUMBER OF CAN- DIDATES	VOTES FOR CAN- DIDATE	TOTAL VOTES CAST ¹	PER- CENT OF VOTE	ELECTED
LOS ANGELES	11/7/2006	Fullerton Joint Union High ³⁷		Full	Hathaway	Robert N. "Bob"	Gov Board Mbr, Fullerton Jt Union HSD	Yes	4	2,763	8,990	30.7%	Yes
					Singer	Robert A. "Bob"	Gov Board Mbr, Fullerton Jt Union HSD	Yes	4	2,410	8,990	26.8%	Yes
					Buchi	Marilyn	Gov Board Mbr, Fullerton Jt Union HSD	Yes	4	2,386	8,990	26.5%	Yes
					Day	Daniel C.	College Executive Director	No	4	1,431	8,990	15.9%	No
		North Orange Co. Community College ³⁸	3	Short	Matsuda	Michael	Apptd Trustee, North Orange Co CCD	Yes	2	2,091	3,962	52.8%	Yes
					Shaw	Tim	College Educator	No	2	1,871	3,962	47.2%	No
		Santa Monica-Malibu Unified		Full	Bloomfield	Emily	School Board Member	Yes	6	18,668	83,498	22.4%	Yes
					De La Torre	Oscar	School Board Member	Yes	6	16,403	83,498	19.6%	Yes
					Pye	Kelly McMahon	Administrator/Parent	No	6	16,305	83,498	19.5%	Yes
					Snell	Barry A.	Certified Public Accountant	No	6	14,821	83,498	17.8%	Yes
					McLoud	Shane	Public School Teacher	No	6	11,313	83,498	13.5%	No
					Smith	Sidonie	Administrative Educator	No	6	5,988	83,498	7.2%	No
		Santa Monica Community College		Full	Greenstein	Nancy	Trustee, Santa Monica CCD	Yes	6	18,839	85,645	22.0%	Yes
					Jaffe	Louise	Teacher/Coordinator/Supervisor	No	6	18,102	85,645	21.1%	Yes
					Finkel	David B.	Professor/Mediator/Arbitrator	No	6	15,958	85,645	18.6%	Yes
					Walzer	Andrew	Community College Professor	No	6	14,855	85,645	17.3%	Yes
					Donner	Tom	College Administrator/Professor	No	6	11,443	85,645	13.4%	No
					Bracke	Susanna Kim	Financial Advisor	No	6	6,448	85,645	7.5%	No
		Snowline Joint Unified ³⁹		Full	McEwen	Debbie A.	Incumbent	Yes	7	20	95	21.1%	Yes
					Lafever	Karie	Incumbent	Yes	7	19	95	20.0%	Yes
					Patterson	Michael G.	Incumbent	Yes	7	18	95	18.9%	Yes
					Tuck, Jr.	William L.	Self Employed Gardener	No	7	13	95	13.7%	No
					Conrad	Edward D.	Retired Principal	No	7	10	95	10.5%	No
					Behringer	Christina	Instructional Associate	No	7	8	95	8.4%	No
					Brandon	Alex	Non-profit Director	No	7	7	95	7.4%	No
MADERA	11/7/2006	Bass Lake Joint Unified-Ahwahnee ⁴⁰		Full	Read	David	Retired Educator	Yes	2	2,465	4,059	60.7%	Yes
					Gallagher	Dan	Teacher	No	2	1,580	4,059	38.9%	No
		Bass Lake Joint Unified-Bass Lake ⁴¹		Full	Peterson	Diane	Retired Educator	No	2	2,119	4,065	52.1%	Yes
					Burrow	Kathy	Incumbent	Yes	2	1,931	4,065	47.5%	No
		Chawanakee Unified-At Large		Short	Box	Claudia	Local Business Owner	No	2	1,209	1,877	64.4%	Yes
					Russell	Bob	Businessman	No	2	665	1,877	35.4%	No

³⁷Multi-county school district. Results for Orange county are reported separately.³⁸Multi-county school district. Results for Orange county are reported separately.³⁹Multi-county school district. Results for San Bernardino county are reported separately.⁴⁰Multi-county school district. Results for Mariposa county are reported separately.⁴¹Multi-county school district. Results for Mariposa county are reported separately.

TABLE 2.1 VOTE TOTALS FOR SCHOOL DISTRICT BOARD CANDIDATES BY COUNTY AND ELECTION DATE, 2006

COUNTY	DATE	SCHOOL DISTRICT	DIS- TRICT/ SEAT	TERM OF OFFICE	CANDIDATE'S LAST NAME	CANDIDATE'S FIRST NAME	CANDIDATE'S BALLOT DESIGNATION	IN- CUM BENT	NUMBER OF CAN- DIDATES	VOTES FOR CAN- DIDATE	TOTAL VOTES CAST ¹	PER- CENT OF VOTE	ELECTED
MADERA (continued)	11/7/2006	Chawanakee Unified		Full	Hutchens	Jessie W.	Ranch Manager	No	2	1,065	1,853	57.5%	Yes
					Burdette	Thomas	Retired Scientist	No	2	785	1,853	42.4%	No
		Chowchilla Elementary		Full	Linhares	Michelle D.	Pharmacy Manager/Parent	Yes	7	1,265	5,704	22.2%	Yes
					Schuh	Gary R.	Farmer	Yes	7	1,012	5,704	17.7%	Yes
					Hahn	Bruce L.	Retired School Superintendent	Yes	7	976	5,704	17.1%	Yes
					Harris-Bliss	Jennifer	Teacher/Parent/Farmer	No	7	965	5,704	16.9%	No
					Strum	Carie	Real Estate/Parent	No	7	518	5,704	9.1%	No
					Hartman	Donald	Incumbent	Yes	7	488	5,704	8.6%	No
					Thomas	Ron	Maintenance Mechanic	No	7	471	5,704	8.3%	No
		Fresno County Office of Education ⁴²		Full	Eubanks	Sidney "Keith"	Incumbent	Yes	2	55	85	64.7%	Yes
					Douglas Harris, Jr.	Floyd	Laborer	No	2	30	85	35.3%	No
		Golden Valley Unified		Full	Diaz	Mona	Incumbent	Yes	5	2,085	8,136	25.6%	Yes
					Schuh	Roger	Incumbent	No	5	1,704	8,136	20.9%	Yes
					Lewis	Steven	District Manager/Publishing	Yes	5	1,618	8,136	19.9%	Yes
					McDonald	Brad S.	Business Owner	No	5	1,488	8,136	18.3%	No
					Toole	Mark	Safety/Compliance Manager	No	5	1,226	8,136	15.1%	No
		Madera Unified		Full	Beckett	Carles	Retired School Educator	Yes	7	5,628	31,638	17.8%	Yes
					Janzen	Philip D.	Incumbent	Yes	7	5,097	31,638	16.1%	Yes
					Westly	Mike	Customer Service Representative	Yes	7	5,049	31,638	16.0%	Yes
					Goodwin	Loraine	Physician/Attorney/Educator	Yes	7	4,077	31,638	12.9%	Yes
					Peters	John N.	Retired Administrator	No	7	4,070	31,638	12.9%	No
					Greci	Thomas Anthony	Retired Educator/Farmer	No	7	4,069	31,638	12.9%	No
					Norton	Bruce	Grower Relations Director	No	7	3,564	31,638	11.3%	No
		State Center Community College ⁴³	4	Full	Thonesen	Leslie W.	Incumbent	Yes	2	13,804	21,060	65.5%	Yes
					Velasco	Rosaline	Businesswoman	No	2	7,161	21,060	34.0%	No
		Yosemite Joint Unified	5	Full	Smith	Dorothy "Dottie"	Incumbent	Yes	2	13,145	21,450	61.3%	Yes
					Schreffler	Rick	Navy CWO/Instructor	No	2	8,209	21,450	38.3%	No
					Moulin	Monika Young	Incumbent	Yes	3	5,252	12,260	42.8%	Yes
					Reynolds	John E.	Incumbent	Yes	3	4,192	12,260	34.2%	Yes
					Hall	Michael	Business Owner	No	3	2,794	12,260	22.8%	No

⁴²Multi-county school district. Results for Fresno county are reported separately.⁴³Multi-county school district. Results for Fresno and Tulare counties are reported separately.

TABLE 2.1 VOTE TOTALS FOR SCHOOL DISTRICT BOARD CANDIDATES BY COUNTY AND ELECTION DATE, 2006

COUNTY	DATE	SCHOOL DISTRICT	DIS- TRICT/ SEAT	TERM OF OFFICE	CANDIDATE'S LAST NAME	CANDIDATE'S FIRST NAME	CANDIDATE'S BALLOT DESIGNATION	IN- CUM BENT	NUMBER OF CAN- DIDATES	VOTES FOR CAN- DIDATE	TOTAL VOTES CAST¹	PER- CENT OF VOTE	ELECTED	
MARIN	11/7/2006	Bollinas-Stinson Union Elementary		Full	Marcotte	Stephen	Firefighter/Paramedic	No	5	724	2,502	28.9%	Yes	
					Williard	Tom	Incumbent	Yes	5	630	2,502	25.2%	Yes	
					Pfeiffer	Jennifer	Retired Woodshop Teacher	No	5	535	2,502	21.4%	Yes	
					Rubin	Steve	Father/Business Owner	No	5	364	2,502	14.5%	No	
					Kent	John	Producer/Photographer	No	5	235	2,502	9.4%	No	
		Sausalito Marin City		Full	Thornton	Shirley A.	Incumbent	Yes	5	2,235	8,880	25.2%	Yes	
					Hoyt	Whitney Stimson	Incumbent	Yes	5	2,196	8,880	24.7%	Yes	
					Trotter	Mark	Parent/Realtor	No	5	2,023	8,880	22.8%	Yes	
					Stratigos	George T.	Incumbent	Yes	5	1,936	8,880	21.8%	No	
					Romanowsky	Peter Christian	Entertainer	No	5	449	8,880	5.1%	No	
					Short	Todd-Gallardo	Elizabeth Grace	Parent/Realtor	No	2	1,912	3,293	58.1%	Yes
						Fisher	Robert E.	Appointed Incumbent	No	2	1,365	3,293	41.5%	Yes
MARIPOSA	11/7/2006				Bass Lake Joint Unified-Ahwahnee⁴⁴		Full	Read	David	Retired Educator	No	2	69	98
		Gallagher	Dan	Teacher				No	2	29	98	29.6%	No	
		Bass Lake Joint Unified-Bass Lake⁴⁵		Full	Peterson	Diane	Retired Educator	No	2	55	91	60.4%	Yes	
					Burrow	Kathy	Incumbent	Yes	2	36	91	39.6%	No	
		Mariposa County Unified	1	Full	Gamble	Janette	Retired Educator	No	2	4,040	6,192	65.2%	Yes	
					Fullbright	Valerie J.	Public School Teacher	No	2	2,152	6,192	34.8%	No	
		Mariposa County Unified	3	Full	Peters	Debbie	Parent/Customer Service	No	2	4,577	6,210	73.7%	Yes	
					Simmons	Joel	Businessman	Yes	2	1,633	6,210	26.3%	No	
		Yosemite Joint Union High		Full	Moulin	Monika Young	Incumbent	Yes	3	72	167	43.1%	Yes	
					Hall	Michael	Business Owner	No	3	48	167	28.7%	Yes	
					Reynolds	John E.	Incumbent	Yes	3	47	167	28.1%	No	
		MENDOCINO		No School District Contests										
MERCED	11/7/2006	Los Banos Unified	2	Full	Soares	Andree	Incumbent	Yes	4	3,309	8,843	37.4%	Yes	
					Goin	Don	Incumbent	Yes	4	2,600	8,843	29.4%	Yes	
					Garcia	Alia	Real Estate Agent	No	4	1,653	8,843	18.7%	No	
					Todd	Fredrick	No Ballot Designation	No	4	1,238	8,843	14.0%	No	
MODOC	11/7/2006	Lassen Community College⁴⁶	1	Full	Holybee	Thomas E.	Incumbent	Yes	5	124	343	36.2%	Yes	
					Wages	Sophia A.	County School Employee	No	5	63	343	18.4%	Yes	
					Latimer	Diana	Retired Engineering Director	No	5	54	343	15.7%	No	
					Esparza	Tony D.	Teacher	No	5	52	343	15.2%	No	
					Johnson-Wright	Shirley	Retired	No	5	50	343	14.6%	No	

⁴⁴Multi-county school district. Results for Madera county are reported separately.⁴⁵Multi-county school district. Results for Madera county are reported separately.⁴⁶Multi-county school district. Results for Lassen county are reported separately.

TABLE 2.1 VOTE TOTALS FOR SCHOOL DISTRICT BOARD CANDIDATES BY COUNTY AND ELECTION DATE, 2006

COUNTY	DATE	SCHOOL DISTRICT	DIS- TRICT/ SEAT	TERM OF OFFICE	CANDIDATE'S LAST NAME	CANDIDATE'S FIRST NAME	CANDIDATE'S BALLOT DESIGNATION	IN- CUM BENT	NUMBER OF CAN- DIDATES	VOTES FOR CAN- DIDATE	TOTAL VOTES CAST ¹	PER- CENT OF VOTE	ELECTED	
MODOC	11/7/2006	Lassen Community College	2	Full	Rickert	Dan	Incumbent	Yes	2	157	229	68.6%	Yes	
					Hill	Robert	Attorney/Businessman	No	2	72	229	31.4%	No	
		Modoc Joint Unified ⁴⁷		Full	Hays	Karen E.	Incumbent	Yes	3	1,596	3,468	46.0%	Yes	
					Bevil	Erin	Homemaker/Ranch Manager	No	3	1,270	3,468	36.6%	Yes	
					Sittig	Eric	Business Entrepreneur	No	3	602	3,468	17.4%	No	
		Tulelake Basin Joint Unified ⁴⁸		Full	Wright	Roy	Incumbent	Yes	3	240	529	45.4%	Yes	
					Baley	Randall R.	Forestry Management	No	3	183	529	34.6%	Yes	
					Hernandez	Venancio	Soil Technician	No	3	106	529	20.0%	No	
MONO	No School District Contests													
MONTEREY	11/7/2006	Aromas/San Juan Unified ⁴⁹		Full	Hancock	Jeff	Incumbent	Yes	3	586	1,276	45.9%	Yes	
					Fiori	Louis	Parent	No	3	361	1,276	28.3%	Yes	
					Quaid	Robert	Businessman	No	3	321	1,276	25.2%	No	
		Coalinga/Huron Joint Unified ⁵⁰	2	Full	Griffin	Paul A.	Physician	No	3	2	2	100.0%	Yes	
					Hosman	Steven H.	Maintenance Supervisor	No	3	0	2	0.0%	No	
					Witt	Deborah	Incumbent	Yes	3	0	2	0.0%	No	
		Paso Robles Joint Unified ⁵¹		Full	Dugger	Jeanne A.	Incumbent	Yes	6	26	101	25.7%	Yes	
					Packer	W. Jay	Retired Teacher	No	6	20	101	19.8%	Yes	
					Janes	Pamela	Community Volunteer/Homemaker	No	6	17	101	16.8%	Yes	
					Borst	John	Professor/Businessman	No	6	16	101	15.8%	No	
					Benitez	Rich	Retired Educator	No	6	11	101	10.9%	No	
					Quiroz	Joe E.	Incumbent	Yes	6	9	101	8.9%	No	
		San Luis Obispo Community College ⁵²	3	Full	Mullen	Patrick "Pat"	Appointed Incumbent	Yes	3	96	166	57.8%	Yes	
					Sharma	Brahama D.	Retired Chemistry Professor	No	3	53	166	31.9%	No	
					Allen	Raymond	Attorney	No	3	13	166	7.8%	No	
				4	Full	Kiersch	Marie "Maggie"	Incumbent	Yes	3	95	172	55.2%	Yes
						Miller	Marquis "Marq"	Businessman	No	3	38	172	22.1%	No
						Sysak	Peter J	Police Chief	No	3	37	172	21.5%	No

⁴⁷Multi-county school district. Results for Lassen county are reported separately.

⁴⁸Multi-county school district. Results for Siskiyou county are reported separately.

⁴⁹Multi-county school district. Results for San Benito and Santa Cruz counties are reported separately.

⁵⁰Multi-county school district. Results for Fresno and San Benito counties are reported separately.

⁵¹Multi-county school district. Results for San Luis Obispo county are reported separately.

⁵²Multi-county school district. Results for San Luis Obispo county are reported separately.

TABLE 2.1 VOTE TOTALS FOR SCHOOL DISTRICT BOARD CANDIDATES BY COUNTY AND ELECTION DATE, 2006

COUNTY	DATE	SCHOOL DISTRICT	DIS- TRICT/ SEAT	TERM OF OFFICE	CANDIDATE'S LAST NAME	CANDIDATE'S FIRST NAME	CANDIDATE'S BALLOT DESIGNATION	IN- CUM BENT	NUMBER OF CAN- DIDATES	VOTES FOR CAN- DIDATE	TOTAL VOTES CAST ¹	PER- CENT OF VOTE	ELECTED
MONTEREY (continued)	11/7/2006	Shandon Joint Unified ⁵³	2	Full	Hook	Jenny L.	Parent	No	4	46	96	47.9%	Yes
					Campas, III	Pete	Branch Manager	No	4	17	96	17.7%	Yes
					Garcia	Ester C.	Bilingual Support Staff	No	4	17	96	17.7%	Yes
					Cook	Jack	Sales Representative	No	4	16	96	16.7%	No
NAPA	11/7/2006	Napa Valley Community College	1	Full	Reinbolt	Steven M.	Provisional Trustee	No	2	2,670	4,819	55.4%	Yes
					Digardi	Daniel	Field Representative	No	2	2,149	4,819	44.6%	No
			2	Full	Ketron	Bruce	Incumbent	Yes	2	2,111	3,238	65.2%	Yes
					Janssens	Luc	President, Humanitarian Foundation	No	2	1,127	3,238	34.8%	No
			3	Full	Cordeiro	Mark	Investment Consultant	No	2	3,137	5,382	58.3%	Yes
					Curry, Jr.	Morris A.	Pastor	No	2	2,245	5,382	41.7%	No
			5	Full	Baldini	Michael J.	Incumbent	Yes	2	3,748	5,444	68.8%	Yes
					Michaud	Denys J.	Retired Pharmacist	No	2	1,696	5,444	31.2%	No
		Napa Valley Unified	3	Full	Kensok	Thomas J.	Board Member/Prosecutor	Yes	2	15,668	28,624	54.7%	Yes
					Loughlin-Hagan	Jonnie	Small Business Owner	No	2	12,956	28,624	45.3%	No
		St. Helena Unified		Full	Martini	Carolyn	Incumbent	Yes	7	2,006	9,272	21.6%	Yes
					De Luna-Macias	Ines	Incumbent	Yes	7	1,922	9,272	20.7%	Yes
					Haslip	James C.	Retired Educator	No	7	1,682	9,272	18.1%	Yes
					Reedy	Monty G.	Incumbent	Yes	7	1,560	9,272	16.8%	No
					Hill	Jodi F.	Bookkeeper	No	7	1,330	9,272	14.3%	No
					Clark	Elizabeth K.	No Ballot Designation	No	7	431	9,272	4.6%	No
					Berger	Kirk	Organizational Leadership Consultant	No	7	341	9,272	3.7%	No
NEVADA	11/7/2006	Nevada Joint Union High ⁵⁴	1	Full	Parilo	Corinne	Incumbent	Yes	2	3,039	6,043	50.3%	Yes
					Davis	Mary Anne	Radio Account Executive	No	2	2,977	6,043	49.3%	No
			2	Full	Coulter	Georgie A.	Retired School Teacher	No	2	3,070	4,961	61.9%	Yes
					Adams	Jim	Local Businessman	No	2	1,869	4,961	37.7%	No
		Sierra Joint Community College ⁵⁵	5	Full	Royer	Lamont	Retired College Controller	No	5	10,417	32,583	32.0%	Yes
					Martin	Bill	Retired Business Executive	No	5	9,238	32,583	28.4%	No
					Kirby	William "Bill"	Physician/Surgeon	No	5	6,629	32,583	20.3%	No
					Diggs	Edward	College Student	No	5	4,792	32,583	14.7%	No
					Cannedy	Sunday	Cosmetology Instructor/Educator	No	5	1,440	32,583	4.4%	No
			6	Full	Palmer	Nancy	Sierra College Trustee	Yes	2	22,618	33,737	67.0%	Yes
					Harmon	Martin	Business Executive	No	2	11,027	33,737	32.7%	No

⁵³Multi-county school district. Results for San Luis Obispo county are reported separately.⁵⁴Multi-county school district. Results for Yuba county are reported separately.⁵⁵Multi-county school district. Results for El Dorado, Placer, and Sacramento counties are reported separately.

TABLE 2.1 VOTE TOTALS FOR SCHOOL DISTRICT BOARD CANDIDATES BY COUNTY AND ELECTION DATE, 2006

COUNTY	DATE	SCHOOL DISTRICT	DIS- TRICT/ SEAT	TERM OF OFFICE	CANDIDATE'S LAST NAME	CANDIDATE'S FIRST NAME	CANDIDATE'S BALLOT DESIGNATION	IN- CUM BENT	NUMBER OF CAN- DIDATES	VOTES FOR CAN- DIDATE	TOTAL VOTES CAST ¹	PER- CENT OF VOTE	ELECTED
NEVADA (continued)	11/7/2006	Tahoe-Truckee Unified ⁵⁶	1	Full	Kraus	Bill	Research Scientist	No	2	3,193	4,433	72.0%	Yes
					Deveney	Vince	Community Theater Director	No	2	1,222	4,433	27.6%	No
		Twin Ridges Elementary		Full	Morton	Mindi	Day Care Provider	No	3	569	1,320	43.1%	Yes
					Noel	DeOnne	Incumbent	Yes	3	374	1,320	28.3%	Yes
					Ventura Scott	Sandra	Incumbent	Yes	3	359	1,320	27.2%	No
ORANGE	11/7/2006	Anaheim Union High		Full	Holguin	Thomas "Hoagy"	Gov Board Mbr, Anaheim Union HSD	Yes	8	22,027	138,298	15.9%	Yes
					Piercy	Anna	Retired Teacher	No	8	21,860	138,298	15.8%	Yes
					Mansfield-Reinkin.	Denise Jane	Gov Board Mbr, Anaheim Union HSD	Yes	8	18,632	138,298	13.5%	Yes
					Brandman	Jordan	Education Program Director	No	8	18,194	138,298	13.2%	No
					Stewart	Robert "Rob"	Gov Board Mbr, Anaheim Union HSD	Yes	8	18,055	138,298	13.1%	No
					Randle-Trejo	Annemarie	Classroom Aide/Parent	No	8	16,835	138,298	12.2%	No
					Martin	Harald G.	Retired Police Officer	No	8	11,468	138,298	8.3%	No
					Beckett	Vernon	Retired Teacher	No	8	11,227	138,298	8.1%	No
		Brea-Olinda Unified		Full	Hampson	Teresa	Incumbent	Yes	8	4,510	27,577	16.4%	Yes
					Hall	Bill	Parent/Businessman	No	8	3,803	27,577	13.8%	Yes
					Rollino	Joe	Incumbent	Yes	8	3,802	27,577	13.8%	Yes
					Anthony Nowers	Sue	Retired School Secretary	No	8	3,630	27,577	13.2%	Yes
					Hobby	Kevin	School Risk Manager	No	8	3,624	27,577	13.1%	No
					Sergeant	Matt	Minister	No	8	3,535	27,577	12.8%	No
					Weidler	Matt	Information Technology Specialist	No	8	2,414	27,577	8.8%	No
					Todd	Andrew W.	Student	No	8	2,259	27,577	8.2%	No
		Capistrano Unified	Short		Sokol	Susie	Gov Board Member, Brea Olinda USD	Yes	2	5,615	8,467	66.3%	Yes
					Pourmorad	Araz	Student	No	2	2,852	8,467	33.7%	No
			4	Full	Bryson	Anna	Businesswoman	No	4	32,160	77,241	41.6%	Yes
					Lackey	Ron	Educational Consultant	No	4	19,066	77,241	24.7%	No
					Vaughn	Jody	Businesswoman	No	4	13,744	77,241	17.8%	No
					Case	Jill E.	Non-Profit Founder/Director	No	4	12,271	77,241	15.9%	No
			6	Full	Addonizio	Ellen	Certified Public Accountant	No	2	46,180	78,309	59.0%	Yes
					Henness	Shelia J.	Gov Board Member, Capistrano USD	Yes	2	32,129	78,309	41.0%	No
			7	Full	Christensen	Larry	Engineering Firm Owner	No	4	36,348	78,242	46.5%	Yes
					Casabianca	John J.	Gov Board Mbr, Capistrano USD	Yes	4	23,184	78,242	29.6%	No
					Le Bon	Kathleen	Registered Nurse Practitioner	No	4	14,138	78,242	18.1%	No
					Salisbury	Chuck	Investor/Author/Speaker	No	4	4,572	78,242	5.8%	No

⁵⁶Multi-county school district. Results for El Dorado and Placer counties are reported separately.

TABLE 2.1 VOTE TOTALS FOR SCHOOL DISTRICT BOARD CANDIDATES BY COUNTY AND ELECTION DATE, 2006

COUNTY	DATE	SCHOOL DISTRICT	DIS- TRICT/ SEAT	TERM OF OFFICE	CANDIDATE'S LAST NAME	CANDIDATE'S FIRST NAME	CANDIDATE'S BALLOT DESIGNATION	IN- CUM BENT	NUMBER OF CAN- DIDATES	VOTES FOR CAN- DIDATE	TOTAL VOTES CAST ¹	PER- CENT OF VOTE	ELECTED
ORANGE (continued)	11/7/2006	Coast Community College	1	Full	Moreno	Jim	Budget Administrator/Educator	No	4	61,696	134,160	46.0%	Yes
					Hendon	Carl A.	Educator	No	4	25,916	134,160	19.3%	No
					Nguyen	Lu Tuan	Public Law Librarian	No	4	25,711	134,160	19.2%	No
					Hermstad	Tom	Retired Educator	No	4	20,837	134,160	15.5%	No
			4	Short	Hornbuckle	Mary	Appointed Incumbent	Yes	3	55,554	130,554	42.6%	Yes
					Boyd	David L.	University President	No	3	54,390	130,554	41.7%	No
					Ross	Reuben	Businessman	No	3	20,610	130,554	15.8%	No
		Cypress Elementary		Full	Giese	David H.	Incumbent	Yes	7	5,392	22,980	23.5%	Yes
					Friedmann	Ellen	Incumbent	Yes	7	4,905	22,980	21.3%	Yes
					Peters Wagner	Valeri	Incumbent	Yes	7	4,718	22,980	20.5%	Yes
					Anderson	Aric	Cypress Business Owner	No	7	2,790	22,980	12.1%	No
					Garcia	Maria D.	No Ballot Designation	No	7	1,971	22,980	8.6%	No
					Mezzetta	David V.	Case Manager/Paralegal	No	7	1,816	22,980	7.9%	No
					Santucci	Lawrence Sonny	Cypress Cable Commissioner	No	7	1,388	22,980	6.0%	No
		Fullerton Elementary		Full	Duncan	Minard	Governing Board Member, Fullerton SD	Yes	6	13,545	57,765	23.4%	Yes
					Berryman	Beverly C.	Small Business Owner	No	6	12,175	57,765	21.1%	Yes
					Ballard	Ellen	Incumbent	Yes	6	11,133	57,765	19.3%	Yes
					Stanford	Scott	Businessman	No	6	9,535	57,765	16.5%	No
					Schneider	Douglas M.	Engineering Manager	No	6	8,111	57,765	14.0%	No
					Simmons	Johnnie	Retired Transportation Dispatcher	No	6	3,266	57,765	5.7%	No
		Fullerton Joint Union High ⁵⁷		Full	Hathaway	Robert N. "Bob"	Gov Board Mbr, Fullerton Jt Union HSD	Yes	4	26,181	89,244	29.3%	Yes
					Singer	Robert A. "Bob"	Gov Board Mbr, Fullerton Jt Union HSD	Yes	4	25,145	89,244	28.2%	Yes
					Buchi	Marilyn	Gov Board Mbr, Fullerton Jt Union HSD	Yes	4	24,770	89,244	27.8%	Yes
					Day	Daniel C.	College Executive Director	No	4	13,148	89,244	14.7%	No
		Garden Grove Unified		Full	Harden	Bob	Gov Board Member, Garden Grove USD	Yes	3	30,639	71,042	43.1%	Yes
					Nguyen	Lan Quoc	Gov Board Member, Garden Grove USD	Yes	3	26,196	71,042	36.9%	Yes
					Nguyen	"John" Chuong D.	Engineer	No	3	14,207	71,042	20.0%	No
		Huntington Beach City Elementary		Full	Jaffe	Celia	Gov Brd Mbr, Huntington Beach City SD	Yes	6	13,435	55,065	24.4%	Yes
					Carey	Shirley A.	Gov Brd Mbr, Huntington Beach City SD	Yes	6	12,758	55,065	23.2%	Yes
					Saylor	Rosemary	Business Owner	No	6	8,458	55,065	15.4%	Yes
					Schonleber-Cook	Linda	Community Volunteer	No	6	7,292	55,065	13.2%	No
					Kreitz	Andrew J.	Student/Huntington Beach Tutor	No	6	6,983	55,065	12.7%	No
					Schaaf	Robert	Project Manager	No	6	6,139	55,065	11.1%	No

⁵⁷Multi-county school district. Results for Los Angeles county are reported separately.

TABLE 2.1 VOTE TOTALS FOR SCHOOL DISTRICT BOARD CANDIDATES BY COUNTY AND ELECTION DATE, 2006

COUNTY	DATE	SCHOOL DISTRICT	DIS- TRICT/ SEAT	TERM OF OFFICE	CANDIDATE'S LAST NAME	CANDIDATE'S FIRST NAME	CANDIDATE'S BALLOT DESIGNATION	IN- CUM BENT	NUMBER OF CAN- DIDATES	VOTES FOR CAN- DIDATE	TOTAL VOTES CAST ¹	PER- CENT OF VOTE	ELECTED
ORANGE (continued)	11/7/2006	Irvine Unified		Full	Wallin	Sharon	Governing Board Member, Irvine USD	Yes	5	22,634	60,615	37.3%	Yes
					Huntley-Fenner	Gavin	Apptd Gov Board Member, Irvine USD	Yes	5	18,728	60,615	30.9%	Yes
					Peters, III	James D.	Educational Law Professor	No	5	7,193	60,615	11.9%	No
					Schuk	Mark	Engineer	No	5	6,261	60,615	10.3%	No
					Hartson	Linda M.	Psychologist	No	5	5,799	60,615	9.6%	No
		Laguna Beach Unified		Full	Gov Board Member, Laguna Beach USD			Yes	5	5,917	22,748	26.0%	Yes
					Jenkins	Betsy	Community Volunteer	No	5	5,242	22,748	23.0%	Yes
					Brown	Ketta	Community Volunteer	No	5	4,732	22,748	20.8%	Yes
					O'Hare	Theresa	Architect Designer Developer	No	5	3,563	22,748	15.7%	No
					Elghanayan	Jeff	Businessman	No	5	3,294	22,748	14.5%	No
		Los Alamitos Unified		Full	Barke	Jeffrey I.	Family Physician	No	3	9,042	22,287	40.6%	Yes
					Ribal	Joseph E.	Gov Board Member, Los Alamitos USD	Yes	3	7,209	22,287	32.3%	Yes
					Krieger	Terry	Employment Attorney/Parent	No	3	6,036	22,287	27.1%	No
		Magnolia Elementary		Full	Quintana	Barbara G.	Incumbent	Yes	4	4,829	16,697	28.9%	Yes
					Wallace	Esther H.	Incumbent	Yes	4	4,504	16,697	27.0%	Yes
					Breeden, Jr.	Clifford E.	Incumbent	Yes	4	4,188	16,697	25.1%	Yes
					Wallner	Manfred	Retired Physician	No	4	3,176	16,697	19.0%	No
		Newport-Mesa Unified	2	Full	Collier	Michael	Parent/Teacher/Businessman	No	2	22,047	40,352	54.6%	Yes
					Clark	Kimberly	Teacher/Nurse	No	2	18,305	40,352	45.4%	No
			4	Full	Yelsey	Karen	Community Volunteer	No	2	23,318	41,753	55.8%	Yes
					Stokes	Serene R.	Gov Board Member, Newport-Mesa USD	Yes	2	18,435	41,753	44.2%	No
			5	Full	Gov Board Member, Newport-Mesa USD			Yes	4	17,406	42,442	41.0%	Yes
					Zimmerman	Loretta Ann	Community Volunteer	No	4	12,943	42,442	30.5%	No
					Asper	Sandra D.	Retired Teacher	No	4	8,824	42,442	20.8%	No
					Price	Jack	Retired Education Administrator	No	4	3,269	42,442	7.7%	No
		North Orange Co. Community College ⁵⁸	3	Short	Matsuda	Michael	Apptd Trustee, North Orange Co CCD	Yes	2	87,763	144,242	60.8%	Yes
					Shaw	Tim	College Educator	No	2	56,479	144,242	39.2%	No
		Ocean View Elementary	Full		Pellman	Tracy	Gov Board Member, Ocean View SD	Yes	5	14,054	44,569	31.5%	Yes
					Clemens	George	Retired School Administrator	No	5	9,939	44,569	22.3%	Yes
					Briscoe	John	Business Owner	No	5	8,262	44,569	18.5%	Yes
					Quiel	Fred	Labor Relations Attorney	No	5	6,910	44,569	15.5%	No
					Tadayon	Khosrow M.	Teacher/Administrator	No	5	5,404	44,569	12.1%	No
			Short		Westwell	Norm	Huntington Beach Manufacturer Owner	No	2	10,215	19,253	53.1%	Yes
					Tait	Les	Industrial Firefighter	No	2	9,038	19,253	46.9%	No

⁵⁸Multi-county school district. Results for Los Angeles county are reported separately.

TABLE 2.1 VOTE TOTALS FOR SCHOOL DISTRICT BOARD CANDIDATES BY COUNTY AND ELECTION DATE, 2006

COUNTY	DATE	SCHOOL DISTRICT	DISTRICT/ SEAT	TERM OF OFFICE	CANDIDATE'S LAST NAME	CANDIDATE'S FIRST NAME	CANDIDATE'S BALLOT DESIGNATION	IN- CUM BENT	NUMBER OF CAN- DIDATES	VOTES FOR CAN- DIDATE	TOTAL VOTES CAST ¹	PER- CENT OF VOTE	ELECTED
ORANGE (continued)	11/7/2006	Orange Unified	1	Full	Smith	Melissa Taylor	Governing Board Member, Orange USD	Yes	3	20,913	44,641	46.8%	Yes
					Deligianni	Alexandra "Alexia"	Educator	No	3	14,249	44,641	31.9%	No
					Cardenas	George	Business Owner/Parent	No	3	9,479	44,641	21.2%	No
			4	Full	Moffat	Kathy	Governing Board Member, Orange USD	Yes	2	27,385	43,680	62.7%	Yes
					Bittel	Denise	Businesswoman	No	2	16,295	43,680	37.3%	No
			5	Full	Nichols	Kimberlee	Governing Board Member, Orange USD	Yes	3	24,830	43,322	57.3%	Yes
					Emami	Christopher K.	Youth Program Director	No	3	12,748	43,322	29.4%	No
					Martin	Paul-Dean	Theatre Arts Educator	No	3	5,744	43,322	13.3%	No
			7	Full	Ledesma	Rick	Incumbent	Yes	2	25,133	43,150	58.2%	Yes
					Cohn	Larry	Business Owner	No	2	18,017	43,150	41.8%	No
		Placentia-Yorba Linda Unified	Full	Wagner	Jan	Gov Bd Mbr, Placentia-Yorba Linda USD	Yes	3	22,387	60,418	37.1%	Yes	
				Freeman	Karin M.	Gov Bd Mbr, Placentia-Yorba Linda USD	Yes	3	19,878	60,418	32.9%	Yes	
				Padget	Eric	Teacher	No	3	18,153	60,418	30.0%	No	
		Rancho Santiago Community College	2	Full	Hanna	John R.	Gov Board Mbr, Rancho Santiago CCD	Yes	2	58,378	78,702	74.2%	Yes
					Rocco	Steve	Governing Board Member, Orange USD	No	2	20,324	78,702	25.8%	No
		Santa Ana Unified	Full	Palacio	John	Gov Board Member, Santa Ana USD	Yes	3	13,572	34,377	39.5%	Yes	
				Noji	Audrey Yamagata	Gov Board Member, Santa Ana USD	Yes	3	10,785	34,377	31.4%	Yes	
				Aguinaga	Cecilia	School Police Coordinator	No	3	10,020	34,377	29.1%	No	
		Westminster Elementary	Full	Bridgewaters	K. David	Police Officer	No	9	6,816	43,593	15.6%	Yes	
				Mangold	Mary	Public School Teacher	No	9	6,283	43,593	14.4%	Yes	
				Nguyen	Andrew	School Custodian	No	9	5,367	43,593	12.3%	Yes	
				Fisher	Lupe	Retired Curriculum Technician	No	9	5,067	43,593	11.6%	No	
				Ahrens	Judith Ann "Judy"	Gov Board Member, Westminster SD	Yes	9	4,767	43,593	10.9%	No	
				Marquez	Blossie A.	Gov Board Member, Westminster SD	Yes	9	4,650	43,593	10.7%	No	
				Mendez	Diana Duong	Public School Liaison	No	9	3,879	43,593	8.9%	No	
				Phan	Thanh "Tahnee"	Educator	No	9	3,514	43,593	8.1%	No	
				Morgan	Jennifer	No Ballot Designation	No	9	1,638	43,593	3.8%	No	
PLACER	6/6/2006	Sacramento County Office of Education ⁵⁹	2	Full	Bender	Gretchen	Finance Director/Mother	No	4	70	186	37.6%	Yes
					Gayle	Frederick	Teacher	No	4	56	186	30.1%	No
					Rivas	Albert	Legislative Community Advisor	No	4	34	186	18.3%	No
					Sample	Jason L.	Youth Services Director	No	4	26	186	14.0%	No
	11/7/2006	Alta-Dutch Flat Union Elementary	Full	Rosenquist	David Nelson	Retired Educator	No	4	502	1,702	29.5%	Yes	
				Sibley	Dawn	Incumbent	Yes	4	493	1,702	29.0%	Yes	
				Ostrom	Lindsay A.	Incumbent	Yes	4	392	1,702	23.0%	Yes	
				Baiocchi	Joel C.	Attorney	No	4	284	1,702	16.7%	No	

TABLE 2.1 VOTE TOTALS FOR SCHOOL DISTRICT BOARD CANDIDATES BY COUNTY AND ELECTION DATE, 2006

COUNTY	DATE	SCHOOL DISTRICT	DIS- TRICT/ SEAT	TERM OF OFFICE	CANDIDATE'S LAST NAME	CANDIDATE'S FIRST NAME	CANDIDATE'S BALLOT DESIGNATION	IN- CUM BENT	NUMBER OF CAN- DIDATES	VOTES FOR CAN- DIDATE	TOTAL VOTES CAST ¹	PER- CENT OF VOTE	ELECTED
⁵⁹ Multi-county school district. Results for Sacramento county are reported separately.													
PLACER (continued)	11/7/2006	Auburn Union Elementary		Full	Gehlbach	Clark E.	Deputy District Attorney	No	4	6,378	21,408	29.8%	Yes
					Hargrove	Lynn G.	Incumbent	Yes	4	5,589	21,408	26.1%	Yes
					Heisleman	Chuck	Businessman	No	4	5,157	21,408	24.1%	Yes
					Berlant	Daniel A.	Communication Specialist	No	4	4,198	21,408	19.6%	No
		Center Joint Unified ⁶⁰		Full	Anderson	Nancy S.	Incumbent	Yes	4	106	365	29.0%	Yes
					Williams	Libby A.	Incumbent	Yes	4	89	365	24.4%	Yes
					Blenner	Gary N.	Teacher	No	4	86	365	23.6%	Yes
					Wilson	Donald E.	School Board Member	Yes	4	79	365	21.6%	No
		Dry Creek Joint Elementary ⁶¹		Full	Howe	Diane Carol	Incumbent	Yes	5	4,913	19,065	25.8%	Yes
					Pittman	Tracy	Incumbent	Yes	5	4,736	19,065	24.8%	Yes
					Silberstein	Anne	Community Volunteer	No	5	3,767	19,065	19.8%	Yes
					Roberson	Wayne D.	Incumbent	Yes	5	3,655	19,065	19.2%	No
					Borichevskiy	Nikolay "Nick"	Parent/Administrator	No	5	1,921	19,065	10.1%	No
		East Nicolaus Joint Union ⁶²		Full	Bowen	Darrell	Small Business Owner	Yes	4	19	45	42.2%	Yes
					Chandler	Ralph	Management Consultant	Yes	4	9	45	20.0%	No
					Limary	Christine	Mother	No	4	9	45	20.0%	No
					Leach	Theresa	Teacher	No	4	8	45	17.8%	No
		Elverta Joint Elementary ⁶³		Full	Felley	Sandee	Elverta School Governing Board Member	Yes	4	81	268	30.2%	Yes
					Cole	Jamie Wilson	Incumbent	Yes	4	72	268	26.9%	Yes
					Wyllie	Walter H.	Appointed Incumbent	No	4	66	268	24.6%	Yes
					Springston	Sandra C.	Registered Nurse/Minister	No	4	47	268	17.5%	No
		Eureka Union Elementary		Full	Holt	Debbie	Incumbent	Yes	4	6,320	19,704	32.1%	Yes
					Dangberg	Lori	Incumbent	Yes	4	5,711	19,704	29.0%	Yes
					Davis	Jerri L.	Appointed Incumbent	No	4	4,978	19,704	25.3%	Yes
					Sanchez	Eric J.	Software Sales Executive	No	4	2,575	19,704	13.1%	No
		Foresthill Union Elementary		Full	Fitzgerald	Patty	Incumbent	Yes	4	1,579	5,133	30.8%	Yes
					Wilson	Josh L.	Retired Teacher	No	4	1,391	5,133	27.1%	Yes
					Connelly	Sandy	Paralegal Office Administrator	No	4	1,243	5,133	24.2%	Yes
					Markoe, Jr.	Stephen	Regional Sales Manager	No	4	888	5,133	17.3%	No

⁶⁰Multi-county school district. Results for Sacramento county are reported separately.

⁶¹Multi-county school district. Results for Sacramento county are reported separately.

⁶²Multi-county school district. Results for Sutter county are reported separately.

⁶³Multi-county school district. Results for Sacramento county are reported separately.

TABLE 2.1 VOTE TOTALS FOR SCHOOL DISTRICT BOARD CANDIDATES BY COUNTY AND ELECTION DATE, 2006

COUNTY	DATE	SCHOOL DISTRICT	DIS- TRICT/ SEAT	TERM OF OFFICE	CANDIDATE'S LAST NAME	CANDIDATE'S FIRST NAME	CANDIDATE'S BALLOT DESIGNATION	IN- CUM BENT	NUMBER OF CAN- DIDATES	VOTES FOR CAN- DIDATE	TOTAL VOTES CAST ¹	PER- CENT OF VOTE	ELECTED
PLACER (continued)	11/7/2006	Grant Joint Union High ⁶⁴		Full	Thompson	Linda L.	School Board Member	Yes	6	56	297	18.9%	Yes
					Emery	Annette	School Board Member	Yes	6	55	297	18.5%	Yes
					Sawyer	Gary W.	Retired Master Sergeant	No	6	53	297	17.8%	Yes
					Quinn	Cortez	Community Representative Parent	No	6	44	297	14.8%	No
					Perry	Dora J.	Business Owner	No	6	42	297	14.1%	No
					Standley	Richard L.	Teacher/Educational Consultant	No	6	42	297	14.1%	No
		Loomis Union Elementary	3	Full	Day	Jack R.	Incumbent	Yes	2	4,837	6,922	69.9%	Yes
					Ayers	G. V.	Governmental Policy Consultant	No	2	2,063	6,922	29.8%	No
			5	Full	Rudolph	Tim	Appointed Incumbent	No	2	4,899	6,665	73.5%	Yes
					Paull	Chris	Land Use Consultant	No	2	1,750	6,665	26.3%	No
		Rocklin Unified		Full	Lowell	Todd	Rocklin Governing Board Member	Yes	6	9,257	39,999	23.1%	Yes
					Paul	Steve	Rocklin Governing Board Member	Yes	6	9,006	39,999	22.5%	Yes
					Lang	Wendy	Legislative Analyst/Instructor	No	6	7,669	39,999	19.2%	Yes
					Klang	Mark	Retired Military Officer	No	6	5,144	39,999	12.9%	No
					Higashi	Diana	College Professor	No	6	5,075	39,999	12.7%	No
					McEwen	Sheila	Teacher/Software Engineer	No	6	3,743	39,999	9.4%	No
		Roseville City Elementary		Full	Bernasconi	Krista	Incumbent	Yes	4	12,331	43,277	28.5%	Yes
					Duran	Helen K.	Incumbent	Yes	4	11,451	43,277	26.5%	Yes
					Aguilera	Rene	Incumbent	Yes	4	10,997	43,277	25.4%	Yes
					Muhlestein	Steven "Brett"	Small Business Owner	No	4	8,316	43,277	19.2%	No
		Sierra Joint Community College ⁶⁵	5	Full	Martin	Bill	Retired Business Executive	No	5	30,958	95,224	32.5%	Yes
					Royer	Lamont	Retired College Controller	No	5	25,536	95,224	26.8%	No
					Kirby	William "Bill"	Physician/Surgeon	No	5	21,944	95,224	23.0%	No
					Diggs	Edward	College Student	No	5	13,245	95,224	13.9%	No
					Cannedy	Sunday	Cosmetology Instructor/Educator	No	5	3,321	95,224	3.5%	No
			6	Full	Palmer	Nancy	Sierra College Trustee	Yes	2	54,440	93,695	58.1%	Yes
					Harmon	Martin	Business Executive	No	2	38,979	93,695	41.6%	No
		Tahoe-Truckee Unified ⁶⁶	1	Full	Kraus	Bill	Research Scientist	No	2	2,791	3,760	74.2%	Yes
					Deveney	Vince	Community Theater Director	No	2	953	3,760	25.3%	No
		Western Placer Unified	3	Full	McLeod	James Arthur	Incumbent	Yes	4	6,093	19,073	31.9%	Yes
					Stevenson	Ana Pereira	University Academic Advisor	No	4	5,507	19,073	28.9%	Yes
					Michael	David Edward	Parent/Businessman	No	4	3,752	19,073	19.7%	No
					Gonzales	Norman A.	Businessman	No	4	3,661	19,073	19.2%	No

⁶⁴Multi-county school district. Results for Sacramento county are reported separately.⁶⁵Multi-county school district. Results for El Dorado, Nevada and Sacramento counties are reported separately.

TABLE 2.1 VOTE TOTALS FOR SCHOOL DISTRICT BOARD CANDIDATES BY COUNTY AND ELECTION DATE, 2006

COUNTY	DATE	SCHOOL DISTRICT	DIS- TRICT/ SEAT	TERM OF OFFICE	CANDIDATE'S LAST NAME	CANDIDATE'S FIRST NAME	CANDIDATE'S BALLOT DESIGNATION	IN- CUM BENT	NUMBER OF CAN- DIDATES	VOTES FOR CAN- DIDATE	TOTAL VOTES CAST ¹	PER- CENT OF VOTE	ELECTED
⁶⁶ Multi-county school district. Results for El Dorado and Nevada counties are reported separately.													
PLUMAS	No School District Contests												
RIVERSIDE	6/6/2006	Romoland Elementary		Full	Clites	Marla	School Counselor	No	4	621	1,566	39.7%	Yes
					Spradlin	Robert "Bob" N.	Retired EMWD Manager	No	4	442	1,566	28.2%	No
					Gibbons	Robert "Bob"	Community Volunteer	No	4	311	1,566	19.9%	No
					Wilking-Gervais	Christina M.	Receptionist	No	4	192	1,566	12.3%	No
	11/7/2006	Coachella Valley Unified ⁶⁷	1	Full	Duarte	Juanita	Business Owner	Yes	4	2,121	7,495	28.3%	Yes
					Maldonado	Gloria Gomez	Incumbent	Yes	4	1,913	7,495	25.5%	Yes
					Martinez	Manuel Jarvis	Teacher	No	4	1,850	7,495	24.7%	No
					Funtas	Gary	Businessman	Yes	4	1,611	7,495	21.5%	No
		Corona-Norco Unified		Full	Romero	Elizabeth	Educator	No	3	2,901	4,903	59.2%	Yes
					Wells	Michael L.	Retired Businessman	Yes	3	1,249	4,903	25.5%	No
					Velarde	Joe A.	No Ballot Designation	No	3	753	4,903	15.4%	No
					Hedrick	Bill	Teacher/Board Member	Yes	5	18,935	61,639	30.7%	Yes
					Martinez	Sharon R.	School Board Member	Yes	5	16,408	61,639	26.6%	Yes
					Zickefoose	John "Mr. Z"	Library Outreach Coordinator	No	5	11,865	61,639	19.2%	No
					Scott	Michael Martinez	Teacher/Adjunct Professor	No	5	9,427	61,639	15.3%	No
					Jeng	Chester	Dentist/Assistant Professor	No	5	5,004	61,639	8.1%	No
		Desert Community College ⁶⁸	1	Full	Broughton	Rebecca "Becky"	Businesswoman	Yes	3	27,676	63,713	43.4%	Yes
					Holton	John "Jack"	Information Technology Executive	No	3	21,202	63,713	33.3%	No
					Villanueva	Paul S.	Retired Government Employee	No	3	14,835	63,713	23.3%	No
			4	Full	Marman	John	Educator/Athletic Director	Yes	2	45,138	63,673	70.9%	Yes
					Gregory	Kenneth C.	Attorney	No	2	18,535	63,673	29.1%	No
		Desert Sands Unified		Full	Ammons	Amy M.	Incumbent	Yes	4	15,787	52,807	29.9%	Yes
					Duran	Michael	Educator/School Counselor	No	4	14,419	52,807	27.3%	Yes
					Koedyker	Jim	Incumbent	Yes	4	12,726	52,807	24.1%	No
					Santana	Marie J.	Retired School Employee	No	4	9,875	52,807	18.7%	No
		Hemet Unified	3	Full	Wojcik	Joe A.	Parent/Attorney	No	4	14,564	46,604	31.3%	Yes
					Figgins	Gregg	Retired Hemet Teacher	No	4	13,473	46,604	28.9%	Yes
					Forst	Marilyn	Incumbent	Yes	4	13,323	46,604	28.6%	No
					Miller	Randall	Pharmacist	No	4	5,244	46,604	11.3%	No

⁶⁷Multi-county school district. Results for Imperial county are reported separately.

⁶⁸Multi-county school district. Results for Imperial county are reported separately.

TABLE 2.1 VOTE TOTALS FOR SCHOOL DISTRICT BOARD CANDIDATES BY COUNTY AND ELECTION DATE, 2006

COUNTY	DATE	SCHOOL DISTRICT	DIS- TRICT/ SEAT	TERM OF OFFICE	CANDIDATE'S LAST NAME	CANDIDATE'S FIRST NAME	CANDIDATE'S BALLOT DESIGNATION	IN- CUM BENT	NUMBER OF CAN- DIDATES	VOTES FOR CAN- DIDATE	TOTAL VOTES CAST ¹	PER- CENT OF VOTE	ELECTED
RIVERSIDE (continued)	11/7/2006	Jurupa Unified	1	Full	Rodriguez	Mike	Incumbent	Yes	3	5,521	11,742	47.0%	Yes
					Craig	Robert	Senior Center Director	No	3	4,617	11,742	39.3%	No
					Schafer	Valentina Perra	Real Estate Broker	No	3	1,604	11,742	13.7%	No
			3	Full	Burns	Mary L.	Incumbent	Yes	2	5,899	11,581	50.9%	Yes
					Lucio	Warren	Retired Police Officer	No	2	5,682	11,581	49.1%	No
			5	Full	Brewer	Dawn	Community Volunteer	No	2	5,937	11,780	50.4%	Yes
					Knight, Sr.	Sam D.	Incumbent	Yes	2	5,843	11,780	49.6%	No
		Lake Elsinore Unified	Full		Wilson	Sonja Williams	Incumbent	Yes	4	10,190	35,573	28.6%	Yes
					Cousins	Kim Joseph	Businessmang	Yes	4	10,115	35,573	28.4%	Yes
					Thomas, II	Thomas A. "Tom"	Incumbent	Yes	4	9,848	35,573	27.7%	Yes
					Aniol	Katherine	No Ballot Designation	No	4	5,420	35,573	15.2%	No
		Menifee Union Elementary	Full		O'Donnell	Robert "Bob"	Appointet Incumbent	Yes	4	7,843	22,180	35.4%	Yes
					Peters	Rita J.	Incumbent	Yes	4	5,353	22,180	24.1%	Yes
					Denver	John V.	Real Estate Broker	No	4	5,332	22,180	24.0%	No
					Fisher	Sue Carol	Retired Businesswoman	No	4	3,652	22,180	16.5%	No
		Moreno Valley Unified	Full		Ashe	Jacqueline L.	Counselor/School Trustee	Yes	7	11,305	47,914	23.6%	Yes
					Holguin	Jesus M.	Incumbent	Yes	7	9,485	47,914	19.8%	Yes
					Baca	Victoria	Educational Consultant	Yes	7	8,689	47,914	18.1%	Yes
					Fogerty	Michael S.	Director of Transportation	No	7	6,930	47,914	14.5%	No
					Schoelles	George	Local Business Owner	No	7	4,969	47,914	10.4%	No
					Dragovich, Jr.	Emil "Mr. D"	Community Volunteer	No	7	3,406	47,914	7.1%	No
					Washington-Cubit	Jamie "Jai"	Motivational Speaker	No	7	3,130	47,914	6.5%	No
		Riverside Community College	Full		Medina	Jose	Teacher/College Trustee	Yes	10	53,054	308,526	17.2%	Yes
					Blumenthal	Virginia M.	Attorney	Yes	10	46,081	308,526	14.9%	Yes
					Green	Janet Mary	Professor/Nurse	Yes	10	45,547	308,526	14.8%	Yes
					Jackson	Horace David	Retired School Principal	No	10	34,092	308,526	11.0%	No
					Willis	Gloria	Retired Teacher/Homemaker	No	10	32,449	308,526	10.5%	No
					Davis	Samuel	College Professor/Dentist	No	10	29,740	308,526	9.6%	No
					McManuis	Ricki	Businesswoman	No	10	26,536	308,526	8.6%	No
					St. Pierre	David	Businessman	No	10	22,467	308,526	7.3%	No
					McCarter	Keith "Cordoba"	Legal Analyst	No	10	9,469	308,526	3.1%	No
					Conn	Larry	Director of Operations	No	10	9,091	308,526	2.9%	No

TABLE 2.1 VOTE TOTALS FOR SCHOOL DISTRICT BOARD CANDIDATES BY COUNTY AND ELECTION DATE, 2006

COUNTY	DATE	SCHOOL DISTRICT	DIS- TRICT/ SEAT	TERM OF OFFICE	CANDIDATE'S LAST NAME	CANDIDATE'S FIRST NAME	CANDIDATE'S BALLOT DESIGNATION	IN- CUM BENT	NUMBER OF CAN- DIDATES	VOTES FOR CAN- DIDATE	TOTAL VOTES CAST¹	PER- CENT OF VOTE	ELECTED		
RIVERSIDE (continued)	11/7/2006	San Jacinto Unified	Full		Rex	Deborah J.	Incumbent	Yes	3	3,578	9,177	39.0%	Yes		
					Schouten	John W.	Incumbent	Yes	3	3,152	9,177	34.3%	Yes		
					Goodwin	Daniel	Public Service Coordinator	No	3	2,447	9,177	26.7%	No		
			Short		Ayres	Nancy	Childcare Business Owner	No	2	3,295	5,801	56.8%	Yes		
					Margis	Colleen	Homemaker	No	2	2,506	5,801	43.2%	No		
			Temecula Valley Unified	Full		Brown	Robert "Bob"	Incumbent	Yes	12	7,230	59,072	12.2%	Yes	
					O'Neal	Vincent	Fire Fighter	Yes	12	7,101	59,072	12.0%	Yes		
					Shafer	Richard	Appointed Incumbent	No	12	6,807	59,072	11.5%	Yes		
					Ray	Kenneth G.	Incumbent	No	12	5,996	59,072	10.2%	No		
					Block	Donna Marie	Special Education Teacher	No	12	5,681	59,072	9.6%	No		
					Dominguez	Edwardo	Law Enforcement Officer	No	12	4,997	59,072	8.5%	No		
					Rutz-Robbins	Kristi	Historian	No	12	4,927	59,072	8.3%	No		
					Sanz	Bill	Water Treatment Engineer	No	12	4,805	59,072	8.1%	No		
					Elliott	Susan	Substitute Teacher	No	12	4,310	59,072	7.3%	No		
					Hernandez	Sally	Instructional Assistant	No	12	3,066	59,072	5.2%	No		
					Cochrane	Michael	Attorney	No	12	2,722	59,072	4.6%	No		
					Perry	Kent	Application Systems Analyst	No	12	1,430	59,072	2.4%	No		
		Val Verde Unified			Full		Yarbrough	Darlene "Shelly"	Board Member/Parent	Yes	6	3,927	15,552	25.3%	Yes
							Kirkland	Marla	Infant/Toddler Educator	Yes	6	3,241	15,552	20.8%	Yes
				Sawyerr		Wraymond	Local Businessman	No	6	2,688	15,552	17.3%	Yes		
				Fisher		Liza	Incumbent	Yes	6	2,362	15,552	15.2%	No		
				Herrera		Eva A.	Security Guard	No	6	2,143	15,552	13.8%	No		
				McGee		Renonah Oñate	Independent Contractor	No	6	1,191	15,552	7.7%	No		
		SACRAMENTO	6/6/2006	Sacramento County Office of Education ⁶⁹	2	Full	Bender	Gretchen	Finance Director/Mother	No	4	7,478	19,069	39.2%	Yes
							Rivas	Albert	Legislative Community Advisor	No	4	4,533	19,069	23.8%	No
Gayle	Frederick						Teacher	No	4	3,994	19,069	20.9%	No		
Sample	Jason L.						Youth Services Director	No	4	3,023	19,069	15.9%	No		
11/7/2006	Center Joint Unified ⁷⁰		Full	Blenner	Gary N.	Teacher	No	4	2,622	8,682	30.2%	Yes			
				Williams	Libby A.	Incumbent	Yes	4	2,041	8,682	23.5%	Yes			
				Wilson	Donald E.	School Board Member	Yes	4	2,033	8,682	23.4%	Yes			
				Anderson	Nancy S.	Incumbent	Yes	4	1,948	8,682	22.4%	No			

⁶⁹Multi-county school district. Results for Placer county are reported separately.

⁷⁰Multi-county school district. Results for Placer county are reported separately.

TABLE 2.1 VOTE TOTALS FOR SCHOOL DISTRICT BOARD CANDIDATES BY COUNTY AND ELECTION DATE, 2006

COUNTY	DATE	SCHOOL DISTRICT	DIS- TRICT/ SEAT	TERM OF OFFICE	CANDIDATE'S LAST NAME	CANDIDATE'S FIRST NAME	CANDIDATE'S BALLOT DESIGNATION	IN- CUM BENT	NUMBER OF CAN- DIDATES	VOTES FOR CAN- DIDATE	TOTAL VOTES CAST ¹	PER- CENT OF VOTE	ELECTED
SACRAMENTO (continued)	11/7/2006	Del Paso Heights Elementary		Full	Bledsoe	Alicia	Retired Teacher	No	6	743	3,256	22.8%	Yes
					Block	Harry	School Board Member	Yes	6	608	3,256	18.7%	Yes
					Moore	Carolyn A.	Incumbent	Yes	6	530	3,256	16.3%	Yes
					Robinson	Leila "Lanette"	School Board Member	Yes	6	526	3,256	16.2%	No
					Kinsey	Kenneth	Music Teacher	No	6	428	3,256	13.1%	No
					Echols	Wendell W.	Retired	No	6	410	3,256	12.6%	No
		Dry Creek Joint Elementary ⁷¹		Full	Howe	Diane Carol	Incumbent	Yes	5	1,917	5,949	32.2%	Yes
					Pittman	Tracy	Incumbent	Yes	5	1,154	5,949	19.4%	Yes
					Borichevskiy	Nikolay "Nick"	Parent/Administrator	No	5	1,133	5,949	19.0%	Yes
					Silberstein	Anne	Community Volunteer	No	5	899	5,949	15.1%	No
					Roberson	Wayne D.	Incumbent	Yes	5	832	5,949	14.0%	No
		Elk Grove Unified	2	Full	Amavisca	Jeanette J.	School Board Member	Yes	2	29,801	52,304	57.0%	Yes
					Smith	Steve	Father/Businessman	No	2	22,339	52,304	42.7%	No
		Elverta Joint Elementary ⁷²		Full	Felley	Sandee	Governing Board Member, Elverta SD	Yes	4	427	1,393	30.7%	Yes
					Wyllie	Walter H.	Appointed Incumbent	Yes	4	367	1,393	26.3%	Yes
					Cole	Jamie Wilson	Incumbent	Yes	4	364	1,393	26.1%	Yes
					Springston	Sandra C.	Registered Nurse/Minister	No	4	233	1,393	16.7%	No
		Folsom-Cordova Unified		Full	Short	Ed	Gov Board Mbr, Folsom Cordova USD	Yes	5	13,742	54,913	25.0%	Yes
					Shaw	Richard Adrian	School Principal	Yes	5	13,167	54,913	24.0%	Yes
					Benton	Roger L.	Instructor/Correctional Sergeant	No	5	11,735	54,913	21.4%	Yes
					Maggio	Marilyn	Special Education Consultant	No	5	9,445	54,913	17.2%	No
					Steelman	Josie	Retired Business Owner	No	5	6,744	54,913	12.3%	No
		Galt Joint Union High ⁷³		Full	Parker-Owning	Terry	Business Owner/Mother	No	9	3,565	17,367	20.5%	Yes
					Oelsner	Art	Business Owner	No	9	2,222	17,367	12.8%	Yes
					Santillan	Tom	Project Manager	No	9	2,000	17,367	11.5%	Yes
					Maple	Patrick W.	Incumbent	Yes	9	1,966	17,367	11.3%	No
					Reidreynoso	Len	Lawyer, Financial Services	No	9	1,809	17,367	10.4%	No
					Gillies	Sharon K.	Social Worker/Planner	No	9	1,657	17,367	9.5%	No
					Cox, Jr.	Ben	Incumbent	Yes	9	1,649	17,367	9.5%	No
					Richardson	Dennis	Incumbent	Yes	9	1,569	17,367	9.0%	No
					Maylum	Carrie	Realtor/Parent	No	9	899	17,367	5.2%	No

⁷¹Multi-county school district. Results for Placer county are reported separately.⁷²Multi-county school district. Results for Placer county are reported separately.⁷³Multi-county school district. Results for San Joaquin county are reported separately.

TABLE 2.1 VOTE TOTALS FOR SCHOOL DISTRICT BOARD CANDIDATES BY COUNTY AND ELECTION DATE, 2006

COUNTY	DATE	SCHOOL DISTRICT	DIS- TRICT/ SEAT	TERM OF OFFICE	CANDIDATE'S LAST NAME	CANDIDATE'S FIRST NAME	CANDIDATE'S BALLOT DESIGNATION	IN- CUM BENT	NUMBER OF CAN- DIDATES	VOTES FOR CAN- DIDATE	TOTAL VOTES CAST ¹	PER- CENT OF VOTE	ELECTED
SACRAMENTO (continued)	11/7/2006	Grant Joint Union High ⁷⁴		Full	Emery	Annette	School Board Member	Yes	6	11,591	54,393	21.3%	Yes
					Thompson	Linda	School Board Member	Yes	6	11,500	54,393	21.1%	Yes
					Standley	Richard L.	Teacher/Educational Consultant	No	6	9,595	54,393	17.6%	Yes
					Sawyer	Gary W.	Retired Master Sergeant	No	6	8,162	54,393	15.0%	No
					Quinn	Cortez	Chief of Staff	No	6	7,504	54,393	13.8%	No
					Perry	Dora J.	Business Owner	No	6	5,908	54,393	10.9%	No
		Los Rios Community College	2	Full	Jones	Robert G.	Retired University Administrator	No	2	31,327	46,792	66.9%	Yes
					Loree	Tim	Trustee/Therapist/Notary	Yes	2	15,354	46,792	32.8%	No
		Natomas Unified		Full	Kaplan	Lisa	Gov Board Member, Natomas USD	Yes	3	6,613	14,052	47.1%	Yes
					Burns	B. Teri	School Board Member	Yes	3	3,847	14,052	27.4%	Yes
					Armstrong	Willie	Education Policy Consultant	No	3	3,537	14,052	25.2%	No
		North Sacramento Elementary		Full	Westrup	Roger	Teacher	No	7	2,214	11,399	19.4%	Yes
					Garcia	Francisco R.	Parent	No	7	2,187	11,399	19.2%	Yes
					Underwood	Mark	Community Volunteer	No	7	1,644	11,399	14.4%	Yes
					Miller	Elizabeth B. "Liz"	Incumbent	Yes	7	1,560	11,399	13.7%	No
					Wheeler	Carol D.	Incumbent	Yes	7	1,422	11,399	12.5%	No
					Roberts	Derrell K.	Non-Profit Executive Director	No	7	1,228	11,399	10.8%	No
					Coleman	Vern L.	Incumbent	Yes	7	1,131	11,399	9.9%	No
		River Delta Unified ⁷⁵	5	Full	Fernandez	Alicia	Deputy Inspector General	No	2	776	1,404	55.3%	Yes
					Snook	Terri	Incumbent	Yes	2	624	1,404	44.4%	No
		Sacramento City Unified		Full	Grimes	Roy	Incumbent	Yes	6	35,672	153,342	23.3%	Yes
					Bell	Ellyne	Educator/Social Worker	No	6	32,406	153,342	21.1%	Yes
					Houseman	Jerry P.	Incumbent	Yes	6	30,192	153,342	19.7%	Yes
					Bowler	Bernard	Education Commissioner/Businessman	No	6	29,629	153,342	19.3%	No
					Ganchenko	Alex	Parent/Business Owner	No	6	16,005	153,342	10.4%	No
					Stanhope	Rodney E.	Project Manager	No	6	9,097	153,342	5.9%	No
		San Joaquin Delta Community College ⁷⁶	4	Full	Serna	Maria Elena	Trustee, San Joaquin Delta CCD	Yes	2	4,485	6,257	71.7%	Yes
					Munro	Karen	Cable Television Executive	No	2	1,759	6,257	28.1%	No
			7	Full	Simas	Ted	Trustee, San Joaquin Delta CCD	Yes	2	3,221	6,072	53.0%	Yes
					Schmiedt	Stephen A.	Farmer/Businessman	No	2	2,842	6,072	46.8%	No

⁷⁴Multi-county school district. Results for Placer county are reported separately.

⁷⁵Multi-county school district. Results for Solano and Yolo counties are reported separately.

⁷⁶Multi-county school district. Results for Alameda, Calaveras, San Joaquin and Solano counties are reported separately.

TABLE 2.1 VOTE TOTALS FOR SCHOOL DISTRICT BOARD CANDIDATES BY COUNTY AND ELECTION DATE, 2006

COUNTY	DATE	SCHOOL DISTRICT	DIS- TRICT/ SEAT	TERM OF OFFICE	CANDIDATE'S LAST NAME	CANDIDATE'S FIRST NAME	CANDIDATE'S BALLOT DESIGNATION	IN- CUM BENT	NUMBER OF CAN- DIDATES	VOTES FOR CAN- DIDATE	TOTAL VOTES CAST ¹	PER- CENT OF VOTE	ELECTED
SACRAMENTO (continued)	11/7/2006	San Juan Unified		Full	Paulo	Greg A.	Retired Teacher	No	8	37,573	142,395	26.4%	Yes
					Masuoka	Larry	Family Dentistry	No	8	37,008	142,395	26.0%	Yes
					Werve	Estelle	School Board Member	Yes	8	21,884	142,395	15.4%	No
					Davis	Calvin L.	Nurse/Educator	No	8	12,125	142,395	8.5%	No
					Bondar	Galina	Registered Nurse	No	8	10,271	142,395	7.2%	No
					Kirby	Eddie	Entrepreneur	No	8	10,221	142,395	7.2%	No
					Morello	Amanda S.	Homemaker/Photographer	No	8	8,603	142,395	6.0%	No
					Filipskiy	Svetlana "Lana"	Parent/Nurse	No	8	4,490	142,395	3.2%	No
		Sierra Joint Community College ⁷⁷	5	Full	Royer	Lamont	Retired College Controller	No	5	1,825	6,877	26.5%	Yes
					Martin	Bill	Retired Business Executive	No	5	1,774	6,877	25.8%	No
					Diggs	Edward	College Student	No	5	1,484	6,877	21.6%	No
					Kirby	William "Bill"	Physician/Surgeon	No	5	1,303	6,877	18.9%	No
					Cannedy	Sunday	Cosmetology Instructor/Educator	No	5	479	6,877	7.0%	No
			6	Full	Palmer	Nancy B.	Sierra College Trustee	Yes	2	4,246	6,375	66.6%	Yes
					Harmon	Martin	Business Executive	No	2	2,110	6,375	33.1%	No
SAN BENITO	11/7/2006	Aromas/San Juan Unified ⁷⁸		Full	Fiori	Louis	Parent	No	3	844	2,431	34.7%	Yes
					Quaid	Robert	Businessman	No	3	795	2,431	32.7%	Yes
					Hancock	Jeff	Incumbent	Yes	3	792	2,431	32.6%	No
		Coalinga/Huron Unified ⁷⁹	2	Full	Griffin	Paul A.	Physician	No	3	1	1	100.0%	Yes
					Hosman	Steven H.	Maintenance Supervisor	No	3	0	1	0.0%	No
					Witt	Deborah	Incumbent	Yes	3	0	1	0.0%	No
		Gavilan Joint Community College ⁸⁰	3	Full	Child	Kent L.	Appointed Incumbent	No	5	4,654	18,785	24.8%	Yes
					Robinson	Elvira	Incumbent	Yes	5	4,010	18,785	21.3%	Yes
					Brown	Dee	Educator/Realtor	No	5	3,975	18,785	21.2%	No
					Jones	Reba M.	Retired Educator	No	5	3,233	18,785	17.2%	No
					De La Cruz	Angie	Parent	No	5	2,913	18,785	15.5%	No
		North County Joint Union ⁸¹		Full	Lomanto	Krystal	Incumbent	Yes	4	508	1,440	35.3%	Yes
					King	Cindy	Parent/Homemaker	No	4	415	1,440	28.8%	Yes
					Castello	Michael	Parent/Farmer	No	4	308	1,440	21.4%	No
					Cabrera	Christie	Parent	No	4	209	1,440	14.5%	No

⁷⁷Multi-county school district. Results for El Dorado, Nevada and Placer counties are reported separately.⁷⁸Multi-county school district. Results for Monterey and Santa Cruz counties are reported separately.⁷⁹Multi-county school district. Results for Fresno and Monterey counties are reported separately.⁸⁰Multi-county school district. Results for Santa Clara county are reported separately.⁸¹Multi-county school district. Results for Santa Clara county are reported separately.

TABLE 2.1 VOTE TOTALS FOR SCHOOL DISTRICT BOARD CANDIDATES BY COUNTY AND ELECTION DATE, 2006

COUNTY	DATE	SCHOOL DISTRICT	DISTRICT/ SEAT	TERM OF OFFICE	CANDIDATE'S LAST NAME	CANDIDATE'S FIRST NAME	CANDIDATE'S BALLOT DESIGNATION	IN- CUM BENT	NUMBER OF CAN- DIDATES	VOTES FOR CAN- DIDATE	TOTAL VOTES CAST ¹	PER- CENT OF VOTE	ELECTED
SAN BENITO (continued)	11/7/2006	San Benito High ⁶²		Full	Tiffany	Bill	Incumbent	Yes	7	5,479	24,356	22.5%	Yes
					Encinias	Mary	Retired Teacher	No	7	4,618	24,356	19.0%	Yes
					De Lay	Steve	Retired Educator	No	7	4,602	24,356	18.9%	Yes
					Hill	Terry D.	Parent/Citizen	No	7	2,834	24,356	11.6%	No
					Joseph	Jan M.	Incumbent	Yes	7	2,693	24,356	11.1%	No
					Bernosky	Robert E.	Chief Financial Officer	No	7	2,310	24,356	9.5%	No
					Golden	Ardyss A.	Pastor	No	7	1,820	24,356	7.5%	No
		Willow Grove Union Elementary		Full	Greenwald-Aldrich	Carole	Incumbent	Yes	3	99	222	44.6%	Yes
					Van Order	Joe	Ranch Manager	No	3	90	222	40.5%	Yes
					Bettencourt	Manuel J.	Incumbent	Yes	3	33	222	14.9%	No
SAN BERNARDINO	11/7/2006	Apple Valley Unified		Full	Lawrence	Lisa	Peace Officer/Captain	No	8	7,063	42,132	16.8%	Yes
					So	Wilson F.	Incumbent	Yes	8	6,000	42,132	14.2%	Yes
					Sauers	Richard L.	Retired Educator	No	8	5,817	42,132	13.8%	Yes
					Curtis	Ned R.	Retired Teacher	No	8	5,539	42,132	13.1%	No
					Anderson	Anita M.	Educator	No	8	5,352	42,132	12.7%	No
					Jackson	Rita	Educator	No	8	4,815	42,132	11.4%	No
					Bell	Regina	Marketing Consultant	No	8	4,565	42,132	10.8%	No
					Kibby	Gil	Registered Nurse	No	8	2,905	42,132	6.9%	No
		Chino Valley Unified		Full	Klein	Bill	Incumbent	Yes	7	11,654	51,444	22.7%	Yes
					Orozco	Sylvia Cervantez	Tax Preparer/Notary	No	7	10,728	51,444	20.9%	Yes
					Pruitt, Jr.	John H.	Incumbent	Yes	7	10,512	51,444	20.4%	No
					Black	David A.	No Ballot Designation	No	7	7,769	51,444	15.1%	No
					Moore	Shirley	Consultant/Mediator	No	7	4,415	51,444	8.6%	No
					Aguilar, Jr.	Silverio "Silver"	Plant Engineering Worker	No	7	3,892	51,444	7.6%	No
					Ambriz	Rosie	Political Consultant	No	7	2,391	51,444	4.6%	No
		Fontana Unified		Full	Ramos	Julie	Community Volunteer	No	10	5,400	39,857	13.5%	Yes
					Hawthorn	Gus	Incumbent	Yes	10	5,002	39,857	12.5%	Yes
					Mancha	Laura Abernathy	Incumbent	Yes	10	4,830	39,857	12.1%	Yes
					Bravo	Carlos D.	Financial Services Executive	No	10	4,572	39,857	11.5%	No
					Sandoval	Jesus Jesse	Park Maintenance Supervisor	No	10	4,432	39,857	11.1%	No
					Tahan	Michael	Small Business Owner	No	10	3,861	39,857	9.7%	No
					Ruble	Wayne	Incumbent	Yes	10	3,830	39,857	9.6%	No
					James	Emory B.	Pastor	No	10	3,642	39,857	9.1%	No
					Tunney	Bill	Retired	No	10	2,504	39,857	6.3%	No
					Kovach, Sr.	Gary	Retired Maintenance Supervisor	No	10	1,732	39,857	4.3%	No

TABLE 2.1 VOTE TOTALS FOR SCHOOL DISTRICT BOARD CANDIDATES BY COUNTY AND ELECTION DATE, 2006

COUNTY	DATE	SCHOOL DISTRICT	DIS- TRICT/ SEAT	TERM OF OFFICE	CANDIDATE'S LAST NAME	CANDIDATE'S FIRST NAME	CANDIDATE'S BALLOT DESIGNATION	IN- CUM BENT	NUMBER OF CAN- DIDATES	VOTES FOR CAN- DIDATE	TOTAL VOTES CAST ¹	PER- CENT OF VOTE	ELECTED
⁸² Multi-county school district. Results for Santa Clara county are reported separately.													
SAN BERNARDINO (continued)	11/7/2006	Helendale Elementary		Full	Schneider	Barbara V.	Budget/Supply Tech	No	5	857	3,731	23.0%	Yes
					Hoover	James	Radar Research Engineer	No	5	764	3,731	20.5%	Yes
					Woolard	Colleen	Homemaker	No	5	751	3,731	20.1%	Yes
					Sonneborn	John G.	Incumbent	Yes	5	746	3,731	20.0%	No
					Leonardi	Stephen M.	Technical Training Specialist	No	5	605	3,731	16.2%	No
		Hesperia Unified		Full	Kirk	Robert F.	Teacher/Educator	No	6	8,057	35,902	22.4%	Yes
					Black	A. Hardy	Teacher/Counselor	No	6	6,964	35,902	19.4%	Yes
					Rogers	Ella M. "Lee"	Teacher/Educator	No	6	5,946	35,902	16.6%	Yes
					Swanson	Eric	Board Member, Hesperia School District	Yes	6	5,259	35,902	14.6%	No
					Richardson	Ellen K.	Homemaker	No	6	5,203	35,902	14.5%	No
					Gogley	Nellie	Homemaker/Board Member	No	6	4,409	35,902	12.3%	No
		Lucerne Valley Unified		Full	Reyes	Theresa A.	Incumbent	Yes	5	810	3,232	25.1%	Yes
					Risler	Bryn	Incumbent	Yes	5	703	3,232	21.8%	Yes
					Morgan	Jean	Incumbent	Yes	5	625	3,232	19.3%	Yes
					Herdman	Gary E.	Educator	No	5	565	3,232	17.5%	No
					Shank	John M.	Business Owner	No	5	520	3,232	16.1%	No
		Muroc Joint Unified ⁸³	2C	Short	Hall	Monica	Secretary	No	3	3	5	60.0%	Yes
					Higgins	Jason T.	Training Development Manager	No	3	2	5	40.0%	No
					Tucker	Michelle Z.	Adjunct Professor	No	3	0	5	0.0%	No
		Redlands Unified		Full	Holohan	Patty S.	Parent/Business Owner	No	4	16,161	44,747	36.1%	Yes
					West	Donna	Incumbent	Yes	4	15,906	44,747	35.5%	Yes
					Isaac	Amos	Educator/Diversity Consultant	No	4	7,507	44,747	16.8%	No
					Sanchez, Jr.	Lupe R.	Driver Trainer	No	4	5,081	44,747	11.4%	No
		Rialto Unified		Full	Gilbert	Joanne T.	Teacher/Educator	No	4	9,011	22,419	40.2%	Yes
					Kazalunas	John R.	Psychologist/University Professor	No	4	5,255	22,419	23.4%	Yes
					Jackson	Corey	Legislator's Field Representative	No	4	4,429	22,419	19.8%	No
					Garcia, Jr.	Alfonso	Business Owner	No	4	3,646	22,419	16.3%	No
		Rim of the World Unified	1	Full	Markovich	Peter "Scott"	Contractor/Developer	No	2	4,707	8,633	54.5%	Yes
					Nelson	Chuck	Incumbent	Yes	2	3,900	8,633	45.2%	No
			2	Full	Erlanger	David K.	Business Owner	No	3	3,398	8,534	39.8%	Yes
					St. John	Jane	Incumbent	Yes	3	3,301	8,534	38.7%	No
					Gomez	Elizabeth J.	High School Teacher	No	3	1,802	8,534	21.1%	No

⁸³Multi-county school district. Results for Kern county are reported separately.

TABLE 2.1 VOTE TOTALS FOR SCHOOL DISTRICT BOARD CANDIDATES BY COUNTY AND ELECTION DATE, 2006

COUNTY	DATE	SCHOOL DISTRICT	DIS- TRICT/ SEAT	TERM OF OFFICE	CANDIDATE'S LAST NAME	CANDIDATE'S FIRST NAME	CANDIDATE'S BALLOT DESIGNATION	IN- CUM BENT	NUMBER OF CAN- DIDATES	VOTES FOR CAN- DIDATE	TOTAL VOTES CAST ¹	PER- CENT OF VOTE	ELECTED
SAN BERNARDINO (continued)	11/7/2006	San Bernardino City Unified		Full	Savage	Lynda K.	Incumbent	Yes	8	13,883	93,755	14.8%	Yes
					Parra	Teresa	Incumbent	Yes	8	13,523	93,755	14.4%	Yes
					Ayala	Louise A.	Retired Teacher	No	8	13,518	93,755	14.4%	Yes
					Valdez	Elsa O.	Incumbent	Yes	8	11,948	93,755	12.7%	Yes
					Dupre, Sr.	Antonio F.	Incumbent	Yes	8	11,790	93,755	12.6%	No
					Jacobs	Amanda	Substitute Teacher	No	8	11,600	93,755	12.4%	No
					Turner	Joseph	Legislator's Field Representative	No	8	10,242	93,755	10.9%	No
					Early	Rhonda M.	Registered Medical Sonographer	No	8	7,064	93,755	7.5%	No
		San Bernardino Co. Office of Education	A	Full	Sumpter	Mark A.	Retired School Superintendent	No	2	37,181	66,209	56.2%	Yes
					Gomez	Michael R.	Educator/Teacher	No	2	28,677	66,209	43.3%	No
			D	Full	Navarro	Gil	Education Advocate	No	3	17,837	41,581	42.9%	Yes
					Miller	John Preston	Incumbent	Yes	3	15,861	41,581	38.1%	No
		Sierra Sands Unified ⁸⁴	2	Full	Ashley	Alexis	Management Consultant	No	3	7,686	41,581	18.5%	No
					Rockwell	Kurt D.	Project Manager	No	4	52	184	28.3%	Yes
					Covert	Amy	Incumbent	Yes	4	46	184	25.0%	Yes
					Farris	Bill	Incumbent	Yes	4	43	184	23.4%	No
		Silver Valley Unified	1	Full	Pearl	Tom	Incumbent	Yes	4	43	184	23.4%	No
					McKee	Lynn A.	Motel Business Owner	No	3	587	1,478	39.7%	Yes
					Stewart	Frank "Mike"	Concept Development Manager	No	3	564	1,478	38.2%	Yes
					Enderle-Zuelke	Tara O.	Dispatcher	No	3	311	1,478	21.0%	No
			2	Full	Lingren	Linda M.	SVUSD Governing Board Member	Yes	2	622	1,002	62.1%	Yes
					Royalty	Rhonda C.	ATV Instructor	No	2	372	1,002	37.1%	No
		Snowline Joint Unified ⁸⁵		Full	Lafever	Karie	Incumbent	Yes	7	3,440	18,243	18.9%	Yes
					McEwen	Debbie A.	Incumbent	Yes	7	3,371	18,243	18.5%	Yes
					Patterson	Michael G.	Incumbent	Yes	7	2,874	18,243	15.8%	Yes
					Conrad	Edward D.	Retired Principal	No	7	2,562	18,243	14.0%	No
					Behringer	Christina	Instructional Aide	No	7	2,172	18,243	11.9%	No
					Brandon	Alex	Non-Profit Director	No	7	1,919	18,243	10.5%	No
					Tuck, Jr.	William L.	Self Employed Gardener	No	7	1,864	18,243	10.2%	No
		Victor Elementary		Full	Elder	Gary	Teacher	No	5	6,142	26,581	23.1%	Yes
					Morgan	Karen S.	Incumbent	Yes	5	5,914	26,581	22.2%	Yes
					Hauk	Timothy G.	Teacher	No	5	5,720	26,581	21.5%	Yes
					Moran	Ernie	Incumbent	Yes	5	4,453	26,581	16.8%	No
					Worle	Monte G.	Incumbent	Yes	5	4,242	26,581	16.0%	No

⁸⁴Multi-county school district. Results for Kern county are reported separately.

TABLE 2.1 VOTE TOTALS FOR SCHOOL DISTRICT BOARD CANDIDATES BY COUNTY AND ELECTION DATE, 2006

COUNTY	DATE	SCHOOL DISTRICT	DIS- TRICT/ SEAT	TERM OF OFFICE	CANDIDATE'S LAST NAME	CANDIDATE'S FIRST NAME	CANDIDATE'S BALLOT DESIGNATION	IN- CUM BENT	NUMBER OF CAN- DIDATES	VOTES FOR CAN- DIDATE	TOTAL VOTES CAST ¹	PER- CENT OF VOTE	ELECTED
⁸⁵ Multi-county school district. Results for Los Angeles county are reported separately.													
SAN BERNARDINO (continued)	11/7/2006	Victor Valley Union High		Full	Diaz	Felix G.	Retired Teacher	No	7	8,093	42,769	18.9%	Yes
					Larson	Ken	School Administrator	No	7	7,010	42,769	16.4%	Yes
					Tan	Pam	Teacher/Business Owner	No	7	5,870	42,769	13.7%	Yes
					Boyer	Sharon L.	Businesswoman	No	7	5,605	42,769	13.1%	No
					Cordero	John A.	VVUHSD Governing Board Member	Yes	7	5,585	42,769	13.1%	No
					Dew	Barbara James	Incumbent	Yes	7	5,479	42,769	12.8%	No
					Dutter	Annette	Businesswoman	No	7	4,986	42,769	11.7%	No
SAN DIEGO	6/6/2006	San Diego City Unified	B	Full	Nakamura	Katherine	Parent/School Board Trustee	Yes	4	12,685	32,030	39.6%	Yes
					McSweeney	Michael "Mike"	Small Business Owner/Parent	No	4	10,720	32,030	33.5%	No
					Wilson	Jim	Retired Educational Administrator	No	4	5,970	32,030	18.6%	No
					Marcus	Martin	Substitute School Teacher	No	4	2,655	32,030	8.3%	No
		San Diego Community College	C	Full	De Beck	John	Retired Teacher	Yes	1	26,780	26,780	100.0%	Yes
					Senour	Maria Nieto	University Professor/Trustee	Yes	2	20,982	29,497	71.1%	Yes
					Smiechowski	Daniel "Danny"	Teacher/Columnist/Caregiver	No	2	8,515	29,497	28.9%	No
					Grosch	Rich	Teacher/College Trustee	Yes	3	16,914	25,340	66.7%	Yes
					Hollingworth	Andy	Credit Union Manager	No	3	6,118	25,340	24.1%	No
					Van Susteren	Adam	Attorney	No	3	2,308	25,340	9.1%	No
		San Diego County Office of Education	E	Full	Zschesche	Peter	Trustee, San Diego CCD	Yes	1	11,108	11,108	100.0%	Yes
					Jones	Sharon	Appointed Incumbent	No	2	39,704	67,087	59.2%	Yes
					Winet	Rick	Governing Board President	No	2	27,383	67,087	40.8%	No
			5	Full	Hartley	Susan	Mbr, County Board of Education	Yes	2	64,305	92,105	69.8%	Yes
					Felien	Gary	Financial Analyst Investor	No	2	27,800	92,105	30.2%	No
	11/7/2006	Alpine Union Elementary		Full	Barr	Scott L.	Board Member, Alpine USD	Yes	7	2,376	12,366	19.2%	Yes
					Henke	Gina C.	Teacher and Parent	No	7	2,256	12,366	18.2%	Yes
					Wray	Eric	School Volunteer/Parent	No	7	1,939	12,366	15.7%	Yes
					Weaver	Bill	Community Volunteer	No	7	1,786	12,366	14.4%	No
					Russo	Louis	Educator/Administrator	No	7	1,613	12,366	13.0%	No
					Schumsky	Matt	Businessman/Educator/Realtor	No	7	1,252	12,366	10.1%	No
					Taylor	Chuck	Journalist/Retired Businessman	No	7	1,144	12,366	9.3%	No
		Bonsall Union Elementary		Full	Coen	Timothy J.	Physician	Yes	6	1,630	8,699	18.7%	Yes
					Riddle	Lou	Incumbent	Yes	6	1,596	8,699	18.3%	Yes
					Turner	Robert M.	Incumbent	Yes	6	1,525	8,699	17.5%	Yes
					Bryant	Bill	Businessman	No	6	1,503	8,699	17.3%	No
					Cwiklinski	Wendy	Parent/Educator	No	6	1,501	8,699	17.3%	No
					Way	Keith	Computer Engineer	No	6	944	8,699	10.9%	No

TABLE 2.1 VOTE TOTALS FOR SCHOOL DISTRICT BOARD CANDIDATES BY COUNTY AND ELECTION DATE, 2006

COUNTY	DATE	SCHOOL DISTRICT	DIS- TRICT/ SEAT	TERM OF OFFICE	CANDIDATE'S LAST NAME	CANDIDATE'S FIRST NAME	CANDIDATE'S BALLOT DESIGNATION	IN- CUM BENT	NUMBER OF CAN- DIDATES	VOTES FOR CAN- DIDATE	TOTAL VOTES CAST ¹	PER- CENT OF VOTE	ELECTED
SAN DIEGO (continued)	11/7/2006	Cajon Valley Union Elementary		Full	Barto	Jill D.	Board Member, Cajon Valley USD	Yes	4	18,698	58,107	32.2%	Yes
					Saben	Marsha L.	Board Member, Cajon Valley USD	Yes	4	18,494	58,107	31.8%	Yes
					Alfano	Jane Cruz	Incumbent	Yes	4	15,447	58,107	26.6%	Yes
					Butres	Bushra "Nissou"	Loan Mortgage Consultant	No	4	5,468	58,107	9.4%	No
		Carlsbad Unified		Full	Rodman	Lisa	Incumbent	Yes	4	11,837	44,686	26.5%	Yes
					Pappas	Nicole	Incumbent	Yes	4	11,664	44,686	26.1%	Yes
					Tanner	Mark	Board Trustee	Yes	4	11,416	44,686	25.5%	Yes
					Lewis	Josephine E.	Lawyer/Parent	No	4	9,769	44,686	21.9%	No
		Chula Vista Elementary	1	Full	Lopez	Bertha J.	Gov Brd Mbr, Chula Vista Elementary SD	Yes	3	27,318	44,525	61.4%	Yes
					Mathes	Perry L.	Cardiovascular Engineer	No	3	9,690	44,525	21.8%	No
					Arce	Tamara L.	Community Volunteer	No	3	7,517	44,525	16.9%	No
			3	Full	Smith	Pamela B.	Gov Brd Mbr, Chula Vista Elementary SD	Yes	4	21,663	44,070	49.2%	Yes
					Coronado	Russell Y.	Educator/Parent/Principal	No	4	14,722	44,070	33.4%	No
					Starr	Felicia D.	E.R. Secretary/Student	No	4	3,947	44,070	9.0%	No
					Howard	Willard "Doc"	VA Travel Coordinator	No	4	3,738	44,070	8.5%	No
			5	Full	Cunningham	Larry E.	Chula Vista Elementary SD	Yes	3	25,367	44,985	56.4%	Yes
					Salazar	Norberto P.	Teacher/Parent	No	3	12,298	44,985	27.3%	No
					Yagyagan	Steven A.	Bank Manager/Parent	No	3	7,320	44,985	16.3%	No
		Dehesa Elementary		Full	Huskey	Chuck	Incumbent	Yes	5	366	1,456	25.1%	Yes
					Ruiz	Nubia	Educator/Community Volunteer	No	5	332	1,456	22.8%	Yes
					White	Cynthia	Incumbent	Yes	5	263	1,456	18.1%	Yes
					Dillard	Pamela	Benefits Consultant	No	5	253	1,456	17.4%	No
					Pike	Kimberly	Occupational Safety Instructor	No	5	242	1,456	16.6%	No
		Del Mar Union Elementary		Full	Easton	Annette	Trustee, Del Mar Union SD	Yes	5	5,957	23,971	24.9%	Yes
					McDowell	Steven	Financial Officer/Parent	No	5	5,404	23,971	22.5%	Yes
					White	Katherine D.	Retired Executive/Parent	No	5	4,970	23,971	20.7%	Yes
					Myers	Barbara	School Board President	Yes	5	4,228	23,971	17.6%	No
					Murphy	Martha	Community Volunteer	No	5	3,412	23,971	14.2%	No
		Encinitas Union Elementary		Full	Regan	Cathy	Teacher	Yes	7	10,262	50,389	20.4%	Yes
					Strich	Marla W.	Incumbent	Yes	7	9,561	50,389	19.0%	Yes
					Parker	William A.	Incumbent	Yes	7	9,355	50,389	18.6%	Yes
					Bishop	Bruce	Teacher/College Administrator	No	7	6,810	50,389	13.5%	No
					Muir	Maureen "Mo"	Parent/Business Person	No	7	6,699	50,389	13.3%	No
					Vitenson	Nina	Parent/Business Woman	No	7	4,759	50,389	9.4%	No

TABLE 2.1 VOTE TOTALS FOR SCHOOL DISTRICT BOARD CANDIDATES BY COUNTY AND ELECTION DATE, 2006

COUNTY	DATE	SCHOOL DISTRICT	DIS- TRICT/ SEAT	TERM OF OFFICE	CANDIDATE'S LAST NAME	CANDIDATE'S FIRST NAME	CANDIDATE'S BALLOT DESIGNATION	IN- CUM BENT	NUMBER OF CAN- DIDATES	VOTES FOR CAN- DIDATE	TOTAL VOTES CAST¹	PER- CENT OF VOTE	ELECTED
					Rendler	Kim	Parent	No	7	2,943	50,389	5.8%	No
SAN DIEGO (continued)	11/7/2006	Escondido Union Elementary		Short	Gilbert	Marv	Apptd Board Member, Escondido USD	No	2	20,544	26,650	77.1%	Yes
					Fragozo	Jose M.	Electrical/Electronics Technician	No	2	6,106	26,650	22.9%	No
		Escondido Union High		Full	Petersen	Jon	Board Member/Educator	Yes	6	15,812	69,055	22.9%	Yes
					Pope	Tina	Appointed School Board Trustee	No	6	15,404	69,055	22.3%	Yes
					Grosso	Pam	Board Member	Yes	6	14,623	69,055	21.2%	Yes
					Dabasinskaskas	Sandra "Sandy"	Retired	No	6	8,177	69,055	11.8%	No
					Putnam	Carolyn	Community Volunteer	No	6	7,858	69,055	11.4%	No
					Bowman	Tania	Public Interest Lawyer	No	6	7,181	69,055	10.4%	No
		Fallbrook Union Elementary		Full	Rusnell	Patrick	Retired Teacher	No	4	6,739	22,255	30.3%	Yes
					De Jong	Patty	Incumbent	Yes	4	6,401	22,255	28.8%	Yes
					Bernier	Maurice	Incumbent	Yes	4	5,724	22,255	25.7%	Yes
					Lopez	Abelino G.	Businessman	No	4	3,391	22,255	15.2%	No
		Fallbrook Union High		Full	O'Connor	Bill	Teacher	No	5	10,175	38,244	26.6%	Yes
					Steffler	Marc	Education Administrator	No	5	9,260	38,244	24.2%	Yes
					Schulte	Michael A.	Corporate Operations Director	No	5	8,896	38,244	23.3%	Yes
					Hutcherson	Jim	Board Member, Fallbrook UHSD	Yes	5	5,389	38,244	14.1%	No
					White	Fran	Incumbent	Yes	5	4,524	38,244	11.8%	No
		Grossmont-Cuyamaca Cmty. College	1	Full	Weeks	Deanna	Governing Board President	Yes	4	39,522	94,994	41.6%	Yes
					Rosinski	Mary Kay	Teacher/Career Educator	No	4	34,712	94,994	36.5%	No
					Sauter	Donald	Retired Educator/Minister	No	4	14,722	94,994	15.5%	No
					Bakeer	Emad	Board Member, CPA	No	4	6,038	94,994	6.4%	No
			2	Full	Alexander	Rick	Board Mbr, Grossmont-Cuyamaca CCD	Yes	4	45,254	93,183	48.6%	Yes
					Octon	Larry	Community College Instructor	No	4	26,859	93,183	28.8%	No
					Alexander	Barbara	Private School Administrator	No	4	16,189	93,183	17.4%	No
					Alkhafaji	Rafah	Student	No	4	4,881	93,183	5.2%	No
			3	Short	Garrett	Bill	Apptd Inc, Grossmont-Cuyamaca CCD	No	2	48,066	91,397	52.6%	Yes
					Odunn	Shannon Anne	College Professor/Administrator	No	2	43,331	91,397	47.4%	No
			5	Full	Barr	Greg	Professional Educator/Teacher	No	3	50,508	91,899	55.0%	Yes
					Somo	Arkan	Small Business Owner	No	3	28,316	91,899	30.8%	No
					Cioffi	Scott	Private School Administrator	No	3	13,075	91,899	14.2%	No

TABLE 2.1 VOTE TOTALS FOR SCHOOL DISTRICT BOARD CANDIDATES BY COUNTY AND ELECTION DATE, 2006

COUNTY	DATE	SCHOOL DISTRICT	DIS- TRICT/ SEAT	TERM OF OFFICE	CANDIDATE'S LAST NAME	CANDIDATE'S FIRST NAME	CANDIDATE'S BALLOT DESIGNATION	IN- CUM BENT	NUMBER OF CAN- DIDATES	VOTES FOR CAN- DIDATE	TOTAL VOTES CAST ¹	PER- CENT OF VOTE	ELECTED
SAN DIEGO (continued)	11/7/2006	Grossmont Union High		Full	Kelly	Jim	Gov Board Member, Grossmont UHSD	Yes	6	44,802	234,053	19.1%	Yes
					Hoy	Richard "Dick"	Retired Teacher	No	6	42,711	234,053	18.2%	Yes
					Shield	Robert	Classroom Teacher	No	6	40,214	234,053	17.2%	Yes
					Sobel	Ken	Parent/Business Attorney	No	6	38,405	234,053	16.4%	No
					Groce	Shari L.	Aerospace Engineer/Manager	No	6	37,317	234,053	15.9%	No
					Sundstrom	Andrew	Parent/School Operations	No	6	30,604	234,053	13.1%	No
		Jamul-Dulzura Union Elementary		Full	Birren	Jeff	Parent/Business Owner	No	4	1,669	5,914	28.2%	Yes
					Spurgeon	Marcia	Business Owner	Yes	4	1,566	5,914	26.5%	Yes
					Hoffmann	Cyndy	Incumbent	Yes	4	1,515	5,914	25.6%	Yes
					Dowling	Jim	Business Owner/Contractor	No	4	1,164	5,914	19.7%	No
		La Mesa-Spring Valley		Full	Halgren	Penny	Member, La Mesa-Spring Valley SD	Yes	4	20,475	65,039	31.5%	Yes
					Duff	Bob	Member, La Mesa-Spring Valley SD	Yes	4	18,364	65,039	28.2%	Yes
					Winet	Rick	Member, La Mesa-Spring Valley SD	Yes	4	16,256	65,039	25.0%	Yes
					Lee	Andrew	Computer Software Developer	No	4	9,944	65,039	15.3%	No
		Lakeside Union Elementary ⁸⁶		Full	Hilliker	Harold	Incumbent	Yes	8	6,101	24,475	24.9%	Yes
					Howe	Kevin	Retired Firefighter	Yes	8	4,560	24,475	18.6%	Yes
					La Chappa	Bonnie	Parent/Tribal Leader	No	8	4,039	24,475	16.5%	Yes
					Cook	Gelia	Incumbent	Yes	8	3,705	24,475	15.1%	No
					Ninteman	Tina	Businessowner/Program Manager	No	8	2,641	24,475	10.8%	No
					Hildreth	C. Keith	Public School Employee	No	8	2,159	24,475	8.8%	No
					Leon	Julio Estrada	Construction Handyman/Parent	No	8	806	24,475	3.3%	No
					Alkhafaji	Rafah	Student	No	8	464	24,475	1.9%	No
		Lemon Grove Elementary		Full	Gastil	George	Lemon Grove School Board Member	Yes	4	4,317	12,729	33.9%	Yes
					Dexter	Katie	Incumbent	Yes	4	3,307	12,729	26.0%	Yes
					Shaw	Timothy	Incumbent	Yes	4	3,220	12,729	25.3%	Yes
					Lilly, Jr.	Ardess	Retired Public Administrator	No	4	1,885	12,729	14.8%	No
		Mira Costa Community College	7	Full	Strattan	Judy	Retired College President	No	2	45,808	76,452	59.9%	Yes
					Holloway	Henry	Incumbent	Yes	2	30,644	76,452	40.1%	No
		Mountain Empire Unified	1	Full	Kamper	Fred	Parent/Educator	No	2	1,739	2,889	60.2%	Yes
					Davis	Ralph	Gaming Inspector	No	2	1,150	2,889	39.8%	No
			3	Full	Northcote	Kenneth	Trustee, Mountain Empire USD	Yes	2	1,702	2,965	57.4%	Yes
					Romero	Rob	Audio/Video Technician	No	2	1,263	2,965	42.6%	No
			4	Full	Buchanan	Beryl	Supervising Park Ranger	No	2	1,473	2,900	50.8%	Yes
					Stover	Holly	Substance Abuse Counselor	No	2	1,427	2,900	49.2%	No

TABLE 2.1 VOTE TOTALS FOR SCHOOL DISTRICT BOARD CANDIDATES BY COUNTY AND ELECTION DATE, 2006

COUNTY	DATE	SCHOOL DISTRICT	DIS- TRICT/ SEAT	TERM OF OFFICE	CANDIDATE'S LAST NAME	CANDIDATE'S FIRST NAME	CANDIDATE'S BALLOT DESIGNATION	IN- CUM BENT	NUMBER OF CAN- DIDATES	VOTES FOR CAN- DIDATE	TOTAL VOTES CAST ¹	PER- CENT OF VOTE	ELECTED
⁸⁶ Multi-county school district. Results for Kern county are reported separately.													
SAN DIEGO (continued)	11/7/2006	Mountain Empire Unified	5	Full	Nunez	Danny	Deputy Sheriff	No	3	1,408	2,952	47.7%	Yes
					Banks	Jim	Incumbent	Yes	3	1,176	2,952	39.8%	No
					Hedlun	Jan M.	Administrative Assistant	No	3	368	2,952	12.5%	No
		National Elementary		Full	Campbell	Anne L.	Governing Board Member, National SD	Yes	6	3,248	14,024	23.2%	Yes
					Alvarado	Rosalie "Rosie"	Incumbent	Yes	6	2,942	14,024	21.0%	Yes
					Graham	Alma Sarmiento	Business Owner	No	6	2,349	14,024	16.7%	Yes
					Clapper	Brian	Substance Abuse Counselor	No	6	2,209	14,024	15.8%	No
					Avalos	Barbara	Small Business Owner	No	6	1,818	14,024	13.0%	No
					Romo	Toni	Community Volunteer	No	6	1,458	14,024	10.4%	No
		Poway Unified		Full	Mangum	Jeff	Incumbent	Yes	6	28,973	114,712	25.3%	Yes
					Ranftle	Penny J.	Incumbent	Yes	6	26,942	114,712	23.5%	Yes
					Gutschow	Todd	Investor/Education Advocate	No	6	22,143	114,712	19.3%	Yes
					Zane	T. J.	Small Business Owner	No	6	14,943	114,712	13.0%	No
					Vigilia	Elmer Gonzales	Educator	No	6	12,537	114,712	10.9%	No
					Ramirez	John L.	Military Business Analyst	No	6	9,174	114,712	8.0%	No
		Ramona City Unified		Full	Stoody	Bob	Incumbent	Yes	10	4,275	25,697	16.6%	Yes
					Dohm	Rodger	Parent/Educator	No	10	3,823	25,697	14.9%	Yes
					Rivera	Luan B.	Incumbent	Yes	10	3,768	25,697	14.7%	Yes
					Jenkin	William Bill	Businessman	No	10	3,653	25,697	14.2%	No
					Cosentino	Dante	Incumbent	Yes	10	3,371	25,697	13.1%	No
					Maple	Mary Ellen	Accountant	No	10	2,297	25,697	8.9%	No
					Rajcic	John M.	Educator/Entrepreneur	No	10	1,734	25,697	6.7%	No
					Welch	Betsy	Curriculum Developer	No	10	1,335	25,697	5.2%	No
					Burke	Brent William	Steamfitter	No	10	813	25,697	3.2%	No
					Bargo	Brion G.	Wharfinger	No	10	628	25,697	2.4%	No
		Rancho Santa Fe Elementary		Full	Cheatham	Scot	Business Owner	No	4	1,347	4,141	32.5%	Yes
					Headapohl	Carlie	Finance Professional/Parent	No	4	1,076	4,141	26.0%	Yes
					Meyer	Jay	Commercial Pilot	No	4	884	4,141	21.3%	No
					Shillington	Audrey	Parent/Educator/Professor	No	4	834	4,141	20.1%	No
		San Diego City Unified	B	Full	Nakamura	Katherine	Parent/School Board Trustee	Yes	2	115,488	193,084	59.8%	Yes
					McSweeney	Michael "Mike"	Small Business Owner/Parent	No	2	77,596	193,084	40.2%	No
			C	Full	De Beck	John	Retired Teacher	Yes	1	166,718	166,718	100.0%	Yes

TABLE 2.1 VOTE TOTALS FOR SCHOOL DISTRICT BOARD CANDIDATES BY COUNTY AND ELECTION DATE, 2006

COUNTY	DATE	SCHOOL DISTRICT	DIS- TRICT/ SEAT	TERM OF OFFICE	CANDIDATE'S LAST NAME	CANDIDATE'S FIRST NAME	CANDIDATE'S BALLOT DESIGNATION	IN- CUM BENT	NUMBER OF CAN- DIDATES	VOTES FOR CAN- DIDATE	TOTAL VOTES CAST ¹	PER- CENT OF VOTE	ELECTED
SAN DIEGO (continued)	11/7/2006	San Diego Community College	A	Full	Senour	Maria Nieto	University Professor/Trustee	Yes	2	142,306	179,239	79.4%	Yes
					Smiechowski	Daniel "Danny"	Columnist/Caregiver	No	2	36,933	179,239	20.6%	No
			C	Full	Grosch	Rich	Teacher/College Trustee	Yes	2	125,259	177,679	70.5%	Yes
					Hollingworth	Andy	School Construction Administrator	No	2	52,420	177,679	29.5%	No
			E	Full	Zschiesche	Peter	Trustee, San Diego CCD	Yes	1	157,631	157,631	100.0%	Yes
		San Dieguito Union High		Full	Rich	Deanna "Dee"	Member, Gov Board San Dieguito UHSD	Yes	4	26,386	94,667	27.9%	Yes
					Groth	Barbara Switzer	Member, San Dieguito UHSD	Yes	4	26,383	94,667	27.9%	Yes
					Friedman	Linda	Trustee - San Dieguito UHSD	Yes	4	25,915	94,667	27.4%	Yes
					Cochrane	Stephen	University Professor	No	4	15,983	94,667	16.9%	No
		San Marcos Unified		Full	Garrett	Beckie	Parent/Educator	No	6	10,537	36,517	28.9%	Yes
					Jenkins	Sharon	Incumbent	Yes	6	10,443	36,517	28.6%	Yes
					Minnery	Cyndy	Realtor/Parent	No	6	5,782	36,517	15.8%	No
					Ulloa	Carlos "Charlie"	Public School Educator	No	6	4,373	36,517	12.0%	No
					Lendvai	Eric	Educational Software Engineer	No	6	2,746	36,517	7.5%	No
					Brock	Michael J.	School Facilities Consultant	No	6	2,636	36,517	7.2%	No
		San Ysidro Elementary		Full	Hernandez	Yolanda M.	Incumbent San Ysidro SD Governing Board	Yes	7	1,356	6,825	19.9%	Yes
					Lopez	Sandy	Member	Yes	7	1,253	6,825	18.4%	Yes
					Romero	Jean A.	Incumbent	Yes	7	1,209	6,825	17.7%	Yes
					Romero	Sonia	Emergency Services Secretary	No	7	1,070	6,825	15.7%	No
					Guadiana	Carol Yadira	No Ballot Designation	No	7	744	6,825	10.9%	No
					Gomez	Tim	Parent/Business Owner	No	7	691	6,825	10.1%	No
					Canillas	John J.	Educator	No	7	502	6,825	7.4%	No
		Santee Elementary	3	Full	Burns	Dustin	Member, Board of Education	Yes	2	8,657	13,468	64.3%	Yes
					Towle	James A.	Administrator System Engineer	No	2	4,811	13,468	35.7%	No
		South Bay Union Elementary		Full	Brown	Chris	Boardmember, South Bay Union SD	Yes	5	5,459	20,727	26.3%	Yes
					Aguilar	Elvia F.	Businessowner/Preschool Director	No	5	4,788	20,727	23.1%	Yes
					Jones	Althea F.	Board Member/Teacher	Yes	5	3,636	20,727	17.5%	Yes
					Gardner	Jan	Human Resources Manager	No	5	3,535	20,727	17.1%	No
					Saldana	Beth	School Bus Driver	No	5	3,309	20,727	16.0%	No
		Southwestern Community College	2	Full	Valladolid	Terri	Gov Board Mbr of Southwestern CCD	Yes	2	42,895	67,388	63.7%	Yes
					German	G. Michael	Deputy Attorney General	No	2	24,493	67,388	36.3%	No
			4	Full	Salcido	Yolanda	Trustee, Southwestern College	Yes	2	43,733	67,721	64.6%	Yes
					Sapien-Melchor	Rebecca R.	Educator/Curriculum Writer	No	2	23,988	67,721	35.4%	No
			5	Full	Dominguez	Jorge	Parent/Educator/Administrator	No	2	34,961	66,000	53.0%	Yes

TABLE 2.1 VOTE TOTALS FOR SCHOOL DISTRICT BOARD CANDIDATES BY COUNTY AND ELECTION DATE, 2006

COUNTY	DATE	SCHOOL DISTRICT	DIS- TRICT/ SEAT	TERM OF OFFICE	CANDIDATE'S LAST NAME	CANDIDATE'S FIRST NAME	CANDIDATE'S BALLOT DESIGNATION	IN- CUM BENT	NUMBER OF CAN- DIDATES	VOTES FOR CAN- DIDATE	TOTAL VOTES CAST¹	PER- CENT OF VOTE	ELECTED
					Aranda	Christine	Retired Educator	Yes	2	31,039	66,000	47.0%	No
SAN DIEGO (continued)	11/7/2006	Sweetwater Union High	1	Full	Cartmill	Jim	Gov Board Member, Sweetwater UHSD	Yes	2	39,947	64,980	61.5%	Yes
					Provencio	Lorenzo	Educator	No	2	25,033	64,980	38.5%	No
			3	Full	Sandoval	Greg R.	Sweetwater Union HSD Board Member	Yes	2	38,763	64,578	60.0%	Yes
					McAllister	Archie	Retired Navy/Educator	No	2	25,815	64,578	40.0%	No
			5	Full	Ricasa	Arlie	Boardmember, Sweetwater Union HSD	Yes	2	37,990	63,092	60.2%	Yes
					Herrera	Ed	Educator/Student	No	2	25,102	63,092	39.8%	No
		Vallecitos Elementary	Short		Smith	Kerri J.	Homemaker/Mother	No	2	308	481	64.0%	Yes
					Sliffe	John L.	Business Owner/Parent	No	2	173	481	36.0%	No
		Valley Center-Pauma Unified	Full		Johnson	Lori A.	Incumbent	Yes	5	4,149	16,595	25.0%	Yes
					Van Wyk	Henry P.	Incumbent	Yes	5	3,612	16,595	21.8%	Yes
					Dechairo	Douglas	Pediatrician	No	5	3,593	16,595	21.7%	Yes
					Rohrer	Barbara P.	Incumbent	Yes	5	2,710	16,595	16.3%	No
					Sowers	Johnny C.	Teacher	No	5	2,531	16,595	15.3%	No
		Vista Unified	Full		Gibson	Jim	Trustee, Vista Unified School District	Yes	6	14,438	55,986	25.8%	Yes
					Herrera	Carol Weise	Retired Principal	Yes	6	12,284	55,986	21.9%	Yes
					Anderson	Patty	Mother/College Teacher	No	6	11,886	55,986	21.2%	No
					Sanders	Michael W.	Retired Teacher	No	6	7,548	55,986	13.5%	No
					Campbell	Cody W.	Business Manager/Consultant	No	6	5,182	55,986	9.3%	No
					Jaka	Elizabeth	Community Volunteer	No	6	4,648	55,986	8.3%	No
		Warner Unified	Full		Doxey	Gene	Retired Educator	No	5	427	1,710	25.0%	Yes
					Bantz	David A.	Financial Advisor	No	5	365	1,710	21.3%	Yes
					McGill	Tammie Y.	Incumbent	Yes	5	331	1,710	19.4%	Yes
					Willat	Karen	Incumbent	Yes	5	315	1,710	18.4%	No
					Casteel	Cris	Community Volunteer	No	5	272	1,710	15.9%	No
SAN FRANCISCO	11/7/2006	San Francisco Community College	Full		Grier	Anita	Educator/Administrator	Yes	6	103,125	403,519	25.6%	Yes
					Wong	Lawrence	S.F. Community College Board Member	Yes	6	88,789	403,519	22.0%	Yes
					Rizzo	John	President, Environmental Non-Profit	No	6	68,440	403,519	17.0%	Yes
					Carter	Johnnie	Higher Education Policy Consultant	Yes	6	68,088	403,519	16.9%	No
					Wolfe	Bruce	Health Educator/Social Worker	No	6	51,343	403,519	12.7%	No
					Knadler	Johnny D.	Attorney	No	6	21,710	403,519	5.4%	No

TABLE 2.1 VOTE TOTALS FOR SCHOOL DISTRICT BOARD CANDIDATES BY COUNTY AND ELECTION DATE, 2006

COUNTY	DATE	SCHOOL DISTRICT	DIS- TRICT/ SEAT	TERM OF OFFICE	CANDIDATE'S LAST NAME	CANDIDATE'S FIRST NAME	CANDIDATE'S BALLOT DESIGNATION	IN- CUM BENT	NUMBER OF CAN- DIDATES	VOTES FOR CAN- DIDATE	TOTAL VOTES CAST ¹	PER- CENT OF VOTE	ELECTED
SAN FRANCISCO (continued)	11/7/2006	San Francisco Co. Office of Education		Full	Kim	Jane	Youth Education Director	No	15	66,728	471,419	14.2%	Yes
					Mendoza	Hydra	Parent/Education Advisor	No	15	61,214	471,419	13.0%	Yes
					Maufas	Kim-Shree	Public School Parent/Policy Analyst	No	15	51,689	471,419	11.0%	Yes
					Twomey	Bob	Parent/Non-Profit Administrator	No	15	48,716	471,419	10.3%	No
					Kelly	Dan	Pediatrician, Incumbent	Yes	15	46,821	471,419	9.9%	No
					Calloway	James M.	Teacher/Counselor/Administrator	No	15	33,643	471,419	7.1%	No
					Pang	Wilma	College Instructor	No	15	32,525	471,419	6.9%	No
					Fong	Bayard P.	Compliance Administrator/Parent	No	15	28,902	471,419	6.1%	No
					Knox	Kimberley "Kim"	Environmental Educator	No	15	23,617	471,419	5.0%	No
					Schulke	Roger E.	Chief Financial Officer Juvenile Civil Rights Advocate & Mediator	No	15	17,528	471,419	3.7%	No
					Khalif	Omar		No	15	15,126	471,419	3.2%	No
					Vela	Mauricio E.	Parent/Community Consultant	No	15	12,828	471,419	2.7%	No
					Whitmer	Boots	Public School Parent	No	15	12,593	471,419	2.7%	No
					Van Loon	Richard	Parent/Businessman	No	15	12,070	471,419	2.6%	No
					Britton	Joel	Industrial Worker, Retired	No	15	6,006	471,419	1.3%	No
SAN JOAQUIN	11/7/2006	Galt Joint Union High ⁸⁷		Full	Parker-Owning	Terry	Business Owner/Mother	No	9	708	3,683	19.2%	Yes
					Oelsner	Art	Business Owner	No	9	577	3,683	15.7%	Yes
					Maple	Patrick W.	Incumbent	Yes	9	400	3,683	10.9%	No
					Richardson	Dennis	Incumbent	Yes	9	400	3,683	10.9%	No
					Cox, Jr.	Ben	Incumbent	Yes	9	382	3,683	10.4%	No
					Santillan	Tom	Project Manager	No	9	348	3,683	9.4%	No
					Gillies	Sharon K.	Social Worker/Planner	No	9	344	3,683	9.3%	No
					Reidreynoso	Len	Lawyer, Financial Services	No	9	294	3,683	8.0%	No
					Maylum	Carrie	Realtor/Parent	No	9	230	3,683	6.2%	No
		Lincoln Unified		Full	Low	Everett L.	Lincoln Unified School District Trustee	Yes	6	6,549	28,304	23.1%	Yes
					Lenz	Susan H.	Appointed Incumbent	No	6	5,850	28,304	20.7%	Yes
					Bestolarides	Ted H.	Certified Public Accountant	No	6	5,287	28,304	18.7%	Yes
					To-Cowell	Van-Ha	Teacher	No	6	5,019	28,304	17.7%	No
					Klass	Charles	Pediatric Dentist	No	6	4,267	28,304	15.1%	No
					Conklin	George	Draftsperson	No	6	1,332	28,304	4.7%	No
		Lodi Unified	1	Full	Cassel	Bonnie	Teacher/Businesswoman	No	2	19,568	33,770	57.9%	Yes
					Schindler	David R.	Trustee/Educator	Yes	2	14,202	33,770	42.1%	No

⁸⁷Multi-county school district. Results for Sacramento county are reported separately.

TABLE 2.1 VOTE TOTALS FOR SCHOOL DISTRICT BOARD CANDIDATES BY COUNTY AND ELECTION DATE, 2006

COUNTY	DATE	SCHOOL DISTRICT	DIS- TRICT/ SEAT	TERM OF OFFICE	CANDIDATE'S LAST NAME	CANDIDATE'S FIRST NAME	CANDIDATE'S BALLOT DESIGNATION	IN- CUM BENT	NUMBER OF CAN- DIDATES	VOTES FOR CAN- DIDATE	TOTAL VOTES CAST ¹	PER- CENT OF VOTE	ELECTED
SAN JOAQUIN (continued)	11/7/2006	Manteca Unified	2	Full	Medeiros	Manuel A.	Farmer/Businessman	Yes	3	6,518	17,937	36.3%	Yes
					Valencia	Rosalinda A.	School Volunteer/Homemaker	No	3	6,243	17,937	34.8%	No
					Santos	J "Chaka"	Business Owner/Entrepreneur	No	3	5,176	17,937	28.9%	No
			4	Full	Teicheira	Nancy S.	Dairy Farmer	Yes	2	12,736	18,082	70.4%	Yes
					Van Ryn	Bill	Custom Services Provider	No	2	5,346	18,082	29.6%	No
			5	Full	Gebhardt	Vern	Retired Educator	No	3	11,691	23,896	48.9%	Yes
					Moore	Evelyn	Incumbent	Yes	3	6,999	23,896	29.3%	Yes
					Glock-McKillip	Patricia	Appointed Incumbent	No	3	5,206	23,896	21.8%	No
		Oak View Union Elementary	Full		Huft	Mark	Incumbent	Yes	5	516	2,018	25.6%	Yes
					Pehl	Carol	Retired Business Manager	No	5	466	2,018	23.1%	Yes
					Pearson	Jeanne	Incumbent	Yes	5	459	2,018	22.7%	Yes
					Choate	Deborah H.	Local Business Owner	No	5	389	2,018	19.3%	No
					Mabrey	Sher	Parent/Home Care	No	5	188	2,018	9.3%	No
		Ripon Unified	2	Full	Tyhurst	Ernest A.	City Planning Director	No	2	2,624	4,871	53.9%	Yes
					Lowarch	Manzanita	Registered Nurse	No	2	2,247	4,871	46.1%	No
			3	Full	Stewart	Larry J.	Trustee/Businessman/Farmer	Yes	2	3,448	4,929	70.0%	Yes
					Condon	George A.	University Professor/Administrator	No	2	1,481	4,929	30.0%	No
		San Joaquin Delta Community College ⁸⁸	4	Full	Serna	Maria Elena	Trustee, San Joaquin Delta CCD	Yes	2	80,633	117,533	68.6%	Yes
					Munro	Karen	Cable Television Executive	No	2	36,900	117,533	31.4%	No
			7	Full	Simas	Ted	Trustee, San Joaquin Delta CCD	Yes	2	81,950	116,112	70.6%	Yes
					Schmiedt	Stephen A.	Farmer/Businessman	No	2	34,162	116,112	29.4%	No
		Stockton City Unified	2	Full	Ramirez	Sal	Teacher	No	2	1,707	3,161	54.0%	Yes
					Gonzales	Louis	Incumbent	Yes	2	1,454	3,161	46.0%	No
			5	Full	McCarthy	Beverly Fitch	Retired College Teacher	No	3	1,881	4,725	39.8%	Yes
					Ruhstaller	Kitty	Businesswoman	No	3	1,467	4,725	31.0%	No
					Holladay	Venice "Doc"	Appointed Governing Board Member	No	3	1,377	4,725	29.1%	No
			6	Full	Ross	Bill	Businessman/Engineer	No	3	1,395	3,392	41.1%	Yes
					Rios	Katrina L.	Incumbent	Yes	3	1,238	3,392	36.5%	No
					Acevedo	Gene	Legislative Aide	No	3	759	3,392	22.4%	No
			7	Full	Castillo	Daniel	Teacher/Safety Manager	No	2	2,789	4,926	56.6%	Yes
					Takechi	Scott	Fiscal Manager	No	2	2,137	4,926	43.4%	No
		Yosemite Community College ⁸⁹	2	Full	Abshire	Desiree	Educator	No	2	36	54	66.7%	Yes
					Madison	Stephen "Steve"	Trade Association Executive	No	2	18	54	33.3%	No

⁸⁸Multi-county school district. Results for Alameda, Calaveras, Sacramento, and Solano counties are reported separately.

TABLE 2.1 VOTE TOTALS FOR SCHOOL DISTRICT BOARD CANDIDATES BY COUNTY AND ELECTION DATE, 2006

COUNTY	DATE	SCHOOL DISTRICT	DIS- TRICT/ SEAT	TERM OF OFFICE	CANDIDATE'S LAST NAME	CANDIDATE'S FIRST NAME	CANDIDATE'S BALLOT DESIGNATION	IN- CUM BENT	NUMBER OF CAN- DIDATES	VOTES FOR CAN- DIDATE	TOTAL VOTES CAST ¹	PER- CENT OF VOTE	ELECTED	
⁸⁹ Multi-county school district. Results for Calaveras, Stanislaus and Tuolumne counties are reported separately.														
SAN LUIS OBISPO	11/7/2006	Atascadero Unified		Full	Clickard	Donn	Appointed AUSD School Board Member	No	7	7,011	32,744	21.4%	Yes	
					Twisselman	Joel C.	Incumbent	Yes	7	6,728	32,744	20.5%	Yes	
					Gunther	Tami	Community Volunteer	No	7	5,163	32,744	15.8%	Yes	
					Dodge	George B.	Incumbent	Yes	7	4,678	32,744	14.3%	Yes	
					Mc Call-Palermo	Colleen	Attorney/Parent	No	7	3,933	32,744	12.0%	No	
					Shutt	Noel M.	Businessman/Educator	No	7	2,872	32,744	8.8%	No	
					Waters	Janet	Accounting Consultant	No	7	2,234	32,744	6.8%	No	
					Short	Switzer	Terri	School Board Member	No	3	4,721	10,079	46.8%	Yes
						Nelson-Selby	Carol	Retired Prosecutor	No	3	2,769	10,079	27.5%	No
						May	David T.	Retired Youth Counselor	No	3	2,553	10,079	25.3%	No
		Lucia Mar Unified	2	Full	O'Connor	Georgie	Incumbent	Yes	3	11,419	29,485	38.7%	Yes	
					Martin	Colleen	Substitute Teacher	No	3	10,372	29,485	35.2%	Yes	
					Soto	Gee Gee	Retired Florist	No	3	7,481	29,485	25.4%	No	
			3	Full	Foster	David	Retired Teacher	No	2	12,669	20,631	61.4%	Yes	
					Baughman	Al	Incumbent	Yes	2	7,894	20,631	38.3%	No	
		Paso Robles Joint Unified ⁹⁰		Full	Dugger	Jeanne A.	Incumbent	Yes	6	6,099	30,080	20.3%	Yes	
					Packer	Jay W.	Retired Teacher	No	6	5,978	30,080	19.9%	Yes	
					Quiroz	Joe E.	Incumbent	Yes	6	5,337	30,080	17.7%	Yes	
					Janes	Pamela	Parent/Businessperson	No	6	4,815	30,080	16.0%	No	
					Benitez	Rich	Retired Educator	No	6	3,865	30,080	12.8%	No	
					Borst	John	Professor/Businessman	No	6	3,854	30,080	12.8%	No	
		San Luis Coastal Unified	1	Full	Spatafore	John A.	Appointed Incumbent	No	4	12,961	34,378	37.7%	Yes	
					Buchman	Mark	Educator/School Advisor	No	4	8,568	34,378	24.9%	Yes	
					Botwin	Caroline	Incumbent	Yes	4	7,618	34,378	22.2%	No	
					Goya	Susan	Educator	No	4	5,116	34,378	14.9%	No	
		San Luis Obispo Community College ⁹¹	3	Full	Mullen	Patrick	Appointed Incumbent	No	3	46,392	69,106	67.1%	Yes	
					Sharma	Brahama D.	Retired Chemistry Professor	No	3	15,387	69,106	22.3%	No	
					Allen	Raymond	Attorney	No	3	7,036	69,106	10.2%	No	
			4	Full	Kiersch	Marie "Maggie"	Incumbent	Yes	3	36,489	66,778	54.6%	Yes	
					Sysak	Peter J.	Police Chief	No	3	16,230	66,778	24.3%	No	
					Miller	Marquis "Marq"	Businessman	No	3	13,764	66,778	20.6%	No	

⁹⁰Multi-county school district. Results for Monterey county are reported separately.

⁹¹Multi-county school district. Results for Monterey county are reported separately.

TABLE 2.1 VOTE TOTALS FOR SCHOOL DISTRICT BOARD CANDIDATES BY COUNTY AND ELECTION DATE, 2006

COUNTY	DATE	SCHOOL DISTRICT	DIS- TRICT/ SEAT	TERM OF OFFICE	CANDIDATE'S LAST NAME	CANDIDATE'S FIRST NAME	CANDIDATE'S BALLOT DESIGNATION	IN- CUM BENT	NUMBER OF CAN- DIDATES	VOTES FOR CAN- DIDATE	TOTAL VOTES CAST ¹	PER- CENT OF VOTE	ELECTED
SAN LUIS OBISPO (continued)	11/7/2006	Santa Maria-Bonita Elementary ⁹²		Full	Oliver	Joann "Jody"	Incumbent	Yes	5	9	23	39.1%	Yes
					Brunello	Fidenzio	Retired Educator	No	5	6	23	26.1%	Yes
					Hollinshead	John	Physical Therapist/Parent	No	5	5	23	21.7%	No
					Milo	Ken	Incumbent	Yes	5	3	23	13.0%	No
					Hinden	John E.	Attorney	No	5	0	23	0.0%	No
		Santa Maria Joint Union ⁹³		Full	Karamitsos	Carol	Physician	No	7	11	34	32.4%	Yes
					Walsh	Gerald L.	Retired Educator	No	7	5	34	14.7%	Yes
					Reece	Dean	Incumbent	Yes	7	5	34	14.7%	Yes
					Morales	Gabriel A.	Educator	No	7	3	34	8.8%	No
					Cadena, Jr.	Daniel A.	Mechanical Engineer	No	7	2	34	5.9%	No
					Milder	Jonathan S.	Attorney	No	7	1	34	2.9%	No
					Kaden	Kevin	Realtor	No	7	0	34	0.0%	No
		Shandon Joint Unified ⁹⁴		Full	Hook	Jenny L.	Parent	No	4	191	706	27.1%	Yes
					Cook	Jack	Sales Representative	No	4	184	706	26.1%	Yes
					Garcia	Ester C.	Bilingual Support Staff	No	4	168	706	23.8%	Yes
					Campas III	Pete	Branch Manager	No	4	148	706	21.0%	No
		Templeton Unified		Full	O'Sullivan	Greg	Fire Chief	No	4	1,873	5,445	34.4%	Yes
					La Rue	David	Incumbent	Yes	4	1,617	5,445	29.7%	Yes
					Hunt	Jeanne R.	Preschool Owner	No	4	1,505	5,445	27.6%	No
					Traub	Jordan	Student/Restaurant Manager	No	4	427	5,445	7.8%	No
SAN MATEO	11/7/2006	Bayshore Elementary		Full	Garibaldi	Rachel	Incumbent	Yes	4	548	1,788	30.6%	Yes
					Owens	Cecil T.	Incumbent	Yes	4	488	1,788	27.3%	Yes
					Gerigk	Theresa	Appointed Incumbent	No	4	447	1,788	25.0%	Yes
					Reed-Brown	Marion	Community Liaison/Consultant	No	4	305	1,788	17.1%	No
		Cabrillo Unified		Full	Riemer	Kirk	University Research Scientist	No	5	4,426	18,726	23.6%	Yes
					Wilson	Dwight	Incumbent	Yes	5	4,076	18,726	21.8%	Yes
					Schreurs	Jolanda	Incumbent	Yes	5	4,017	18,726	21.5%	Yes
					Fisher	Pamela L.	Speech Pathologist	No	5	3,605	18,726	19.3%	No
					Johnson	Ken	Consultant	No	5	2,602	18,726	13.9%	No
		Menlo Park City Elementary		Full	Rich	Laura Linkletter	Incumbent	Yes	4	5,892	18,767	31.4%	Yes
					Child	Jeffrey B.	Financial Manager	No	4	5,645	18,767	30.1%	Yes
					Fitz	Deborah J.	Community Volunteer	No	4	5,191	18,767	27.7%	Yes
					Zasslow	Noria	Mother/Translator	No	4	2,039	18,767	10.9%	No

⁹²Multi-county school district. Results for Santa Barbara county are reported separately.

TABLE 2.1 VOTE TOTALS FOR SCHOOL DISTRICT BOARD CANDIDATES BY COUNTY AND ELECTION DATE, 2006

COUNTY	DATE	SCHOOL DISTRICT	DIS- TRICT/ SEAT	TERM OF OFFICE	CANDIDATE'S LAST NAME	CANDIDATE'S FIRST NAME	CANDIDATE'S BALLOT DESIGNATION	IN- CUM BENT	NUMBER OF CAN- DIDATES	VOTES FOR CAN- DIDATE	TOTAL VOTES CAST ¹	PER- CENT OF VOTE	ELECTED
⁹³ Multi-county school district. Results for Santa Barbara county are reported separately.													
⁹⁴ Multi-county school district. Results for Monterey county are reported separately.													
SAN MATEO (continued)	11/7/2006	Ravenswood City Elementary		Full	Moody	Larry James	Director Local Ministry	No	8	1,534	8,974	17.1%	Yes
					Lopez	Marcelino	Incumbent	Yes	8	1,347	8,974	15.0%	Yes
					Bostic	John B.	Retired Educational Administrator	No	8	1,324	8,974	14.8%	Yes
					Davis	Terrell	High School Principal	No	8	1,180	8,974	13.1%	No
					Gaviglio	Todd J.	Incumbent	Yes	8	1,134	8,974	12.6%	No
					Diaz	Francisco Javier	Community Volunteer	No	8	870	8,974	9.7%	No
					Mading	Saree	Educator/School Administrator	No	8	825	8,974	9.2%	No
					Walton	Heliena	Education Consultant/Entrepreneur	No	8	760	8,974	8.5%	No
		San Mateo County Office of Education	3	Full	Ceccato	Rhonda	Incumbent	Yes	2	85,128	129,375	65.8%	Yes
					Tong	Jeffrey	Policy Analyst	No	2	44,247	129,375	34.2%	No
			4	Short	Hsiao	Rod	Commissioner/Nonprofit Executive	No	2	70,714	127,724	55.4%	Yes
					Amistad	Anthony Fel	Instructor/Lecturer/Financier	No	2	57,010	127,724	44.6%	No
		South San Francisco Unified		Full	Hoch	Shirley J.	Incumbent	Yes	7	6,810	35,520	19.2%	Yes
					Normandy	Liza L.	Parent/Businesswoman/Instructor	No	7	6,532	35,520	18.4%	Yes
					Weise	Philip	School Board President	Yes	7	6,482	35,520	18.2%	Yes
					Braschi	Rom	Incumbent	Yes	7	5,341	35,520	15.0%	No
					Gonzalez	Alicia S.B.	Realtor	No	7	4,637	35,520	13.1%	No
					Goodman	Maurice Dupra	San Mateo County Research Paralegal	No	7	2,920	35,520	8.2%	No
					Sanna	John C.	Self Employed Consultant	No	7	2,798	35,520	7.9%	No
SANTA BARBARA	11/7/2006	Buellton Union Elementary		Full	Azevedo	Joyce A.	Parent/Registered Nurse	No	4	1,233	3,524	35.0%	Yes
					Macaluso, Sr.	Jon M.	Incumbent	Yes	4	928	3,524	26.3%	Yes
					Sarquilla	Marcilo	Incumbent	Yes	4	739	3,524	21.0%	Yes
					Coonis	Stephen C.	Businessman	No	4	624	3,524	17.7%	No
		Carpinteria Unified	1	Full	Pulido	Alex J.	Professor Educational Administration	Yes	3	3,552	8,614	41.2%	Yes
					Grant	Beverly J.	Parent/Parole Agent	No	3	3,121	8,614	36.2%	Yes
					Hernandez	Orlando	Civil Servant	No	3	1,941	8,614	22.5%	No
		College Elementary		Full	Rosenberg	Neal	Retired Educator	No	4	1,204	4,047	29.8%	Yes
					Carrillo-Walker	Molly	Incumbent	Yes	4	1,151	4,047	28.4%	Yes
					Goldsmith	Debbie P.	Incumbent	Yes	4	1,014	4,047	25.1%	Yes
					Gomez	Mike	No Ballot Designation	No	4	678	4,047	16.8%	No
		Guadalupe Union Elementary		Full	Arriola	Diana	Appointed Incumbent	Yes	4	659	2,316	28.5%	Yes
					Solis Rodriguez	David	Incumbent	Yes	4	645	2,316	27.8%	Yes
					Sabedra-Cuello	Mary Lou	Retired School Employee	No	4	605	2,316	26.1%	Yes
					Angulo, Jr.	Samuel	Civil Engineer	No	4	407	2,316	17.6%	No

TABLE 2.1 VOTE TOTALS FOR SCHOOL DISTRICT BOARD CANDIDATES BY COUNTY AND ELECTION DATE, 2006

COUNTY	DATE	SCHOOL DISTRICT	DIS- TRICT/ SEAT	TERM OF OFFICE	CANDIDATE'S LAST NAME	CANDIDATE'S FIRST NAME	CANDIDATE'S BALLOT DESIGNATION	IN- CUM BENT	NUMBER OF CAN- DIDATES	VOTES FOR CAN- DIDATE	TOTAL VOTES CAST ¹	PER- CENT OF VOTE	ELECTED
SANTA BARBARA (continued)	11/7/2006	Hope Elementary		Full	Winterbauer	Tony	Parent/Businessman	No	6	2,410	9,428	25.6%	Yes
					Orlosky	Scott	Marketing Manager	No	6	1,597	9,428	16.9%	Yes
					Hiles	Patricia A.	Retired Attorney/Arbitrator	No	6	1,541	9,428	16.3%	Yes
					Still	Carl	Project Manager/Parent	No	6	1,447	9,428	15.3%	No
					Bjork	Rebecca	Public Sector Manager	No	6	1,222	9,428	13.0%	No
					Rabin	Neal	Retired CEO/Writer	No	6	1,211	9,428	12.8%	No
		Lompoc Unified		Full	Bossert	Anne	Incumbent	Yes	3	7,789	18,784	41.5%	Yes
					Andrews	Kris	Appointed Incumbent	Yes	3	6,512	18,784	34.7%	Yes
					Townsend	Michael D.	Communication Technician	No	3	4,483	18,784	23.9%	No
		Orcutt Union Elementary		Full	Buchanan	Rob	Incumbent	Yes	4	7,665	27,212	28.2%	Yes
					Hatch	Robert P.	Incumbent	Yes	4	7,613	27,212	28.0%	Yes
					Peterson	James E.	Appointed Incumbent	Yes	4	6,921	27,212	25.4%	Yes
					Segura	Jose	Teacher	No	4	5,013	27,212	18.4%	No
		Santa Barbara Elementary and High		Full	Noel	Bob	Incumbent	Yes	6	26,559	85,758	31.0%	Yes
					Parker	Kate	Parent/Librarian	No	6	24,980	85,758	29.1%	Yes
					Cawthon	Suzy	Parent/Community Volunteer	No	6	16,658	85,758	19.4%	No
					Crawford	Rosanne	Parent and Local Business Owner	No	6	8,891	85,758	10.4%	No
					Hackett	Thinker Bill	Computer Advocate/Educator	No	6	6,408	85,758	7.5%	No
					Maddox	Michelle M.	Photographer	No	6	2,262	85,758	2.6%	No
		Santa Maria-Bonita Elementary ⁹⁵		Full	Brunello	Fidenzio "Bruno"	Retired Educator	No	5	8,027	21,935	36.6%	Yes
					Oliver	Jo Ann "Jody"	Incumbent	Yes	5	5,060	21,935	23.1%	Yes
					Milo	Ken	Incumbent	Yes	5	3,979	21,935	18.1%	No
					Hollinshead	John	Physical Therapist/Parent	No	5	2,920	21,935	13.3%	No
					Hinden	John E.	Attorney	No	5	1,949	21,935	8.9%	No
		Santa Maria Joint Union ⁹⁶		Full	Karamitsos	Carol	Physician	No	8	16,138	64,598	25.0%	Yes
					Reece	Dean	Incumbent	Yes	8	11,633	64,598	18.0%	Yes
					Walsh	Gerald L. "Jerry"	Retired Educator	No	8	10,568	64,598	16.4%	Yes
					Morales	Gabriel Amaro	Educator	No	8	8,977	64,598	13.9%	No
					Cadena, Jr.	Daniel A.	Mechanical Engineer	No	8	5,573	64,598	8.6%	No
					Ruvalcaba	Joel	Parent	No	8	4,666	64,598	7.2%	No
					Milder	Jonathan S.	Attorney	No	8	4,493	64,598	7.0%	No
					Kaden	Kevin	Realtor	No	8	2,550	64,598	3.9%	No

⁹⁵Multi-county school district. Results for San Luis Obispo county are reported separately.⁹⁶Multi-county school district. Results for San Luis Obispo county are reported separately.

TABLE 2.1 VOTE TOTALS FOR SCHOOL DISTRICT BOARD CANDIDATES BY COUNTY AND ELECTION DATE, 2006

COUNTY	DATE	SCHOOL DISTRICT	DIS- TRICT/ SEAT	TERM OF OFFICE	CANDIDATE'S LAST NAME	CANDIDATE'S FIRST NAME	CANDIDATE'S BALLOT DESIGNATION	IN- CUM BENT	NUMBER OF CAN- DIDATES	VOTES FOR CAN- DIDATE	TOTAL VOTES CAST ¹	PER- CENT OF VOTE	ELECTED
SANTA CLARA	11/7/2006	Alum Rock Union Elementary		Full	Potter	Patricia	Retired Teacher	No	5	6,604	27,684	23.9%	Yes
					Chavez	Frank	Appointed Incumbent	No	5	6,153	27,684	22.2%	Yes
					Gonzalez	Gustavo D.	Business Owner	No	5	5,342	27,684	19.3%	Yes
					Mesa	Kim	Development Director	Yes	5	4,929	27,684	17.8%	No
					Frausto	Joe Espinoza	Incumbent	Yes	5	4,656	27,684	16.8%	No
		Berryessa Union Elementary		Full	Chu	Kansen	Incumbent	Yes	4	9,502	33,353	28.5%	Yes
					Chen	Linda	Teacher	No	4	9,461	33,353	28.4%	Yes
					Cohen	David	Engineer	No	4	8,843	33,353	26.5%	Yes
					Lien	Hon T.	Businesswoman	No	4	5,547	33,353	16.6%	No
		Campbell Union Elementary		Full	Cohen	Danielle M. S.	Incumbent	Yes	4	11,016	37,782	29.2%	Yes
					Kleinberg	Scott	Incumbent	Yes	4	9,788	37,782	25.9%	Yes
					Moe	Douglas	Incumbent	Yes	4	9,307	37,782	24.6%	Yes
					Alster	Scott	Certified Public Accountant	No	4	7,671	37,782	20.3%	No
		Campbell Union High		Full	Peterson	Royce Lorraine	Retired Teacher	No	6	24,861	104,029	23.9%	Yes
					Parker	Pamela	Incumbent	Yes	6	22,938	104,029	22.0%	Yes
					Dean	Matthew	Businessman	No	6	17,713	104,029	17.0%	Yes
					Pandit	Joe	Educator/Engineer/Entrepreneur	No	6	14,779	104,029	14.2%	No
					St. Clair	George	Incumbent	Yes	6	14,521	104,029	14.0%	No
					Reynolds, Jr.	Philip	Communications Technician	No	6	9,217	104,029	8.9%	No
		East Side Union High		Full	Shirakawa	George M.	Incumbent	Yes	5	46,516	180,232	25.8%	Yes
					Herrera	J. Manuel	Governing Board Member	Yes	5	42,540	180,232	23.6%	Yes
					Biehl	Frank	School Council President	No	5	36,365	180,232	20.2%	Yes
					Martinez-Roach	Patricia	Schoolteacher/Grandmother/Consultant	Yes	5	34,447	180,232	19.1%	No
					Dominguez	Ruben A.	Electrical Mechanical Designer	No	5	20,364	180,232	11.3%	No
		Franklin-McKinley Elementary		Short	Sanchez	George	Educator	No	2	6,761	11,360	59.5%	Yes
					Nguyen	Anthony	Businessman	No	2	4,599	11,360	40.5%	No
		Fremont Union High		Full	Nunes	Barbara	Incumbent	Yes	6	26,136	116,002	22.5%	Yes
					Wilson	William "Bill"	Business Executive/Entrepreneur	No	6	21,626	116,002	18.6%	Yes
					Ho	Kathryn	Incumbent	Yes	6	20,989	116,002	18.1%	Yes
					Mackenzie	Don	Parent/Software Architect	No	6	20,539	116,002	17.7%	No
					Flores	Michael Anthony	Parent/Engineer/Teacher	No	6	13,869	116,002	12.0%	No
					Katz	Avrum "Avie"	Incumbent	Yes	6	12,843	116,002	11.1%	No

TABLE 2.1 VOTE TOTALS FOR SCHOOL DISTRICT BOARD CANDIDATES BY COUNTY AND ELECTION DATE, 2006

COUNTY	DATE	SCHOOL DISTRICT	DIS- TRICT/ SEAT	TERM OF OFFICE	CANDIDATE'S LAST NAME	CANDIDATE'S FIRST NAME	CANDIDATE'S BALLOT DESIGNATION	IN- CUM BENT	NUMBER OF CAN- DIDATES	VOTES FOR CAN- DIDATE	TOTAL VOTES CAST ¹	PER- CENT OF VOTE	ELECTED
SANTA CLARA	11/7/2006	Gavilan Joint Community College ⁹⁷	3	Full	Child	Kent L.	Appointed Incumbent	No	5	9,113	35,189	25.9%	Yes
					Robinson	Elvira	Incumbent	Yes	5	8,210	35,189	23.3%	Yes
					Jones	Reba M.	Retired Educator	No	5	7,419	35,189	21.1%	No
					De La Cruz	Angie	Parent	No	5	6,221	35,189	17.7%	No
					Brown	Dee	Educator/Realtor	No	5	4,226	35,189	12.0%	No
		Gilroy Unified		Full	Aguirre	Javier	Appointed Incumbent	No	5	5,997	26,640	22.5%	Yes
					Apuzzo	Denise	Parent	No	5	5,808	26,640	21.8%	Yes
					Bundros	Thomas J.	Incumbent	Yes	5	5,471	26,640	20.5%	Yes
					Dominguez	Francisco	Public Affairs Consultant	No	5	5,103	26,640	19.2%	Yes
					Ghoreishi	Ardeshir	Senior Engineering Technician	No	5	4,261	26,640	16.0%	No
		Loma Prieta Joint Union ⁹⁸		Full	Matlock	Diane	Community Volunteer	No	5	239	956	25.0%	Yes
					Kidwell	Corey Q.	Appointed Incumbent	No	5	209	956	21.9%	Yes
					Gouldsberry	Julie	Incumbent	Yes	5	194	956	20.3%	Yes
					Montana	Mario	Technology Industry Manager	No	5	186	956	19.5%	No
					Hollander	Neil H.	Appointed Incumbent	No	5	128	956	13.4%	No
		Los Gatos-Saratoga Joint ⁹⁹		Full	Chang	Cynthia	Incumbent	Yes	5	10,348	34,903	29.6%	Yes
					Van Zuiden	Michele	Business Executive	No	5	8,100	34,903	23.2%	Yes
					Mason	Roger	Attorney	No	5	6,660	34,903	19.1%	Yes
					Kahl	Steven Patrick	Public School Teacher	No	5	6,168	34,903	17.7%	No
					Chiocchi	Bill	Business Consultant	No	5	3,627	34,903	10.4%	No
		Moreland Elementary		Full	Whipple	Karen	Appointed Incumbent	No	8	4,344	23,630	18.4%	Yes
					Sutton	Heather	Appointed Incumbent	No	8	4,197	23,630	17.8%	Yes
					Booroojian	Lori	Incumbent	Yes	8	3,511	23,630	14.9%	Yes
					Egleston	Mike	Parent/Teacher	No	8	2,899	23,630	12.3%	No
					Barr	Dale I.	Businessman	No	8	2,777	23,630	11.8%	No
					Lindquist	Evelyn	Parent/Substitute Teacher	No	8	2,276	23,630	9.6%	No
					Gilchrist	John	Engineer	No	8	1,995	23,630	8.4%	No
					Schoenduve	Gloria	Parent	No	8	1,631	23,630	6.9%	No
		Morgan Hill Unified		Full	Thomas	Shelle G.	Incumbent	Yes	5	8,623	37,815	22.8%	Yes
					Moody	Don	Incumbent	Yes	5	8,107	37,815	21.4%	Yes
					Fisher	Bart	Program Manager/Parent	No	5	7,726	37,815	20.4%	Yes
					Hickey	Mike	Incumbent	Yes	5	7,595	37,815	20.1%	Yes
					Khemici	Amina	Incumbent	Yes	5	5,764	37,815	15.2%	No

⁹⁷Multi-county school district. Results for San Benito county are reported separately.

TABLE 2.1 VOTE TOTALS FOR SCHOOL DISTRICT BOARD CANDIDATES BY COUNTY AND ELECTION DATE, 2006

COUNTY	DATE	SCHOOL DISTRICT	DIS- TRICT/ SEAT	TERM OF OFFICE	CANDIDATE'S LAST NAME	CANDIDATE'S FIRST NAME	CANDIDATE'S BALLOT DESIGNATION	IN- CUM BENT	NUMBER OF CAN- DIDATES	VOTES FOR CAN- DIDATE	TOTAL VOTES CAST ¹	PER- CENT OF VOTE	ELECTED
⁹⁸ Multi-county school district. Results for Santa Cruz county are reported separately.													
⁹⁹ Multi-county school district. Results for Santa Cruz county are reported separately.													
SANTA CLARA (continued)	11/7/2006	North County Joint Union ¹⁰⁰		Full	Lomanto	Krystal	Incumbent	Yes	4	25	61	41.0%	Yes
					King	Cindy	Parent/Homemaker	No	4	16	61	26.2%	Yes
					Castello	Michael	Parent/Farmer	No	4	12	61	19.7%	No
					Cabrera	Christie	Parent	No	4	8	61	13.1%	No
		Oak Grove Elementary		Full	Cook	Yvonne	Incumbent	Yes	4	12,458	43,626	28.6%	Yes
					Hawkins	Dennis D.	Incumbent	Yes	4	11,546	43,626	26.5%	Yes
					Lemke	Dianne J.	Incumbent	Yes	4	11,328	43,626	26.0%	Yes
					McNea	Douglas A.	Scientist	No	4	8,294	43,626	19.0%	No
		San Benito High ¹⁰¹		Full	Tiffany	Bill	Incumbent	Yes	7	21	88	23.9%	Yes
					De Lay	Steve	Retired Educator	No	7	20	88	22.7%	Yes
					Hill	Terry D.	Parent/Citizen	No	7	14	88	15.9%	Yes
					Bernosky	Robert E.	Chief Financial Officer	No	7	11	88	12.5%	No
					Encinias	Mary	Retired Teacher	No	7	8	88	9.1%	No
					Golden	Ardyss A.	Pastor	No	7	7	88	8.0%	No
					Joseph	Jan M.	Incumbent	Yes	7	7	88	8.0%	No
		San Jose Unified	4	Full	Lewis	Veronica Grijalva	Incumbent	Yes	2	6,245	10,711	58.3%	Yes
					Taylor	Paul	Businessman	No	2	4,466	10,711	41.7%	No
		Santa Clara Co. Office of Education ¹⁰²	2	Full	Ho	T. N.	Incumbent	Yes	3	23,490	57,002	41.2%	Yes
					Ahern	Charlie	Writer	No	3	17,827	57,002	31.3%	No
					Eng	Lynette Lee	Mediator/Businesswoman	No	3	15,685	57,002	27.5%	No
			7	Full	Howard	Jane	Appointed Incumbent	No	3	20,840	39,148	53.2%	Yes
					Herrera	Esau	Attorney at Law	No	3	12,158	39,148	31.1%	No
		Santa Clara Unified	2	Full	Leyba	John S.	Corporate Financial Analyst	No	3	6,150	39,148	15.7%	No
					Flot	Patricia C.	Incumbent	Yes	4	12,060	34,498	35.0%	Yes
					Bendis	Ina K.	Physician/Educator/Businesswoman	No	4	11,263	34,498	32.6%	Yes
					Price	Glynis	Parent	No	4	6,655	34,498	19.3%	No
					Sallings	Noelani	Community Volunteer	No	4	4,520	34,498	13.1%	No
			3	Full	Ratermann	Andrew	Appointed Incumbent	No	3	8,675	23,186	37.4%	Yes
					Fitch	Todd	Tech Executive/Educator	No	3	7,775	23,186	33.5%	No
					Hinkle	Spencer	Retired Educator	No	3	6,736	23,186	29.1%	No

¹⁰⁰Multi-county school district. Results for San Benito county are reported separately.

¹⁰¹Multi-county school district. Results for San Benito county are reported separately.

¹⁰²Multi-county school district. Results for Santa Cruz county are reported separately.

TABLE 2.1 VOTE TOTALS FOR SCHOOL DISTRICT BOARD CANDIDATES BY COUNTY AND ELECTION DATE, 2006

COUNTY	DATE	SCHOOL DISTRICT	DIS- TRICT/ SEAT	TERM OF OFFICE	CANDIDATE'S LAST NAME	CANDIDATE'S FIRST NAME	CANDIDATE'S BALLOT DESIGNATION	IN- CUM BENT	NUMBER OF CAN- DIDATES	VOTES FOR CAN- DIDATE	TOTAL VOTES CAST ¹	PER- CENT OF VOTE	ELECTED
SANTA CLARA (continued)	11/7/2006	Union Elementary		Full	Goodsell	Cindy	Incumbent	Yes	4	8,256	27,623	29.9%	Yes
					Hector	Janice	Incumbent	Yes	4	7,469	27,623	27.0%	Yes
					Billings	Shiela	Incumbent	Yes	4	7,352	27,623	26.6%	Yes
					Madison	Eric D.	Business Executive	No	4	4,546	27,623	16.5%	No
		West Valley-Mission Cmty. College ¹⁰³	1	Full	Lucas	Jack	Incumbent	Yes	4	39,810	122,194	32.6%	Yes
					Cordero	Don A.	College Professor	No	4	34,629	122,194	28.3%	Yes
					Feemster	John	Retired Business Executive	No	4	25,282	122,194	20.7%	No
					Montagna	David	College Foundation Member	No	4	22,473	122,194	18.4%	No
			2	Full	Polk	Buck	Appointed Incumbent	No	2	43,875	75,528	58.1%	Yes
					Little	Mark	Software Test Engineer	No	2	31,653	75,528	41.9%	No
SANTA CRUZ	11/7/2006	Aromas/San Juan Unified ¹⁰⁴		Full	Hancock	Jeff	Incumbent	Yes	3	13	24	54.2%	Yes
					Fiori	Louis	Parent	No	3	6	24	25.0%	Yes
					Quaid	Robert	Businessman	No	3	5	24	20.8%	No
		Cabrillo Community College	1	Full	Wildman	Claudine	Social Services Manager	Yes	1	8,063	11,907	67.7%	Yes
					Bini	Michael	Commercial Realtor	No	1	3,749	11,907	31.5%	No
			6	Full	Smith	Alan J.	Incumbent	Yes	2	8,796	12,493	70.4%	Yes
					Escamilla	Juan G.	Business Owner/Parent	No	2	3,624	12,493	29.0%	No
		Live Oak Elementary		Full	Palmer	Karen	Incumbent	Yes	4	3,484	10,354	33.6%	Yes
					Franklin	Paul	Incumbent	Yes	4	2,751	10,354	26.6%	Yes
					Pisenti	Michael J.	Businessman/Communications Engineer	No	4	2,039	10,354	19.7%	Yes
					Bresnahan	James D.	Building Contractor	No	4	2,026	10,354	19.6%	No
		Loma Prieta Joint Union ¹⁰⁵		Full	Kidwell	Corey Q.	Appointed Incumbent	No	5	971	3,906	24.9%	Yes
					Matlock	Diane	Community Volunteer	No	5	960	3,906	24.6%	Yes
					Montana	Mario	Technology Industry Manager	No	5	802	3,906	20.5%	Yes
					Gouldsberry	Julie	Incumbent	Yes	5	641	3,906	16.4%	No
					Hollander	Neil H.	Appointed Incumbent	No	5	518	3,906	13.3%	No
		Los Gatos-Saratoga Joint ¹⁰⁶		Full	Chang	Cynthia	Incumbent	Yes	5	956	3,666	26.1%	Yes
					Van Zuiden	Michele	Business Executive	No	5	818	3,666	22.3%	Yes
					Kahl	Steven Patrick	Public School Teacher	No	5	698	3,666	19.0%	Yes
					Mason	Roger	Attorney	No	5	613	3,666	16.7%	No
					Chiocchi	Bill	Business Consultant	No	5	562	3,666	15.3%	No

¹⁰³Multi-county school district. Results for Santa Cruz county are reported separately.¹⁰⁴Multi-county school district. Results for Monterey and San Benito counties are reported separately.¹⁰⁵Multi-county school district. Results for Santa Clara county are reported separately.

TABLE 2.1 VOTE TOTALS FOR SCHOOL DISTRICT BOARD CANDIDATES BY COUNTY AND ELECTION DATE, 2006

COUNTY	DATE	SCHOOL DISTRICT	DIS- TRICT/ SEAT	TERM OF OFFICE	CANDIDATE'S LAST NAME	CANDIDATE'S FIRST NAME	CANDIDATE'S BALLOT DESIGNATION	IN- CUM BENT	NUMBER OF CAN- DIDATES	VOTES FOR CAN- DIDATE	TOTAL VOTES CAST ¹	PER- CENT OF VOTE	ELECTED	
¹⁰⁶ Multi-county school district. Results for Santa Clara county are reported separately.														
SANTA CRUZ (continued)	11/7/2006	Pajaro Valley Joint Unified	1	Full	Wilson	Libby	Parent/Business Owner	No	3	2,727	5,516	49.4%	Yes	
					Mathias	Bruce	Licensed General Contractor	No	3	1,712	5,516	31.0%	No	
					Wright	David	Business Manager/Parent	No	3	1,050	5,516	19.0%	No	
			4	Full	Yahiro	William "Willie"	Incumbent	Yes	2	867	1,644	52.7%	Yes	
					Gonzalez	Aurelio	Foreman/Housing Commissioner	No	2	771	1,644	46.9%	No	
			5	Full	De Rose	Leslie L.	Nonprofit Organization Manager	No	2	1,159	2,241	51.7%	Yes	
					De Hart	Rhea	Incumbent	Yes	2	1,062	2,241	47.4%	No	
			7	Full	Turley	Kim	Business Owner	No	3	2,960	5,612	52.7%	Yes	
					Gray	Sharon	Incumbent	Yes	3	2,070	5,612	36.9%	No	
		Brough			John	Environmental Safety Educator	No	3	533	5,612	9.5%	No		
		Santa Clara Co. Office of Education ¹⁰⁷	2	Full	Ho	T. N.	Incumbent	Yes	3	531	1,339	39.7%	Yes	
					Ahern	Charlie	Writer	No	3	430	1,339	32.1%	No	
					Eng	Lynette Lee	Mediator/Businesswoman	No	3	361	1,339	27.0%	No	
		Santa Cruz City High-At Large	3	Full	Hawthorne	Cynthia	Psychotherapist/Mediator	No	3	14,127	31,743	44.5%	Yes	
					Wasserburger	John	Retired Teacher/Businessman	No	3	9,046	31,743	28.5%	No	
					Neustadter	Bruce	Appointed Incumbent	No	3	8,222	31,743	25.9%	No	
		Santa Cruz City High-Inside City	1	Full	Thorsett	Rachel Dewey	Incumbent	Yes	3	19,500	46,815	41.7%	Yes	
					Strimling	Wendy	Attorney	No	3	14,365	46,815	30.7%	Yes	
					Logsdon	Jim	Retired School Superintendent	No	3	12,702	46,815	27.1%	No	
		Santa Cruz City High-Outside City	2	Full	Maxwell	Don	Retired Teacher	No	3	18,079	30,775	58.7%	Yes	
					Routh	Michael	Incumbent	Yes	3	8,905	30,775	28.9%	No	
					Arnold	G. Richard	Businessman	No	3	3,637	30,775	11.8%	No	
		Scotts Valley Unified		Full	Niday	Allison Clark	Incumbent	Yes	4	3,353	10,652	31.5%	Yes	
					Gumz	Jondi	Journalist/Grant Writer	No	4	3,220	10,652	30.2%	Yes	
					Wolf	Marshall	Incumbent	Yes	4	2,249	10,652	21.1%	No	
					Passanisi	Dominic	Business Owner/Parent	No	4	1,797	10,652	16.9%	No	
		West Valley-Mission Cmty. College ¹⁰⁸	1	Full	Lucas	Jack	Incumbent	Yes	4	709	2,003	35.4%	Yes	
					Cordero	Don A.	College Professor	No	4	518	2,003	25.9%	Yes	
					Feemster	John	Retired Business Executive	No	4	401	2,003	20.0%	No	
					Montagna	David	College Foundation Member	No	4	361	2,003	18.0%	No	
			2	Full	Polk	Buck	Appointed Incumbent	No	2	745	1,250	59.6%	Yes	
					Little	Mark	Software Test Engineer	No	2	483	1,250	38.6%	No	
SHASTA No School District Contests														
SIERRA No School District Contests														

TABLE 2.1 VOTE TOTALS FOR SCHOOL DISTRICT BOARD CANDIDATES BY COUNTY AND ELECTION DATE, 2006

COUNTY	DATE	SCHOOL DISTRICT	DIS- TRICT/ SEAT	TERM OF OFFICE	CANDIDATE'S LAST NAME	CANDIDATE'S FIRST NAME	CANDIDATE'S BALLOT DESIGNATION	IN- CUM BENT	NUMBER OF CAN- DIDATES	VOTES FOR CAN- DIDATE	TOTAL VOTES CAST ¹	PER- CENT OF VOTE	ELECTED
¹⁰⁷ Multi-county school district. Results for Santa Clara county are reported separately.													
¹⁰⁸ Multi-county school district. Results for Santa Clara county are reported separately.													
SISKIYOU	11/7/2006	Klamath River Union Elementary		Short	Mitchell	Steve	Building Inspector	No	2	117	180	65.0%	Yes
					Dial	Stanley W.	Retired Explosives Technician	No	2	63	180	35.0%	No
		Montague Elementary		Short	Mathus	Wayne R.	Retired Timber Worker	No	3	341	825	41.3%	Yes
					Franklin	Clyde	Retired Timber Worker	No	3	298	825	36.1%	Yes
					Cavagnaro	Kath	No Ballot Designation	Yes	3	183	825	22.2%	No
		Mt. Shasta Union Elementary		Full	Cole	Leslie Ann	Incumbent	Yes	4	1,909	6,318	30.2%	Yes
					Lyman	Luther	Retired Teacher/Businessman	No	4	1,723	6,318	27.3%	Yes
					Rosecrantz	Chuck	Retired Teacher	Yes	4	1,444	6,318	22.9%	Yes
					Weston	Cael	Businessman	No	4	1,210	6,318	19.2%	No
		Tulelake Basin Joint Unified ¹⁰⁹		Full	Baley	Randall R.	Forestry Management	No	3	203	524	38.7%	Yes
					Wright	Roy	Incumbent	Yes	3	197	524	37.6%	Yes
					Hernandez	Venancio	Soil Technician	No	3	119	524	22.7%	No
		Yreka Union Elementary		Full	Mallory	Karen H.	Appointed Incumbent	No	3	2,050	5,039	40.7%	Yes
					Harris	Jill F.	Businesswoman	No	3	1,534	5,039	30.4%	Yes
					Morgan	Debbe	Incumbent	Yes	3	1,438	5,039	28.5%	No
		Yreka Union High	4	Full	Barnes	Ken	Businessman	Yes	3	3,561	8,400	42.4%	Yes
					Cadola	Mike	No Ballot Designation	No	3	2,701	8,400	32.2%	Yes
					Conner	Danette	Computer Operator	No	3	2,024	8,400	24.1%	No
SOLANO	11/7/2006	River Delta Unified ¹¹⁰	5	Full	Snook	Terri	Incumbent	Yes	2	1,512	2,647	57.1%	Yes
					Fernandez	Alicia	Deputy Inspector General	No	2	1,129	2,647	42.7%	No
		San Joaquin Delta Community College ¹¹¹	4	Full	Serna	Maria Elena	Trustee, San Joaquin Delta CCD	Yes	2	1,765	2,388	73.9%	Yes
					Munro	Karen	Cable Television Executive	No	2	614	2,388	25.7%	No
			7	Full	Simas	Ted	Trustee, San Joaquin Delta CCD	Yes	2	1,455	2,312	62.9%	Yes
					Schmiedt	Stephen A.	Farmer/Businessman	No	2	851	2,312	36.8%	No
		Solano Community College	3	Full	Young	A. Marie	Retired College Professor	No	3	11,872	30,152	39.4%	Yes
					Keith	Pam	Incumbent	Yes	3	9,526	30,152	31.6%	Yes
					Orpilla	Mel	Government Relations Manager	No	3	8,622	30,152	28.6%	No
SONOMA	11/7/2006	Bellevue Union Elementary		Full	Mullins	Kathy	Incumbent	Yes	5	1,703	6,893	24.7%	Yes
					Reyes	Lisa	Education Outreach Worker	No	5	1,646	6,893	23.9%	Yes
					Montoya	Carol L.	College Spanish Instructor	Yes	5	1,352	6,893	19.6%	Yes
					Faber-Kelley	Tonia	Parent, Volunteer, Coach	No	5	1,181	6,893	17.1%	No
					Galban, Jr.	Primo R.	Business Owner	No	5	984	6,893	14.3%	No

¹⁰⁹Multi-county school district. Results for Modoc county are reported separately.¹¹⁰Multi-county school district. Results for Sacramento and Yolo counties are reported separately.

TABLE 2.1 VOTE TOTALS FOR SCHOOL DISTRICT BOARD CANDIDATES BY COUNTY AND ELECTION DATE, 2006

COUNTY	DATE	SCHOOL DISTRICT	DIS- TRICT/ SEAT	TERM OF OFFICE	CANDIDATE'S LAST NAME	CANDIDATE'S FIRST NAME	CANDIDATE'S BALLOT DESIGNATION	IN- CUM BENT	NUMBER OF CAN- DIDATES	VOTES FOR CAN- DIDATE	TOTAL VOTES CAST ¹	PER- CENT OF VOTE	ELECTED
¹¹¹ Multi-county school district. Results for Alameda, Calaveras, Sacramento and San Joaquin counties are reported separately.													
SONOMA (continued)	11/7/2006	Cloverdale Unified		Full	Barrow	Steve	Financial Manager	No	3	2,099	5,852	35.9%	Yes
					Argyres	Joanne	Retired Teacher	No	3	2,039	5,852	34.8%	Yes
					Pardini	Linda L.	Incumbent	Yes	3	1,708	5,852	29.2%	No
		Geyersville Unified		Short	Felciano	Anna	Community Volunteer	No	2	346	643	53.8%	Yes
					Halvorsen	Bobbi Lee	Appointed Governing Board Member	Yes	2	297	643	46.2%	No
		Rincon Valley Union Elementary		Full	Evers	Cynthia Fulton	Governing Board Member	Yes	4	8,507	30,904	27.5%	Yes
					Ford	Tom	Retired Sonoma County Treasurer	No	4	7,956	30,904	25.7%	Yes
					Rafanelli	Christopher	Governing Board Member	Yes	4	7,670	30,904	24.8%	Yes
					Reid	Del	Incumbent	Yes	4	6,710	30,904	21.7%	No
		Sonoma County Junior College-Analy		Full	Burdo	B. Robert	SRJC Trustee/Businessman	Yes	2	16,209	24,820	65.3%	Yes
					Benjamin	Steve	Activist/Labor Representative	No	2	8,521	24,820	34.3%	No
		Sonoma Co. Junior College-Santa Rosa		Full	Zumwalt	Don	Incumbent	Yes	2	35,643	53,343	66.8%	Yes
					Caston	Nick W.	Legislative Field Representative	No	2	17,473	53,343	32.8%	No
		Sonoma County Junior College-Sonoma		Full	Kunde	Jeff	Agriculturist/Businessman	No	2	12,977	24,549	52.9%	Yes
					Smith	Mike	Trustee, Educator, Nurse	Yes	2	11,507	24,549	46.9%	No
		West Sonoma County Union High		Full	Noe	Kellie	Educator, Social Services	No	4	13,030	40,035	32.5%	Yes
					Devoto	Susan	Apple/Flower Farmer	No	4	11,149	40,035	27.8%	Yes
					Fernandes	Jeanne Bassett	Incumbent	Yes	4	9,007	40,035	22.5%	Yes
					Stecher	David S.	Appointed Governing Board Member	Yes	4	6,796	40,035	17.0%	No
		Windsor Unified		Full	Dobbins	Sandra L.	Incumbent	Yes	9	4,715	20,709	22.8%	Yes
					Cullen	Heather Anne	Teacher, Mother	No	9	3,193	20,709	15.4%	Yes
					Dillwood	Katy	Accounting Consultant	No	9	2,518	20,709	12.2%	Yes
					Higashi	Jason	Field Compliance Coordinator	No	9	2,396	20,709	11.6%	No
					Fletcher	Todd E.	Parent	No	9	2,293	20,709	11.1%	No
					Wood	Paul	Economic Analyst	No	9	2,091	20,709	10.1%	No
					Anderson	Brent	Comicbook Artist	No	9	1,473	20,709	7.1%	No
					Peterson	Sheridan L.	Retired Training Facilitator	No	9	1,167	20,709	5.6%	No
					Kahn	Sherri	Medical Biller/Volunteer	No	9	836	20,709	4.0%	No
		Wright Elementary		Full	Dixon	Carolyn	Teacher	No	5	2,235	8,115	27.5%	Yes
					Greenberg	Stan	Incumbent	Yes	5	2,026	8,115	25.0%	Yes
					Giffin	Robert	Appointed Incumbent	No	5	1,432	8,115	17.6%	Yes
					Heiman	Larry	Incumbent	Yes	5	1,408	8,115	17.4%	No
					Paschal	Jim	Real Estate Broker	No	5	992	8,115	12.2%	No

TABLE 2.1 VOTE TOTALS FOR SCHOOL DISTRICT BOARD CANDIDATES BY COUNTY AND ELECTION DATE, 2006

COUNTY	DATE	SCHOOL DISTRICT	DIS- TRICT/ SEAT	TERM OF OFFICE	CANDIDATE'S LAST NAME	CANDIDATE'S FIRST NAME	CANDIDATE'S BALLOT DESIGNATION	IN- CUM BENT	NUMBER OF CAN- DIDATES	VOTES FOR CAN- DIDATE	TOTAL VOTES CAST ¹	PER- CENT OF VOTE	ELECTED
STANISLAUS	11/7/2006	Yosemite Community College ¹¹²	1	Full	Dean	Pat	Incumbent	Yes	2	605	856	70.7%	Yes
					Craft	Jeff	Suicide Prevention Counselor	No	2	244	856	28.5%	No
			2	Full	Abshire	Desirree	Educator	No	2	10,185	17,629	57.8%	Yes
					Madison	Stephen "Steve"	Trade Association Executive	No	2	7,269	17,629	41.2%	No
SUTTER	11/7/2006	East Nicolaus Joint Union ¹¹³		Full	Bowen	Darrell	Small Business Owner	Yes	4	435	1,389	31.3%	Yes
					Chandler	Ralph	Management Consultant	Yes	4	375	1,389	27.0%	Yes
					Limary	Christine	Mother	No	4	331	1,389	23.8%	No
					Leach	Theresa	Teacher	No	4	246	1,389	17.7%	No
		Live Oak Unified	3	Full	Rodriguez	Ernest	No Ballot Designation	Yes	2	1,068	1,902	56.2%	Yes
					Nava	Reyes A.	No Ballot Designation	No	2	817	1,902	43.0%	No
		Winship-Robbins Elementary		Full	Akin	Dick	Farmer	Yes	6	116	388	29.9%	Yes
					Chesini	Larry	Incumbent	Yes	6	70	388	18.0%	Yes
					Bradley	Trena D.	Special Education Teacher	Yes	6	57	388	14.7%	No
					Phillips	Jack	Incumbent	Yes	6	57	388	14.7%	No
					Walker	Angela	Program Technician	No	6	49	388	12.6%	No
					Lytle-Praest	Tanya	Incumbent	Yes	6	39	388	10.1%	No
		Yuba City Unified	2	Full	Scriven	Steven D.	Retired Teacher	Yes	2	11,029	15,895	69.4%	Yes
					Rigsby	Rick	Instrument Technician	No	2	4,770	15,895	30.0%	No
			3	Full	Henson	Mary Carol	Incumbent	Yes	6	8,854	36,294	24.4%	Yes
					Riley	Lonetta	Mental Health Chief	Yes	6	7,413	36,294	20.4%	Yes
					Northern	Fred	Incumbent	Yes	6	6,591	36,294	18.2%	Yes
					Bonnenfant, Jr.	Al R.	No Ballot Designation	No	6	5,108	36,294	14.1%	No
					Pankaj	Sharma	Businessman	No	6	5,085	36,294	14.0%	No
					Mays	Lee	Mortgage Broker/Director	No	6	3,143	36,294	8.7%	No
		Yuba Community College ¹¹⁴	1	Full	Bertolini	Annette	Bank Consultant	No	3	777	1,964	39.6%	Yes
					Warren	Barbara A.	Retired Educator	No	3	648	1,964	33.0%	No
					Nicholau	George	Incumbent	Yes	3	527	1,964	26.8%	No

¹¹²Multi-county school district. Results for Calaveras, San Joaquin and Tuolumne counties are reported separately.¹¹³Multi-county school district. Results for Placer county are reported separately.¹¹⁴Multi-county school district. Results for Butte, Colusa, Yolo and Yuba counties are reported separately.

TABLE 2.1 VOTE TOTALS FOR SCHOOL DISTRICT BOARD CANDIDATES BY COUNTY AND ELECTION DATE, 2006

COUNTY	DATE	SCHOOL DISTRICT	DIS- TRICT/ SEAT	TERM OF OFFICE	CANDIDATE'S LAST NAME	CANDIDATE'S FIRST NAME	CANDIDATE'S BALLOT DESIGNATION	IN- CUM BENT	NUMBER OF CAN- DIDATES	VOTES FOR CAN- DIDATE	TOTAL VOTES CAST¹	PER- CENT OF VOTE	ELECTED
TEHAMA	11/7/2006	Coming Union Elementary		Full	Crane	Laura D.	Mother/Business Owner	No	7	1,369	7,849	17.4%	Yes
					Holland	Ronda K.	Incumbent	Yes	7	1,368	7,849	17.4%	Yes
					Pitkin	Helen M.	Incumbent	Yes	7	1,315	7,849	16.8%	Yes
					Steinacher	Karen	Incumbent	Yes	7	1,122	7,849	14.3%	No
					Hite	Virgil	Retired Police Lieutenant	No	7	1,109	7,849	14.1%	No
					Ray	Rhonda	Educational Assistant	No	7	872	7,849	11.1%	No
					Cofer	Dean	Retired Union Representative	No	7	694	7,849	8.8%	No
		Los Molinos Unified - Vina	Full	Andersen	Patrick	Appointed Incumbent	Yes	2	487	909	53.6%	Yes	
Bentz	Keith			Farmer	No	2	422	909	46.4%	No			
TRINITY	No School District Contests												
TULARE	11/7/2006	Alpaugh Unified		Full	Gibbs	Debra Eloise	Incumbent	Yes	4	90	293	30.7%	Yes
					Smith	Frankie	Retired Librarian	No	4	79	293	27.0%	Yes
					Castodio	David	Incumbent	Yes	4	75	293	25.6%	Yes
					Smith	Pat	Incumbent	Yes	4	40	293	13.7%	No
		Alta Vista Elementary	Full	Bravo	Lisa Ann	Incumbent	Yes	4	147	508	28.9%	Yes	
				Williams	Sheena	Beauty Operator	No	4	129	508	25.4%	Yes	
				Almanza	Yolanda Patricia	Instructional Assistant	No	4	116	508	22.8%	Yes	
				Rodriguez	Rocio M.	Appointed Incumbent	No	4	113	508	22.2%	No	
		Burton Elementary	Full	Wilson	Devin L.	Business Owner	No	4	1,656	5,218	31.7%	Yes	
				Giannetto	Phillip	Parent	No	4	1,584	5,218	30.4%	Yes	
				Rice	Jay L.	Correctional Officer	No	4	1,287	5,218	24.7%	Yes	
				Alvarado	Obdulia Guzman	No Ballot Designation	No	4	666	5,218	12.8%	No	
		College of the Sequoias¹¹⁵	2	Full	Shannon	Susan	Incumbent	Yes	4	8,661	13,900	62.3%	Yes
					Carreno	Sesar A.	Educator	No	4	2,849	13,900	20.5%	No
					Gill	Ted John	Wealth Advisor	No	4	1,546	13,900	11.1%	No
					Berrey	Tom	No Ballot Designation	No	4	758	13,900	5.5%	No
			5	Full	Zumwalt	John A.	Incumbent	Yes	2	1,753	2,520	69.6%	Yes
					Mattos	Robin	Consultant	No	2	755	2,520	30.0%	No
		Cutler-Orosi Joint Unified	2	Full	Espino	Mary Helen	School Board Member	Yes	5	117	353	33.1%	Yes
					Marquez	Patsy	Retired School Employee	No	5	91	353	25.8%	Yes
					Quevedo, Sr.	Enrique	Businessman	No	5	73	353	20.7%	No
					Rodriguez	Peter P.	Incumbent	Yes	5	42	353	11.9%	No
					Porras	Armando	No Ballot Designation	No	5	27	353	7.6%	No
					3	Full	Castillo	Robert C.	Fire Captain	No	2	251	372

TABLE 2.1 VOTE TOTALS FOR SCHOOL DISTRICT BOARD CANDIDATES BY COUNTY AND ELECTION DATE, 2006

COUNTY	DATE	SCHOOL DISTRICT	DIS- TRICT/ SEAT	TERM OF OFFICE	CANDIDATE'S LAST NAME	CANDIDATE'S FIRST NAME	CANDIDATE'S BALLOT DESIGNATION	IN- CUM BENT	NUMBER OF CAN- DIDATES	VOTES FOR CAN- DIDATE	TOTAL VOTES CAST ¹	PER- CENT OF VOTE	ELECTED
					Quintero	Carlos	Real Estate Agent	No	2	118	372	31.7%	No
¹¹⁵ Multi-county school district. Results for Kings county are reported separately.													
TULARE	11/7/2006	Cutler-Orosi Joint Unified	3	Short	Bullock	Juliana Vinet	No Ballot Designation	No	2	186	363	51.2%	Yes
(continued)					Rivera-Valencia	Valerie	Secretary	No	2	172	363	47.4%	No
		Delano Joint Union High ¹¹⁶		Full	Flores	Jean	Incumbent	Yes	7	364	1,909	19.1%	Yes
					Armendariz	Art B.	Correctional Counselor	No	7	347	1,909	18.2%	Yes
					Campos	Blanca	Accountant	No	7	318	1,909	16.7%	Yes
					Reyna	Lionel	Teacher	No	7	264	1,909	13.8%	No
					McCorkle	Vern	Incumbent	Yes	7	252	1,909	13.2%	No
					Perigo	Anna-Marie C.	Elementary School Clerk	No	7	249	1,909	13.0%	No
					Lomas	Bob	Retired	No	7	109	1,909	5.7%	No
		Ducor Union Elementary		Full	Peirson	L. Wayne	Pastor	No	4	138	425	32.5%	Yes
					Hobbs	Angela	Teacher-Reading Specialist	No	4	112	425	26.4%	Yes
					Miller	John R.	Educator	No	4	93	425	21.9%	Yes
					Dowling	Roman	No Ballot Designation	No	4	82	425	19.3%	No
		Earlismart Elementary		Short	Mendoza	Victoria	Secretary/Bus Driver	No	2	385	574	67.1%	Yes
					Quiroz, Jr.	Obistano "Obi"	No Ballot Designation	No	2	188	574	32.8%	No
		Exeter Union Elementary		Full	Hellwig	Mark	Incumbent	Yes	3	2,106	4,705	44.8%	Yes
					McGee	Mike	Incumbent	Yes	3	1,474	4,705	31.3%	Yes
					Ortiz	Felix	Public Works Director	No	3	1,102	4,705	23.4%	No
		Exeter Union High		Full	Pascoe	Mark L.	Appointed Incumbent	No	4	2,082	7,282	28.6%	Yes
					Larson	Larry	Business Owner	No	4	1,793	7,282	24.6%	Yes
					Sario	Marlene	Incumbent	Yes	4	1,751	7,282	24.0%	Yes
					Kunkel	Darinda L.	Business Owner	No	4	1,342	7,282	18.4%	No
		Kern Community College ¹¹⁷	5	Full	Corkins	John	Ag Businessman	No	2	7,093	13,441	52.8%	Yes
					Bonds	Herb	Incumbent	Yes	2	6,287	13,441	46.8%	No
		Kingsburg Elementary Charter ¹¹⁸		Full	Ezaki	Edward F.	Pastor	Yes	4	154	518	29.7%	Yes
					Lungren	Larry	Real Estate Broker	Yes	4	153	518	29.5%	Yes
					Warren, Jr.	Frank	Incumbent	Yes	4	144	518	27.8%	Yes
					Hunt	Seth	Student	No	4	65	518	12.5%	No
		Kingsburg Joint Union High ¹¹⁹		Full	Swanson	William O. "Bill"	Incumbent	Yes	4	462	1,456	31.7%	Yes
					Lunde	Brent R.	General Contractor	No	4	367	1,456	25.2%	Yes
					Boyd	Orlan	Incumbent	Yes	4	318	1,456	21.8%	Yes
					Schulz	Leo D.	Incumbent	Yes	4	292	1,456	20.1%	No

¹¹⁶Multi-county school district. Results for Kern county are reported separately.¹¹⁷Multi-county school district. Results for Kern county are reported separately.

TABLE 2.1 VOTE TOTALS FOR SCHOOL DISTRICT BOARD CANDIDATES BY COUNTY AND ELECTION DATE, 2006

COUNTY	DATE	SCHOOL DISTRICT	DIS- TRICT/ SEAT	TERM OF OFFICE	CANDIDATE'S LAST NAME	CANDIDATE'S FIRST NAME	CANDIDATE'S BALLOT DESIGNATION	IN- CUM BENT	NUMBER OF CAN- DIDATES	VOTES FOR CAN- DIDATE	TOTAL VOTES CAST ¹	PER- CENT OF VOTE	ELECTED
¹¹⁸ Multi-county school district. Results for Fresno and Kings counties are reported separately.													
¹¹⁹ Multi-county school district. Results for Fresno and Kings counties are reported separately.													
TULARE (continued)	11/7/2006	Pleasant View Elementary		Full	Gobel	Rusty S.	Incumbent	Yes	4	106	363	29.2%	Yes
					Garcia	Alexander	Incumbent	Yes	4	97	363	26.7%	Yes
					Smith	Michael	Incumbent	Yes	4	81	363	22.3%	Yes
					Martin	Eddie	Maintenance Mechanic	No	4	75	363	20.7%	No
		Porterville Unified		Full	Morris	Richard	Retired Sheriff's Captain	Yes	8	6,579	39,664	16.6%	Yes
					Itzenhauser	David F.	Incumbent	Yes	8	6,285	39,664	15.8%	Yes
					Lara, Jr.	Pete	Appointed Incumbent	No	8	5,784	39,664	14.6%	Yes
					Gillett	Gregory	Attorney At Law	No	8	5,365	39,664	13.5%	Yes
					Buettner	Hayley	Business Manager/Mother	No	8	4,979	39,664	12.6%	No
					Shannon	Rick Dean	Police Officer/Farmer	No	8	4,936	39,664	12.4%	No
					Sanchez	Adele	Office Manager/Parent	No	8	3,621	39,664	9.1%	No
					Handley	Pegi	Writer	No	8	2,046	39,664	5.2%	No
		Richgrove Elementary		Full	Guerrero	Alexandra	Incumbent	Yes	5	155	575	27.0%	Yes
					Lopez	Marisela	Teacher Aide	Yes	5	134	575	23.3%	Yes
					Pimentel	Maria Ochoa	Office Manager	No	5	110	575	19.1%	Yes
					Valencia	Josie	Incumbent	Yes	5	105	575	18.3%	No
					Izazaga	Erika	Teacher Assistant	No	5	71	575	12.3%	No
		Saucelito Elementary		Full	Schieler	Larry	Incumbent	Yes	3	30	69	43.5%	Yes
					Merritt	Joel M.	Farmer	No	3	21	69	30.4%	Yes
					Perigo	Rick	Appointed Incumbent	No	3	18	69	26.1%	No
		Sequoia Union Elementary		Full	Ward	Bradley J.	Farmer	No	4	390	1,246	31.3%	Yes
					Ayres	Jenny	Appointed Incumbent	No	4	365	1,246	29.3%	Yes
					Garbarino	Rocky	Incumbent	Yes	4	294	1,246	23.6%	Yes
					Rutherford	Robert	No Ballot Designation	Yes	4	182	1,246	14.6%	No
		Springville Union Elementary		Full	Tuttle	Paul	Incumbent	Yes	4	1,019	3,532	28.9%	Yes
					Walker	Kenny D.	City Finance Director	No	4	933	3,532	26.4%	Yes
					Hackett	Beatriz	Incumbent	Yes	4	826	3,532	23.4%	Yes
					Daniel	Scott	Businessman	No	4	746	3,532	21.1%	No
		State Center Community College ¹²⁰	4	Full	Thonesen	Leslie W.	Incumbent	Yes	2	2,422	3,818	63.4%	Yes
					Velasco	Rosaline	Businesswoman	No	2	1,382	3,818	36.2%	No
			5	Full	Smith	Dorothy "Dottie"	Incumbent	Yes	2	2,350	3,698	63.5%	Yes
					Schreffler	Rick	Navy CWO/Instructor	No	2	1,333	3,698	36.0%	No

¹²⁰Multi-county school district. Results for Fresno and Madera counties are reported separately.

TABLE 2.1 VOTE TOTALS FOR SCHOOL DISTRICT BOARD CANDIDATES BY COUNTY AND ELECTION DATE, 2006

COUNTY	DATE	SCHOOL DISTRICT	DIS- TRICT/ SEAT	TERM OF OFFICE	CANDIDATE'S LAST NAME	CANDIDATE'S FIRST NAME	CANDIDATE'S BALLOT DESIGNATION	IN- CUM BENT	NUMBER OF CAN- DIDATES	VOTES FOR CAN- DIDATE	TOTAL VOTES CAST ¹	PER- CENT OF VOTE	ELECTED
TULARE (continued)	11/7/2006	Strathmore Union Elementary		Full	Crocker	Patty Vidrio	Incumbent	Yes	4	520	1,913	27.2%	Yes
					Noell	Michael Wakefield	Incumbent	Yes	4	465	1,913	24.3%	Yes
					Shropshire	Jim	Trucker-Farmer	No	4	463	1,913	24.2%	Yes
					Ervin-Sisk	Cheryl	Incumbent	Yes	4	455	1,913	23.8%	No
		Sunnyside Union Elementary	Full	Hilty	Duane	Incumbent	Yes	6	231	792	29.2%	Yes	
				Arnold	John A.	Incumbent	Yes	6	184	792	23.2%	Yes	
				Stepp	Kim A.	Parent	No	6	130	792	16.4%	Yes	
				Clifton	Monty	Building Contractor	No	6	114	792	14.4%	No	
				Cox	Joshua S.	Businessman	No	6	80	792	10.1%	No	
				Braziel	Kimberly A.	No Ballot Designation	No	6	52	792	6.6%	No	
				Terra Bella Union Elementary	Full	Lopez	David I.	Incumbent	Yes	6	413	1,685	24.5%
		Giannetto	Anthony M.			Farmer/Parent	No	6	409	1,685	24.3%	Yes	
		Jaggers	Vicki Garcia			Incumbent	Yes	6	373	1,685	22.1%	Yes	
		Peterson	F. Allen			Retired Developer	No	6	218	1,685	12.9%	No	
		Pedersen	Pamela S.			No Ballot Designation	No	6	136	1,685	8.1%	No	
		Echeveste	Rosa M.			Child Care Provider	No	6	135	1,685	8.0%	No	
		Three Rivers Union Elementary	Full	Harris	Roberta M.	Incumbent	Yes	4	772	2,248	34.3%	Yes	
				Burke	Robert	High School Teacher	No	4	652	2,248	29.0%	Yes	
				Sherwood	Scott	Retail Store Manager	No	4	456	2,248	20.3%	Yes	
				Ogawa	Arthur	Computer Consultant	No	4	363	2,248	16.1%	No	
		Tipton Elementary	Full	Cardoza	John E.	Incumbent	Yes	4	262	775	33.8%	Yes	
				Rice	Greg	Incumbent	Yes	4	226	775	29.2%	Yes	
				Recendez	Irene S.	Assessment Specialist	No	4	151	775	19.5%	Yes	
				Pinheiro	David John	Incumbent	Yes	4	130	775	16.8%	No	
			Short	Macedo	Tony	Appointed Incumbent	No	2	224	332	67.5%	Yes	
				Pinheiro	Mike	Dairyman	No	2	104	332	31.3%	No	
		Tulare County Office of Education ¹²¹	1	Full	Stouffer	Ruth Gapen	Incumbent	Yes	2	3,034	5,554	54.6%	Yes
					Castillo	Ronnie	Adult School Director	No	2	2,497	5,554	45.0%	No
		Tulare Joint Union High ¹²²		Full	Hamilton	Craig	Incumbent	Yes	4	6,543	23,547	27.8%	Yes
					Lessley	Steven	Incumbent	Yes	4	6,464	23,547	27.5%	Yes
					Holguin	Adrian	Incumbent	Yes	4	5,924	23,547	25.2%	Yes
					Strawn	Elva Jean	Community Health Technician	No	4	4,577	23,547	19.4%	No

¹²¹Multi-county school district. Results for Fresno county are reported separately.¹²²Multi-county school district. Results for Kings county are reported separately.

TABLE 2.1 VOTE TOTALS FOR SCHOOL DISTRICT BOARD CANDIDATES BY COUNTY AND ELECTION DATE, 2006

COUNTY	DATE	SCHOOL DISTRICT	DIS- TRICT/ SEAT	TERM OF OFFICE	CANDIDATE'S LAST NAME	CANDIDATE'S FIRST NAME	CANDIDATE'S BALLOT DESIGNATION	IN- CUM BENT	NUMBER OF CAN- DIDATES	VOTES FOR CAN- DIDATE	TOTAL VOTES CAST ¹	PER- CENT OF VOTE	ELECTED
TULARE (continued)	11/7/2006	Woodlake Union Elementary		Full	Baker	Debi	Incumbent	Yes	4	962	3,180	30.3%	Yes
					Hallmeyer	Joe	Incumbent	Yes	4	864	3,180	27.2%	Yes
					Martinez	Jose L. "Joe"	Incumbent	Yes	4	846	3,180	26.6%	Yes
					Persall	Jack	Caterer/Lawn Tech.	No	4	504	3,180	15.8%	No
TUOLUMNE	11/7/2006	Big Oak Flat-Groveland		Full	Gempler	Jeff	Parent/Deputy Sheriff	No	3	1,085	2,030	53.4%	Yes
					Oellrich	Dan C.	Parent/Consultant	No	3	564	2,030	27.8%	No
					Kirk	Travis J.	Contractor	No	3	378	2,030	18.6%	No
		Summerville Union High		Short	Gookin	Dave	Retired School Teacher	No	2	1,393	2,046	68.1%	Yes
					Leija	Benny A.	Appointed Incumbent	Yes	2	645	2,046	31.5%	No
			Full		Du Temple	Linda	Incumbent	Yes	5	2,177	8,670	25.1%	Yes
					Peters	David	Incumbent	Yes	5	1,748	8,670	20.2%	Yes
					Williams	Marcia	Incumbent	Yes	5	1,712	8,670	19.7%	Yes
					Brennan	Michael E.	Father/Businessman	No	5	1,663	8,670	19.2%	No
					Baldwin	John W.	Retired Postal Worker	No	5	1,329	8,670	15.3%	No
		Yosemite Community College ¹²³	1	Full	Dean	Pat	Incumbent	Yes	1	12,887	17,125	75.3%	Yes
					Craft	Jeff	Suicide Prevention Counselor	No	1	4,175	17,125	24.4%	No
VENTURA	8/22/2006	Rio Elementary ^R	1	Short	Blaylock	Tim	Non-Profit Executive Director	No	1	1,129	1,242	90.9%	Yes
			2	Short	Martin	Brian E.	Electrician	No	1	1,115	1,223	91.2%	Yes
			3	Short	Guillen	Robert W.	Manufacturing Production Manager	No	1	1,140	1,247	91.4%	Yes
	11/7/2006	Briggs Elementary		Full	Schilbrack	Karen	Incumbent	Yes	4	339	1,245	27.2%	Yes
					Alvarez	Charles E.	Governing Board Member	Yes	4	327	1,245	26.3%	Yes
					Stekkinger	Mindee	Governing Board Member	Yes	4	296	1,245	23.8%	Yes
					Jackson	Tama'a	Parent	No	4	280	1,245	22.5%	No
		Conejo Valley Unified		Full	Phelps	Pat	Incumbent	Yes	8	18,692	97,537	19.2%	Yes
					Stephens	Tim	Incumbent	Yes	8	16,833	97,537	17.3%	Yes
					Dunn	Michael A. "Mike"	Governing Board Trustee	Yes	8	16,375	97,537	16.8%	Yes
					Buckles	Peggy	Businesswoman	No	8	11,075	97,537	11.4%	No
					Andersen	John E.	Business Owner/Entrepreneur	No	8	9,722	97,537	10.0%	No
					Short, III	John A.	Financial Advisor	No	8	8,858	97,537	9.1%	No
					Lennox	Gregory P.	Businessperson	No	8	8,745	97,537	9.0%	No
					Penix	Timothy K.	Retired Army Officer	No	8	7,044	97,537	7.2%	No

¹²³Multi-county school district. Results for Calaveras, San Joaquin and Stanislaus counties are reported separately.^RTo be elected if recall measure passes..

TABLE 2.1 VOTE TOTALS FOR SCHOOL DISTRICT BOARD CANDIDATES BY COUNTY AND ELECTION DATE, 2006

COUNTY	DATE	SCHOOL DISTRICT	DIS- TRICT/ SEAT	TERM OF OFFICE	CANDIDATE'S LAST NAME	CANDIDATE'S FIRST NAME	CANDIDATE'S BALLOT DESIGNATION	IN- CUM BENT	NUMBER OF CAN- DIDATES	VOTES FOR CAN- DIDATE	TOTAL VOTES CAST ¹	PER- CENT OF VOTE	ELECTED
VENTURA (continued)	11/7/2006	El Tejon Unified ¹²⁴	Full		Anderson	Anita	Teacher	No	7	36	168	21.4%	Yes
					Hintlian	Matthew	Entrepreneur	No	7	32	168	19.0%	Yes
					Forristal	Denise	Teacher	No	7	29	168	17.3%	No
					Stowell	Craig	Insurance Agent/Businessman	No	7	28	168	16.7%	No
					Wallace	Cathy	Retired Business Administrator	No	7	18	168	10.7%	No
					Aldrich	Jeanny Marie	Chef	No	7	13	168	7.7%	No
					Sokolowski	Gary M.	Actor/Teacher	No	7	11	168	6.5%	No
			Short		Hurst	Kenneth	Scientist/Engineer	No	4	37	101	36.6%	Yes
					Decker	David A.	Business Owner	No	4	28	101	27.7%	No
					Newman	Steve	School Board Trustee	No	4	27	101	26.7%	No
					Palmer	Tim	Risk Manager	No	4	8	101	7.9%	No
		Fillmore Unified	Full		Prado	Tony	High School Teacher	No	6	1,759	8,369	21.0%	Yes
					Wilde	Liz	Retired Administrative Secretary	No	6	1,692	8,369	20.2%	Yes
					Dollar	David	Incumbent	Yes	6	1,562	8,369	18.7%	Yes
					Chaney	Raelene	Retired Campus Guard	No	6	1,527	8,369	18.2%	No
					Hampton-Ortiz	Brenda	Business Owner	No	6	977	8,369	11.7%	No
					Figueroa	Rosalinda	Community Outreach Coordinator	No	6	827	8,369	9.9%	No
		Ojai Unified	Full		Horne	Rikki	Incumbent	Yes	4	4,311	14,834	29.1%	Yes
					Smith	Kathi	Incumbent	Yes	4	4,021	14,834	27.1%	Yes
					Mercado	Pauline	Incumbent	Yes	4	3,432	14,834	23.1%	Yes
					Ketelsen	Jeff	Parent/Educator	No	4	2,992	14,834	20.2%	No
		Oxnard Elementary	Full		Del Rio-Barba	Ana	Incumbent	Yes	7	7,511	38,533	19.5%	Yes
					Devries	Deborah D.	Educator/Professor	No	7	6,945	38,533	18.0%	Yes
					Lopez	Arthur Joe	Incumbent	Yes	7	6,904	38,533	17.9%	Yes
					Moreno	Joseph G.	Educator/Professor	No	7	5,938	38,533	15.4%	No
					MacArthur, III	John	Incumbent	Yes	7	5,543	38,533	14.4%	No
					Massa	Dick	Retired Businessman	No	7	3,548	38,533	9.2%	No
					Farias	Erik	Home Loan Consultant	No	7	1,969	38,533	5.1%	No
			Short		Duff, Sr.	Al	Retired Civil Engineer	No	2	10,273	17,243	59.6%	Yes
					Jauregui	Aurelio	Business Owner	No	2	6,792	17,243	39.4%	No
		Pleasant Valley Elementary	Full		Miller	Jinnifer	Governing Board Member	Yes	5	11,243	49,872	22.5%	Yes
					Speakman	Ron	Governing Board Member	Yes	5	10,716	49,872	21.5%	Yes
					Lerner	Patty	Community Volunteer	No	5	9,956	49,872	20.0%	Yes
					Alamillo	John	Incumbent	Yes	5	8,989	49,872	18.0%	No

TABLE 2.1 VOTE TOTALS FOR SCHOOL DISTRICT BOARD CANDIDATES BY COUNTY AND ELECTION DATE, 2006

COUNTY	DATE	SCHOOL DISTRICT	DIS- TRICT/ SEAT	TERM OF OFFICE	CANDIDATE'S LAST NAME	CANDIDATE'S FIRST NAME	CANDIDATE'S BALLOT DESIGNATION	IN- CUM BENT	NUMBER OF CAN- DIDATES	VOTES FOR CAN- DIDATE	TOTAL VOTES CAST ¹	PER- CENT OF VOTE	ELECTED
					Stephenson	Kim Marra	Educator/Parent	No	5	8,845	49,872	17.7%	No
¹²⁴ Multi-county school district. Results for Kern county are reported separately.													
VENTURA	11/7/2006	Rio Elementary		Full	Guillen	Robert W.	Manufacturing Production Manager	No	4	2,431	7,839	31.0%	Yes
(continued)					Ayala	Simon	Tax Accountant	Yes	4	1,913	7,839	24.4%	Yes
					Mosqueda	Ron	Incumbent	Yes	4	1,772	7,839	22.6%	Yes
					Macias	Henrietta "Lulu"	Incumbent	Yes	4	1,624	7,839	20.7%	No
		Santa Paula Elementary		Full	Perez	Anthony "Tony"	Retired Utility Employee	Yes	4	3,068	10,234	30.0%	Yes
					Kolbeck	Michelle	Incumbent	Yes	4	2,815	10,234	27.5%	Yes
					Robles	Dan	Incumbent	Yes	4	2,558	10,234	25.0%	Yes
					De La Trinidad	M. Angel	X-Ray Technician	No	4	1,746	10,234	17.1%	No
		Semi Valley Unified		Full	Lundstrom	Eric	Financial Analyst/Father	No	10	7,778	48,876	15.9%	Yes
					Davis	Jeanne	Retired Educator	No	10	7,653	48,876	15.7%	Yes
					Cruz	Raymond	Business Owner/Teacher	No	10	6,210	48,876	12.7%	No
					Gould	Steven	School Teacher	No	10	6,077	48,876	12.4%	No
					Kwiatkowski	Larry	Special Education Teacher	No	10	5,219	48,876	10.7%	No
					Partridge	Thurlow	Retired Teacher	No	10	4,994	48,876	10.2%	No
					Sundeen	Randy	Attorney/Mediator	No	10	4,206	48,876	8.6%	No
					La Belle	Bob	Retired Teacher/Administrator	No	10	3,095	48,876	6.3%	No
					Camarillo	Tim	Head Start Teacher	No	10	2,963	48,876	6.1%	No
					Bloore	Steven Lee	Certified Hypnotherapist	No	10	459	48,876	0.9%	No
		Ventura Community College	1	Full	Blum	Stephen	Educator	No	3	17,500	35,038	49.9%	Yes
					McKenzie	Meredith	Business Executive	No	3	10,775	35,038	30.8%	No
					Hayes	Darren	Educator	No	3	6,278	35,038	17.9%	No
			2	Full	Heitmann	Cheryl	Governing Board Member	Yes	2	22,884	36,895	62.0%	Yes
					Easley	Patrick L.	Fire Captain	No	2	13,737	36,895	37.2%	No
			5	Full	Hernandez	Art	Incumbent	Yes	2	11,326	20,408	55.5%	Yes
					Franco	Luise	Educator	No	2	8,817	20,408	43.2%	No
		Ventura County Office of Education	1	Full	Peterson	Mary Louise	Incumbent	Yes	3	18,802	35,324	53.2%	Yes
					Watson	Charles T.	Nonprofit Agency Executive	No	3	12,549	35,324	35.5%	No
					Norrdin	David L.	Retail Salesperson	No	3	3,414	35,324	9.7%	No
			4	Full	Kunicki	Dean	Appointed Governing Board Member	No	2	20,298	35,711	56.8%	Yes
					Prenta	Donna	Children's Case Manager	No	2	15,081	35,711	42.2%	No

TABLE 2.1 VOTE TOTALS FOR SCHOOL DISTRICT BOARD CANDIDATES BY COUNTY AND ELECTION DATE, 2006

COUNTY	DATE	SCHOOL DISTRICT	DIS- TRICT/ SEAT	TERM OF OFFICE	CANDIDATE'S LAST NAME	CANDIDATE'S FIRST NAME	CANDIDATE'S BALLOT DESIGNATION	IN- CUM BENT	NUMBER OF CAN- DIDATES	VOTES FOR CAN- DIDATE	TOTAL VOTES CAST ¹	PER- CENT OF VOTE	ELECTED
YOLO	11/7/2006	River Delta Unified ¹²⁵	5	Full	Fernandez	Alicia	Deputy Inspector General	No	2	425	513	82.8%	Yes
					Snook	Terri	Incumbent	Yes	2	88	513	17.2%	No
		Washington Unified		Full	Vargas	Sandra	Teacher/Education Advocate	No	5	5,476	16,096	34.0%	Yes
					Stegman	Matt	Assistant U.S. Attorney	No	5	3,533	16,096	21.9%	Yes
					Geivett, II	Morton J.	Educator	No	5	3,120	16,096	19.4%	No
					Langford	Dani	Parent/Businesswoman	No	5	3,096	16,096	19.2%	No
					Machscheffes	Karl	Educator/Marketing Representative	No	5	871	16,096	5.4%	No
		Yuba Community College ¹²⁶	3	Full	Flory	Alan	Community College Trustee	Yes	3	7,656	14,642	52.3%	Yes
					Ochoa	Rosie	Community Volunteer	No	3	4,074	14,642	27.8%	No
					Scofield	Christy K.	Farmer/County Supervisor	No	3	2,912	14,642	19.9%	No
YUBA	11/7/2006	Nevada Joint Union High ¹²⁷	1	Full	Parilo	Corinne	No Ballot Designation	Yes	2	113	178	63.5%	Yes
					Davis	Mary Anne	Radio Advertising Sales	No	2	65	178	36.5%	No
		Plumas Elementary		Full	Roderick	William	Educator	No	4	307	867	35.4%	Yes
					Lawson	Julie	Incumbent	Yes	4	279	867	32.2%	Yes
					Porter	Russell W.	Incumbent	Yes	4	170	867	19.6%	No
					Smith	Martin Duane	Telecom Area Manager	No	4	111	867	12.8%	No
		Wheatland Elementary		Full	O'Connor	Denis Charles	Incumbent	Yes	5	906	3,415	26.5%	Yes
					Abe	Susan	Incumbent	Yes	5	820	3,415	24.0%	Yes
					Bishop	Wayne	Incumbent	Yes	5	798	3,415	23.4%	Yes
					Wickliff	Jennifer	Early/Prevention Educator	No	5	517	3,415	15.1%	No
					Ulman	Gary L.	Security Consultant	No	5	374	3,415	11.0%	No
		Wheatland Union High		Full	Dawson	Emily T.	Incumbent	Yes	4	1,088	3,286	33.1%	Yes
					Bradshaw	Cathi	Incumbent	Yes	4	938	3,286	28.5%	Yes
					Molina-Jones	Amy	Prevention Specialist	No	4	772	3,286	23.5%	No
					Alexander	John	Building Inspector	No	4	488	3,286	14.9%	No
		Yuba Community College ¹²⁸	1	Full	Nicholau	George	Incumbent	Yes	3	4,796	12,036	39.8%	Yes
					Warren	Barbara A.	Retired Educator	No	3	4,219	12,036	35.1%	No
					Bertolini	Annette	Bank Consultant	No	3	3,021	12,036	25.1%	No

¹²⁵Multi-county school district. Results for Sacramento and Solano counties are reported separately.¹²⁶Multi-county school district. Results for Butte, Colusa, Sutter and Yuba counties are reported separately.¹²⁷Multi-county school district. Results for Nevada county are reported separately.¹²⁸Multi-county school district. Results for Butte, Colusa, Sutter and Yolo counties are reported separately.

TABLE 2.2 SUMMARY OF ELECTION OUTCOMES FOR
SCHOOL BOARD OFFICES, 2006

		Percent	N
Incumbent Candidates	Win	77.8	632
	Lose	22.2	180
	Total	100.0	812
Non-Incumbent Candidates	Win	35.4	504
	Lose	64.6	919
	Total	100.0	1,423
Winning Candidates	Incumbent	55.6	632
	Non-Incumbent	44.4	504
	Total	100.0	1,136
Losing Candidates	Incumbent	16.4	180
	Non-Incumbent	83.6	919
	Total	100.0	1,099
All Candidates	Incumbent	36.3	812
	Non-Incumbent	63.7	1,423
	Total	100.0	2,235

