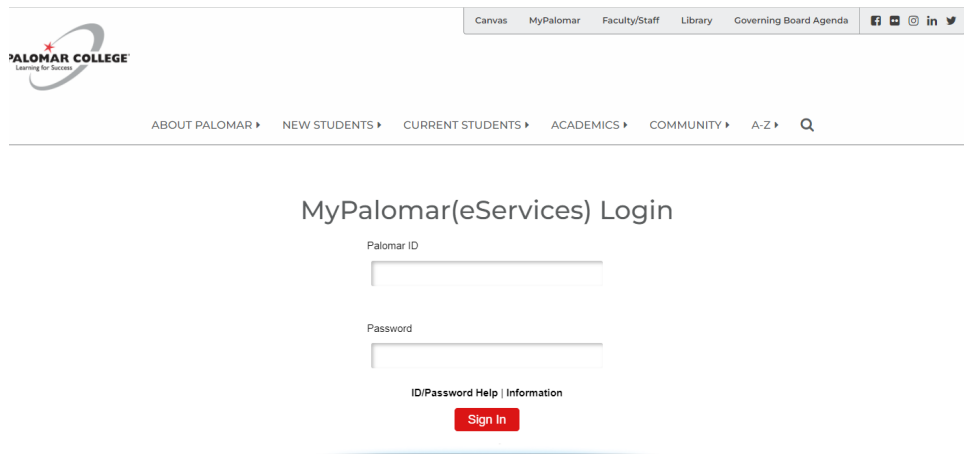


Once you are enrolled in a course, you are able to access the “Purchase Parking Permit” page. It is recommended that you wait 15 minutes after enrolling for the term before accessing the link- this allows the system to register you as a current student.

1. Log into your MyPalomar Account.

<https://my.palomar.edu/psp/palc9prd/?cmd=login>



Canvas MyPalomar Faculty/Staff Library Governing Board Agenda

ABOUT PALOMAR NEW STUDENTS CURRENT STUDENTS ACADEMICS COMMUNITY A-Z

MyPalomar(eServices) Login

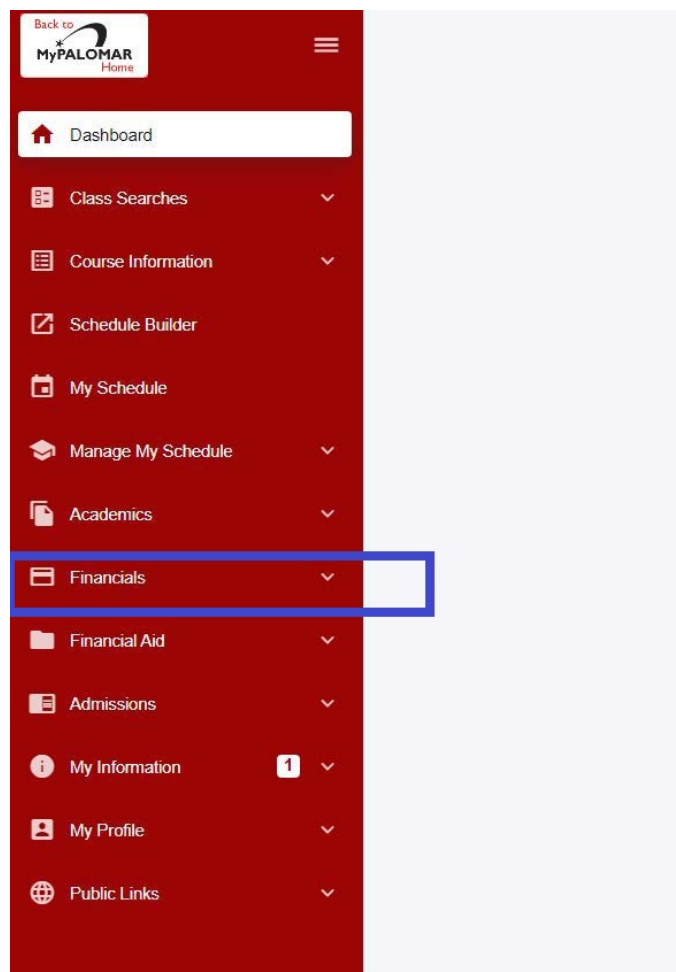
Palomar ID

Password

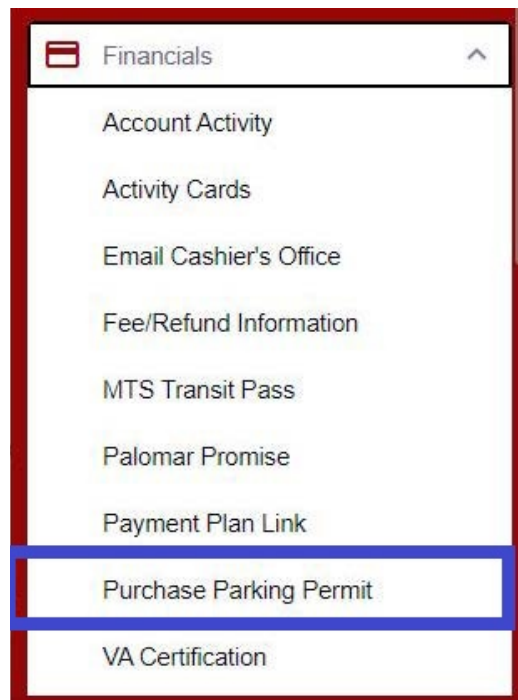
[ID/Password Help](#) | [Information](#)

[Sign In](#)

2. Once logged in, select **Financials**.



3. Under My Finances and Financial Assistance, click on the



4. You will be re-directed to the parking permit page.

A screenshot of the Palomar College website's 'APPLICATION SEMESTER PARKING PERMIT' page. The page has a blue header with the Palomar College logo and navigation links: Home, Make a Payment, View Selected(0), Contest Citation, Terms of Use, Contact, FAQ, and Help. The main content area is white with a light blue background. It features a title 'APPLICATION SEMESTER PARKING PERMIT' and 'Palomar College Parking Permit'. Below the title, there are sections for 'SECTION A: Details', 'WARNING!', 'Please note Palomar College Summer Parking Permits are not valid in the Staff Parking Lots.', 'SECTION B: Instructions', 'SECTION C: Online Application Form', 'STUDENT INFORMATION', and 'PERMIT REQUESTED'. The 'STUDENT INFORMATION' section includes a 'Student ID Number*' field. The 'PERMIT REQUESTED' section includes a 'Select Semester:' dropdown menu with 'SPRING (January 2022 - May 2022)' selected, a 'Select Permit For*' dropdown menu with 'VEHICLE' selected, and a 'Select Number of License Plates for Permit Purchase*' dropdown menu with '1' selected. The page also contains several watermarks for 'VISA' and 'MasterCard'.

5. Complete your Vehicle Information. If you have a vehicle and a motorcycle, please select vehicle. You are able to upload up to 5 vehicles. Please note that only one vehicle is allowed on campus at a time and if more are found, you will be ticketed. Please ensure that your vehicle information is accurate. **Your license plate is your permit. You will not receive a physical permit.** Once you have completed the Vehicle and Personal Information, click Continue at the bottom of the page.

SECTION C: Online Application Form

Please complete the application form below:
(* Indicates required field)

STUDENT INFORMATION

Student ID Number*

ID Number MUST be entered to complete a permit application online.

PERMIT REQUESTED

Select Semester: *
 SPRING (January 2022 - May 2022)

Select Permit For *
VEHICLE

Select Number of License Plates for Permit Purchase* Maximum allowed is 5 license plates.
1

VEHICLE INFORMATION

License Plate* License Plate State/Prov* Make* Model

 California

PERSONAL INFORMATION

First Name* Last Name*

Email* Verify Email* Phone*

ADDRESS

Street #* Street Name* Apartment#

City* State* Zip*
 California

6. You are then directed to the payment page. Please complete the payment information and click Submit Payment.

Confirmation
Parking Permit
Palomar College Parking Permit

Please Note: Credit Card information will not be printed on the Parking Permit.

Valid for SPRING semester Permit Fee: \$46.00
For Plate or VIN#: 5498321 **Total Amount Due: \$46.00**

Credit Card Information
(* Indicates required field)

Card Type*:

Card Number*:

Expires*: 01 | 2022

Your name as it appears on your credit card*:

Card Security Code*: [Learn More](#)

Credit Card Billing Address

Address 1*: Address 2:

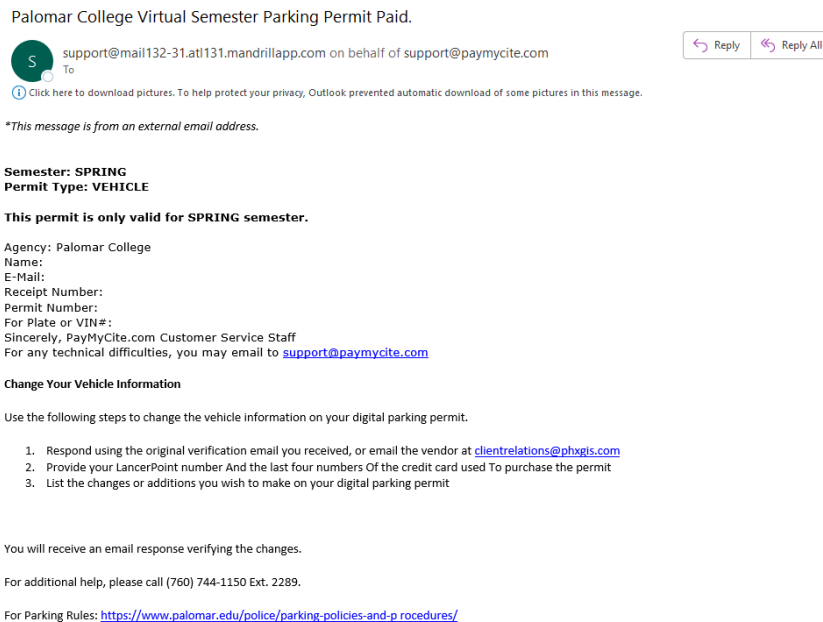
City*: State*: Zip*:

Note: Charges will appear on your credit card statement as "PARKING SERVICE CENTER"

DO NOT click your refresh button during payment processing! Doing so may cause a duplicate payment.

Each click on SUBMIT PAYMENT button will cause a duplicate payment.

7. Once you have submitted your payment, you will receive a confirmation email.



Your parking permit is your license plate- **you will not receive a physical permit.**