



WELCOME DAY

A VIRTUAL EXPERIENCE

August 12 & 13





Wednesday, August 12, 2020

9:00am – 9:50am	Promise Kick-Off Welcome Session	Palomar Promise Team
10:00am – 10:50am	Time Management for an Online Learning Environment	Cari Martinez, Promise Counselor General Counseling Department
11:00am – 11:50am	How to Navigate Canvas	Andrea Salvatierra, TLC Assistant Teaching & Learning Center
11:10am – 12:00pm	Financial Aid Presentation (Understanding Your To Do List & Awards)	Patricia Serafin, Financial Aid Advisor Financial Aid Office
12:00pm – 12:50pm	Student Life & Leadership Get Involved – Student Clubs & Resources	Pippa Pierce, Supervisor of Student Life & Leadership Kelly Donaghy, Student Activities Coordinator
1:00pm – 1:50pm	Extended Opportunity Programs & Services	Steve Salter, EOPS Director Leslie Aguilar, EOPS Outreach Specialist
2:00pm – 2:50pm	Overview of Tutoring Services	Dr. Mireya Gutierrez-Aguero, STEM Center Supervisor Diego Lecca, Tutoring Center Coordinator
3:00pm – 3:50pm	Student Health Centers & Behavioral Counseling Services	Hope Rull, RN, BSN, PHN Lenka Schalkle, MPH, CHES, Health Counseling Services
4:00pm – 5:30pm	How to Navigate MyPalomar Student Portal	Yolanda Wilson, M.A., Instructional Support Assistant III ESL Department

Thursday, August 13, 2020

10:00am – 10:50am	Overview of Tutoring Services	Dr. Mireya Gutierrez-Aguero, STEM Center Supervisor Diego Lecca, Tutoring Center Coordinator
11:00am – 11:50am	Student Health Centers & Behavioral Counseling Services	Hope Rull, RN, BSN, PHN Lenka Schalkle, MPH, CHES, Health Counseling Services
12:00pm – 1:00pm	Time Management for an Online Learning Environment	Cari Martinez, Promise Counselor General Counseling Department
12:00pm – 1:30pm	How to Navigate MyPalomar Student Portal	Yolanda Wilson, M.A., Instructional Support Assistant III ESL Department
1:00pm – 1:50am	Guided Virtual Campus Tour	Tony Cristian Quiroz, Outreach Specialist Deanna Shoop, Outreach Services Manager
2:00pm – 2:30pm	Navigating the Palomar College Website	Debra Avila, TLC San Marcos Manager Rosalinda Tovar, TLC SM Coordinator Palomar Promise Team
3:00pm – 3:30pm	How to Navigate Canvas	Andrea Salvatierra, TLC Assistant Teaching & Learning Center



Fall 2020 Virtual Welcome Days Agenda

Tuesday, August 18

10:00am – 11:00am	Coffee Hour with Promise Team	Debra Avila, TLC SM Manager Rosalinda Tovar, TLC Coordinator Dalia Lopez, TLC Assistant
2:00pm – 3:00pm	Preparing for a Successful First Year	Dana O'Callaghan, Ph.D. Assistant Professor/Counselor

Helpful links to plan your day(s):

Visit the **Palomar Promise Virtual Welcome Days** website at:

<https://www2.palomar.edu/pages/palomarpromise/welcome-day-2020/>

For more information and to view **workshop descriptions**, please visit:

<https://www2.palomar.edu/pages/palomarpromise/welcome-day-highlights/>

To **download Palomar Promise Zoom backgrounds** to use during Zoom meetings/workshops, visit:

<https://www2.palomar.edu/pages/palomarpromise/connect-with-us/>

Contact Information:

Palomar Promise

promise@palomar.edu

www.palomar.edu/palomarpromise

760-744-1150, ext. 3931



Why Participate?

- Meet staff, counselors and administrators from across campus to learn about the various resources and support programs available to you as a Palomar College student.
- Palomar Promise students are **required** to attend Skillshops during their fall and spring semester in order to maintain their Promise eligibility. Participation in the Promise Virtual Welcome Day will count towards your required Skillshop (must sign up and attend at least 3 Welcome Day sessions in order to count towards your fall Skillshop requirement).
- Attending Welcome Days is essential for all new Palomar Promise students to learn how they can thrive at Palomar College during this significant transition.

What if I can't attend because I have to work?

Although we highly encourage all incoming Promise students to attend, we understand some students may be unable to join us due to work obligations. The Virtual Promise Welcome Day website will remain live after August 13 and the live presentations/workshops will be available as recorded sessions to view.

How will these sessions be offered?

- All live sessions will be offered via ZOOM.
- Some sessions are pre-recorded and are accessible online via the Promise Welcome Day website. You can view these recordings now!

How do I register?

- Review the Welcome Day agenda online at <https://www2.palomar.edu/pages/palomarpromise/welcome-day-highlights/> and then find the sessions you plan to attend.
- Click on the "Register for this Session" button next to the workshop description.
- Fill out the pre-registration form and submit. Within a couple of minutes, you will receive a confirmation email with the Zoom meeting details and link to join the workshop via Zoom.
- To help you organize your schedule, we encourage you to add all the Zoom events to your calendar as you will need to access these links the day of the event.
- Please note each virtual workshop has its own Zoom URL, and you must register in advance to join.

How do I join the virtual Promise Welcome Day sessions using Zoom?

- All Virtual Welcome Day workshops will be held using Zoom.

You can join Zoom session in several ways:

1. Using the [Zoom website](#).
 2. Download the Zoom app to your desktop and join from the app.
 3. Download the Zoom app from your mobile device and join from the app.
- When joining a Zoom meeting you will be given a URL and a Meeting ID.
 - Prior to joining the virtual workshop, please first sign in to your own zoom account! This ensures you are authenticated and we know who you are.

For additional resources using Zoom, visit: <https://www2.palomar.edu/pages/tutoringservices/preparing-for-your-online-class-with-canvas-zoom/>

Joining Zoom Sessions from the Web, from your Desktop App, from your phone App

From the Zoom app:

1. Open the **Zoom** app on your desktop, Start button, **Zoom** folder, start **Zoom**.
2. Click on Sign in.
3. Click on **Join**.
4. Enter the **Meeting** ID (this is displayed in the email invitation)

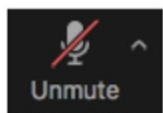
From the Web Browser:

1. Go to [Zoom.US](https://zoom.us)
2. Sign in To Your Account
3. Click on "**Join A Meeting**"
4. Enter your **Meeting** ID

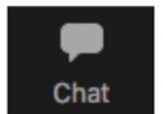
From a Mobile Device App

1. Open the App on Your Device
2. Sign in to you APP
3. Click on "**Join**"
4. Enter your **Meeting** ID (you will find this number on your Zoom Confirmation email after registering)

Virtual Workshop Tips – When Joining the Zoom session



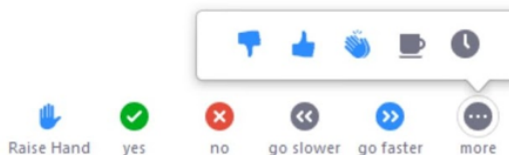
Stay MUTED when not purposefully speaking to the group.




Use the CHAT to connect!
***Feel free to use the Chat feature to ask questions*



Start Video to allow others to see you!
Note: If there are wifi challenges it is helpful to Stop video.



Raise your hand to request to be unmuted and speak to the group, or use nonverbal feedback buttons to respond to questions.



PALOMAR PROMISE

CONTACT INFORMATION

PALOMAR PROMISE

760-744-1150, EXT. 3931

WWW.PALOMAR.EDU/PALOMARPROMISE