



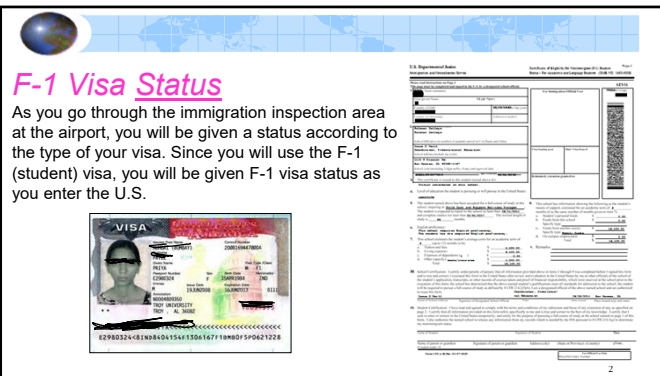
Studying in the USA Legally

Your Responsibilities to Stay Legal

2024-2025



1

1




F-1 Visa Status

As you go through the immigration inspection area at the airport, you will be given a status according to the type of your visa. Since you will use the F-1 (student) visa, you will be given F-1 visa status as you enter the U.S.

2

2






Requirements to stay Legal

unexpired passport

Valid I-20 form

Complete 12 units
each semester

No unauthorized employment!!

3

3



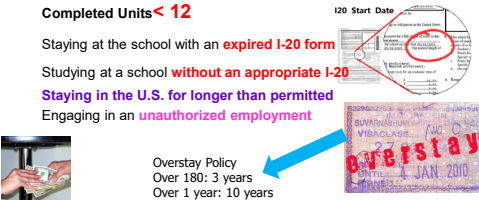
Falling out of Your Visa Status (become illegal)

F-1
Visa status
Legal Stay

Loss of F-1 visa status
Illegal Stay

4

4



Losing F-1 visa status (becoming an illegal alien – don't do)

Completed Units < 12

Staying at the school with an **expired I-20 form**

Studying at a school **without an appropriate I-20**

Staying in the U.S. for **longer than permitted**

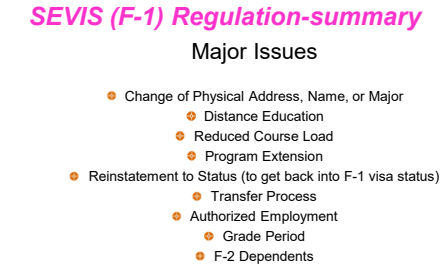
Engaging in an **unauthorized employment**

Overstay Policy
Over 180: 3 years
Over 1 year: 10 years

I-20 Start Date
JAN 2010

5

5




SEVIS (F-1) Regulation-summary

Major Issues

- Change of Physical Address, Name, or Major
 - Distance Education
 - Reduced Course Load
 - Program Extension
- Reinstatement to Status (to get back into F-1 visa status)
 - Transfer Process
 - Authorized Employment
 - Grade Period
 - F-2 Dependents

6

6



Extension of Program

Expiration of I-20 = Termination of your SEVIS record = your stay will become **ILLEGAL**.


1. Remember when your I-20 expires.
2. Apply for program extension if additional semester is needed.

Eligibility

- Be legal (active SEVIS record)
- Good academic standing

10


10



Reinstatement to Status (RTS) – getting back in to F1 visa status

Eligibility to apply for RTS

- Out of status < 5 months
- No repeated violation
- Enroll full-time immediately
- No unauthorized employment




Note that the immigration regulations and policies have become very strict.

11

11



Transfer Process



Complete the Process and get a New I-20 within **60 days**.

Notify the Office of International Education your intention to transfer

- Acceptance letter
- SEVIS release request form
- Last semester questionnaire

- Transfer process must be completed within **60 days from the last day of attendance at the current school**
- Report to the new school by the date indicated on the new I-20 form

12

12



Authorized Employment

- ✦ Practical Training
- ✦ Curricular Practical Training
- ✦ On-campus Employment
- ✦ Off-campus Employment with Approval – Economic Hardship

13

13



On-Campus Employment

F1 Visa > one year

A student employment position at Palomar College

20 hours (SCHOOL DAYS)

40 hours (Limited student job position)

JOB

Do not count on Employment

14

14



Off-Campus Employment Optional Practical Training

- ✦ Employment Opportunity to work in the field you completed (employment must be related to your major)
- ✦ Eligibility – after 9 months in F1 status
- ✦ Up to 20 (Part-time) or 40 hours a week (full-time)
- ✦ Must have DHS approval
- ✦ File form I-765 (DHS document), \$410 application fee

15

15




Off-Campus Employment Curricular Practical Training

- Employment Opportunity to work in the field you completed (employment must be related to your major)
- Eligibility: student's major must require internship (Cooperative Education 100, 150)
- Eligibility – after 9 months in F1 status
- Up to 20 hours/week
- DHS Approval not Required
- Approval from Yasue is required

16

16



Off-Campus Employment Under Economic Hardship

- Eligibility – after 9 months in F1 status
- Unforeseeable financial hardship
 - ▣ Drastic change of foreign currency exchange rate
 - ▣ Sponsor lost his/her job
 - ▣ Nationwide Financial Crisis in the home country

17

17



Grace Period for Departure from U.S.



Certificate/AA/AS

60 days



Non-completion

15 days

Failure to enroll (without notice to the office)



0 (ZERO) GRACE PERIOD

18



18

Reportable Items

- ✦ Semester Reports
 - Last day of the semester
 - Start date of next semester
 - Current address
 - Unit > 12
- ✦ Changes in legal name, local address, or major

CHANGE OF MAJOR INFORMATION

10 days





19

19


Reportable Items – cont.

- ✦ Other student information



In-4
Visa expires
Legal Stay

Out of status
Illegal Stay



- Failure to maintain status
- Early Graduation
- Disciplinary Action taken by the college
- Any notification request made by SEVIS with respect to the current status of the student

20

20

Traveling Documents



Passport

Valid Visa (to return)

Travel signature (I-20)





Good for one year from the date of signature



21

21



Your Requirement as an International Student at Palomar College

- Continuous insurance coverage
- your new email address to office
- Address change **within 10 days**
- Change of major – **New I-20 form**
- 12< number of units

Educational plan

Read messages coming from the international students office

22

22



Final Words from the International Student Office

Remember that it is **YOUR responsibility** to maintain your F-1 visa status.

If you don't know, **don't ask your friends**, but ask the Office of International Education staff

23

23
