

Student Insurance

Steps to Enroll

Step 1

2023-2024

Palomar College

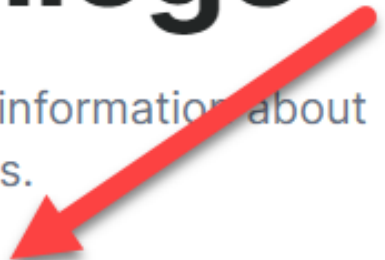
Welcome to your one stop to find information about the insurance your school provides.

[Explore the Plan](#)


[Begin Enrollment](#)

Already Enrolled?

[Access my Account](#)




Step 2




Enter your Student email address


Select Palomar College from the drop down


Click on Next



ahp | Academic HealthPlans™


Welcome! 
Health Insurance System

School Email *
mstud1111@student.palomar.edu 

School *
Palomar College 

Next

Step 3



ahp | **Academic HealthPlans™**

[← Change the email](#)

Welcome!

Health Insurance System

School Email * ✓


mstud1111@student.palomar.edu

Password * 👁

ed in

[Login](#)

[Forgot your Password?](#)

 Are you a student and don't have an account? [Create one now!](#)

If this is your first insurance enrollment, please click on the Create One Now! link

Step 4

Sign Up

1 Student Information

School Email *

mstud1111@student.palomar.edu



This is your primary email account

School *

Palomar College

Student Category *

International Undergraduate



Select
International
Undergraduate

Student ID *

9 numerical digits

Step 5

Sign Up

✓ Student Information

School Email *

mstud1111@student.palomar.edu ✓

This is your primary email account

School *

Palomar College ▼

Student Category *

International Undergraduate ▼

Student ID *

111222333

Enter
Palomar
Student ID
number

Step 6

Personal Information

Enter your personal information and click on
I do not have a Social Security Number

First Name *

Mary

Middle Name

Ann

Gender *

Female ▼

Marital Status

Single ▼

Last name *

Student

Date of birth *

01/01/1998 

Social Security Number (SSN) *

9 digits number

I do not have a Social Security Number

Step 7



Contact Information

Enter your Contact Information

Personal Email

xxxxx@gmail.com

Parent Email

mom@gmail.com

Send notifications to alternate emails



Your alternate emails include the Personal and Parent email

Address *

1234 Park St

City *

San Marcos

State *

California ▼

Zip code *

92069

Primary Phone

(760) 222-3333

Secondary Phone

Step 8



Agree to Terms

I agree to the [Terms of Use](#).

Check the box, I agree to terms of use
and click on Create Account

Create account

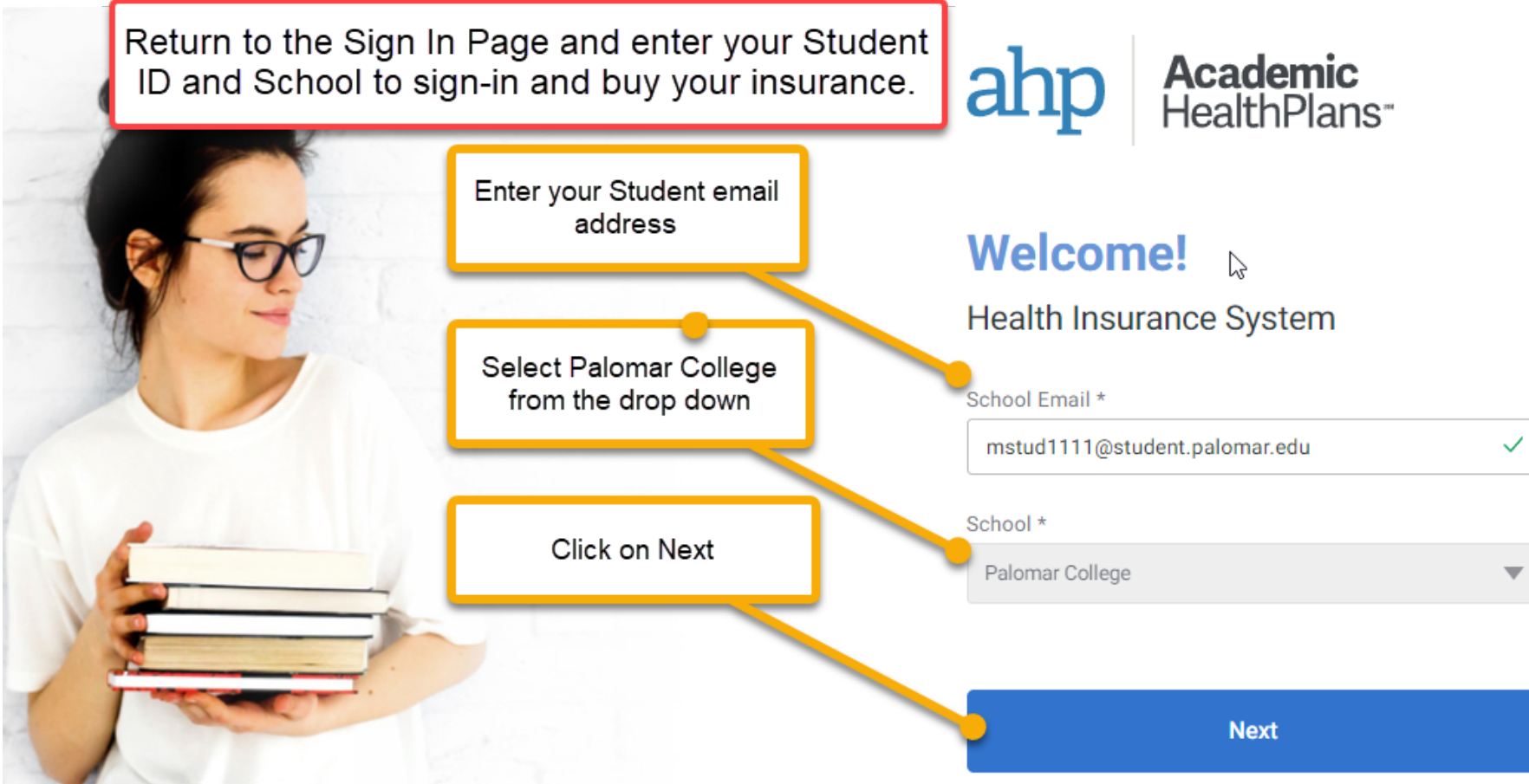
Step 9



Congratulations!

You finished the sign up process.
Check your email to complete the registration.

Step 10



Return to the Sign In Page and enter your Student ID and School to sign-in and buy your insurance.

ahp | Academic HealthPlans™

Welcome!
Health Insurance System

School Email *
mstud1111@student.palomar.edu ✓

School *
Palomar College ▼

Next

Enter your Student email address

Select Palomar College from the drop down

Click on Next

The image shows a young woman with glasses holding a stack of books. The background is a light-colored wall. The sign-in form is on the right side of the image, and the callouts are on the left side, pointing to the form fields and the 'Next' button.