


Palomar College Quick Orientation



Educational Hierarchy

Generally speaking the more formal education - the greater income potential



Educational Options at Palomar College



- ◆ Personal or career enrichment
- ◆ Vocational certificate
- ◆ Associate of Arts Degree
- ◆ Transfer preparation to a 4-year school

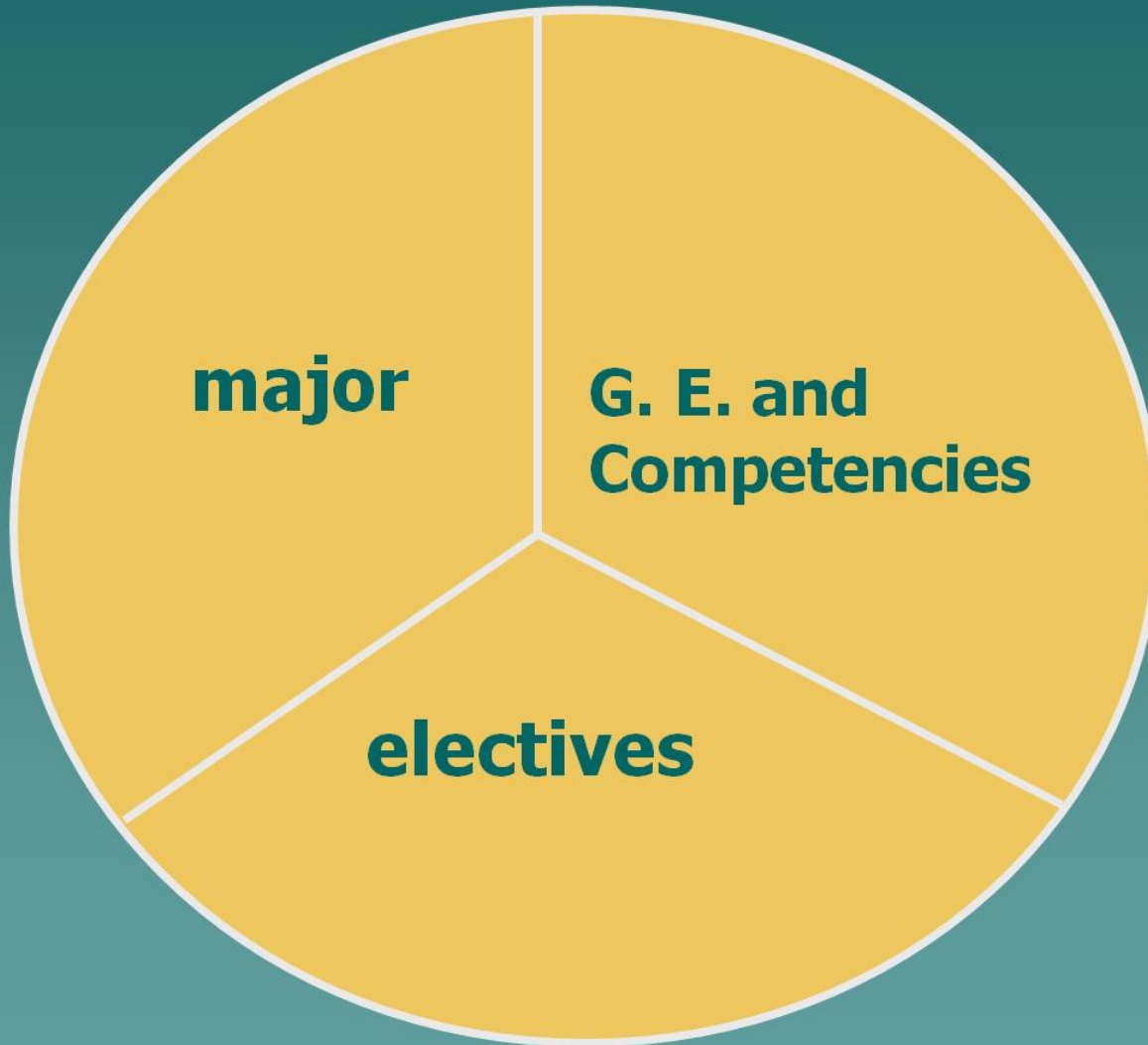


Vocational Certificates



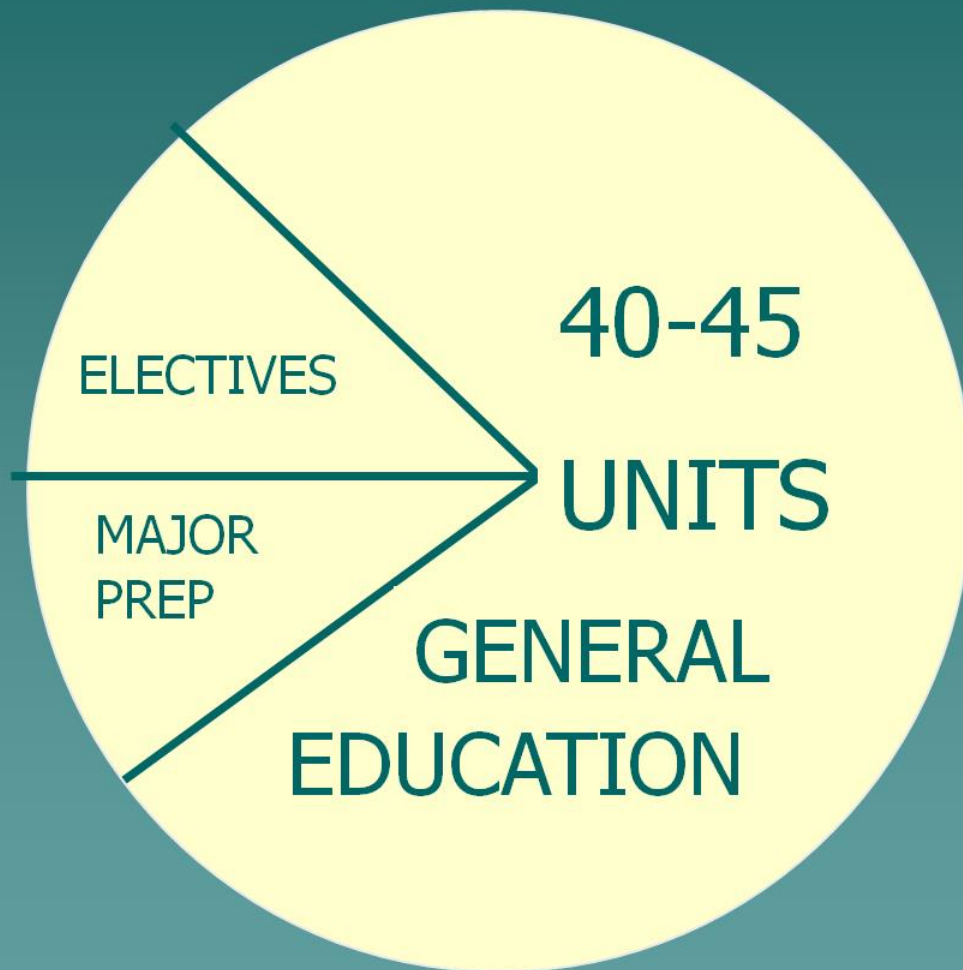
- ◆ Hands-on vocational training
- ◆ Little, if any academic coursework
- ◆ Prepares students for immediate employment
- ◆ requires less coursework than degree programs

Associate of Arts Degree



- ◆ Requires 60 units
- ◆ Prepares students for immediate employment after graduation
- ◆ Requires 2.0 G.P.A.

TRANSFER PREPARATION




- ◆ Usually requires 60 transfer level units minimum
- ◆ Includes general education courses
- ◆ Includes preparation courses in the major
- ◆ Prepares students with the first half of a Bachelor's degree
- ◆ Math, science, K-8 grade teaching, business administration and technical majors will require more prep for the major and should begin major prep as soon as possible

TRANSFER POSSIBILITIES

- ◆ 23 California State Universities: CSUSM, SDSU, LA, Fresno, Chico, Sacramento, Dominguez Hills, Northridge, Long Beach, Monterey Bay, Channel Islands, Fullerton, Humboldt, Stanislaus, East Bay, San Jose, San Luis Obispo, Pomona, Sonoma, Maritime, Bakersfield, Northridge, San Bernardino. Use the CSU GE Blue Sheet
- ◆ 10 University of California Universities: UCSD, UC Davis, Berkeley, Riverside, Santa Cruz, Irvine, Santa Barbara, Los Angeles, Merced. Use the Green IGETC Sheet
- ◆ Out of State and private



Internet Tools

- ◆ www.assist.org
 - ◆ www.csummentor.edu
 - ◆ www.ucop.edu/pathways
 - ◆ www.aiccu.edu
 - ◆ www.aiccumentor.org
 - ◆ <http://online.onetcenter.org>
 - ◆ www.careerzone.org
- 
- A stylized, dark teal mountain range graphic is located in the bottom right corner of the slide, extending from the right edge towards the center.

COLLEGE TERMINOLOGY



College catalog

- ◆ A paperback book printed each year and is available online at www.palomar.edu
- ◆ Contains important course and major information
- ◆ Outlines all current college policies
- ◆ Shows all regulations and requirements that apply to the students who begin attending Palomar college during that year

Class Schedule



- ◆ A paper list of class offerings issued before the fall, spring and summer terms
- ◆ Available online before every term at www.palomar.edu
- ◆ Includes classes at all locations
- ◆ Read carefully for class locations; hours, days, and dates taught; and prerequisites


transfer and non transfer units

Courses 0-49	Courses 50-99	Courses 100+
Remedial	pre-college	college level
Non-AA	AA	AA
Non-transfer	Non-transfer	transfer
ENG 10	ENG 50	ENG 100*
ESL < 50	ESL 97, 98	ESL 101-131
MATH 10, 15	MATH 50, 56* or 60*	Math 100+
READ 10, 30	READ 50	READ 110

*course requirement for the AA


PREREQUISITE

A requirement that must be satisfied before enrolling in a particular course; usually a prior course or placement test score

A stylized, dark teal silhouette of a mountain range is located in the bottom right corner of the slide, partially overlapping the main text area.

How many classes should I take?

- ◆ Courses are assigned a unit value based on lecture or lab time required each week
- ◆ Units, credits or hours all mean the same thing
- ◆ Typically 1 unit equals 1 hour lecture and 2 hours study per week in a 16 week semester class



15-18 units=

45-54 hours per week

12-15 units=

36-45 hours per week

9-12 units=

27-36 hours per week


6-9 units=

18-27 hours per week

3-6 units=

9-18 hours per week

What instructional format would I prefer?

- ◆ Traditional lecture style
 - ◆ Self Taught
 - ◆ Self paced/Open Entry/Open Exit
 - ◆ TV/Telenet
 - ◆ Internet-not recommended for all students
- 
- A stylized, dark teal silhouette of a mountain range is positioned in the bottom right corner of the slide, extending from the right edge towards the center.


Where do I want to take my classes?

San Marcos
Escondido
Camp Pendleton
Fallbrook
Pauma
Ramona
Borrego Springs
Mt. Carmel



- ◆ Be careful to select classes on the campus of your choice

How do I select classes for the semester?

- ◆ The college catalog lists all certificate and AA requirements
 - ◆ Transfer students will use the appropriate GE checklist and ASSIST for major preparation class requirements
- 
- A stylized, dark teal mountain range graphic is located in the bottom right corner of the slide, extending from the right edge towards the center.



What classes do I take if I really am not sure yet about my academic goal?

- ◆ English, math, and or GE
- ◆ COUN 110, College Success Skills
- ◆ COUN 115, 165 and 170, Career and major exploration classes
- ◆ COUN 120, Quest for Identity and Life Skills
- ◆ Reading 30, 50 or 110
- ◆ ESL 130 or 131 (Reading for ESL students)
- ◆ An introductory course in area being considered for a major
- ◆ A course just for fun

Students will assemble a schedule by selecting classes that do not conflict with each other or with other responsibilities like work- see scheduling grid



PLAN YOUR SCHEDULE

	Monday	Tuesday	Wednesday	Thursday	Friday	
7:00						
7:30						
8:00						
8:30						
9:00						
9:30	MATH 50	ART 100	MATH 50	ART 100		
10:00						
10:30		ESL 101		ESL 101		
11:00						
11:30						
12:00	PE 136		PE 136			
12:30						
1:00						
1:30						
2:00	COUN 110		COUN 110			
2:30						
3:00						
3:30						
4:00						
4:30						
5:00						

What tools can I use to figure out my semester schedule?


- ◆ Printed class schedule
- ◆ Searchable class schedule online at www.palomar.edu



How do I get into
my classes for the
semester?

www.palomar.edu
Click on e-services

Who signs me up or drops me from my classes?

- ◆ Students are responsible for registering themselves using e-services
 - ◆ If a student does not want to be issued a letter grade for a class then the student must go online and drop by the drop deadline
- 
- A stylized, dark teal silhouette of a mountain range is located in the bottom right corner of the slide, partially overlapping the bottom edge of the text area.

The Palomar College Office of International Education staff supports you in your educational endeavors.

After classes start this coming semester, make an appointment with a counselor to expand your educational plan.

Call (760) 744-1150, extension 2167 for an appointment

See the International Student Counselor at least once per semester.

Your success is our success!

