

October 19, 2017


**MEMORANDUM OF UNDERSTANDING**  
**BETWEEN THE PALOMAR COMMUNITY COLLEGE DISTRICT**  
**AND THE PALOMAR FACULTY FEDERATION**

This Memorandum of Understanding (“MOU”) is entered by and between the PALOMAR COMMUNITY COLLEGE DISTRICT (“District”) and the PALOMAR FACULTY FEDERATION (“PFF”) and is with respect to Article 8: Course Maximums.


The Emergency Medical Education (EME) program has external accreditation requirements that necessitate the adjustment of several of their course caps for the Spring 2018 semester. Since student registration for Spring 2018 begins on November 6, 2017, this MOU covers the following changes to EME course caps to be effective for the Spring 2018 semester, and thereafter. Negotiations for the complete course maximums list will continue during this school year, and will include the changes listed below.

COURSE NUMBER	CURRENT LECTURE CAP	CURRENT LAB CAP	NEW LECTURE CAP (effective Spring 2018)	NEW LAB CAP (effective Spring 2018)	COMMENTS
EME 106 & 106L	30	15	30 (same)	10	Accreditation requirements: teacher/student ratio of 1:10, new lab cap also allows for 3 lab sections to share one lecture section.
EME 175 & 175L	30	15	30 (same)	10	Accreditation requirements: teacher/student ratio of 1:10, new lab cap also allows for 3 lab sections to share one lecture section.
EME 206 & 206L	32	12	36	12 (same)	Increasing the cap size on the lecture will allow 3 lab sections to share one lecture section. New classroom configuration allows this increase. Accreditation requirements: teacher/student ratio of 1:6
EME 207 & 207L	32	12	36	12 (same)	Increasing the cap size on the lecture will allow 3 lab sections to share one lecture section. New classroom configuration allows this increase. Accreditation requirements: teacher/student ratio of 1:6
EME 208 & 208L	32	12	36	12 (same)	Increasing the cap size on the lecture will allow 3 lab sections to share one lecture section. New classroom configuration allows this increase. Accreditation requirements: teacher/student ratio of 1:6
EME 209 & 209L	32	12	36	12 (same)	Increasing the cap size on the lecture will allow 3 lab sections to share one lecture section. New classroom configuration allows this increase. Accreditation requirements: teacher/student ratio of 1:6
EME 210		32		36	Change reflects true capacity of hospital placements.
EME 211		10		36	Change reflects true capacity of hospital placements.
EME 212		10		36	Change reflects true capacity of hospital placements.
EME 215		32		36	Change reflects true capacity of hospital placements.


Dated: 10/24/17

  
\_\_\_\_\_  
Lisa M. Norman Ed.D, J.D.  
Assistant Superintendent/Vice President, HR  
District Chief Negotiator


Dated: 10/25/17

  
\_\_\_\_\_  
Jenny Eferro  
Lead Negotiator, PFF

Dated: 10/25/17

  
\_\_\_\_\_  
Teresa Laughlin  
Co-President, PFF

Dated: 10/25/17

  
\_\_\_\_\_  
Colleen Bixler  
Co-President, PFF