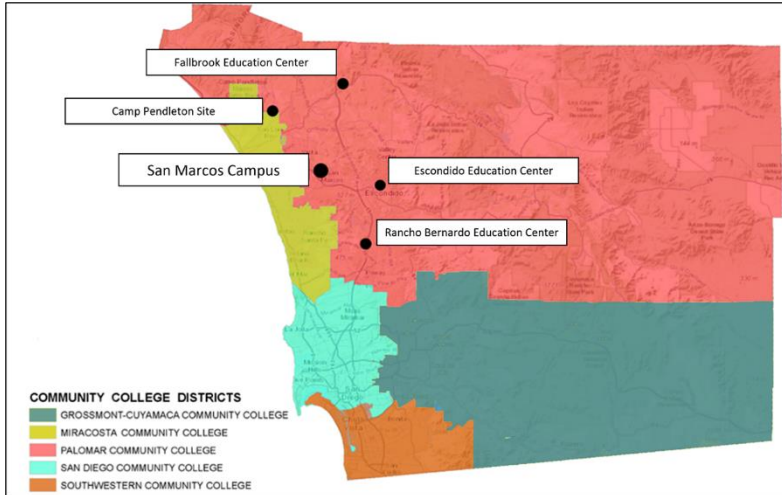


2025-26 Institutional Effectiveness Presentation
Palomar College Governing Board
April 28, 2026

Our Community

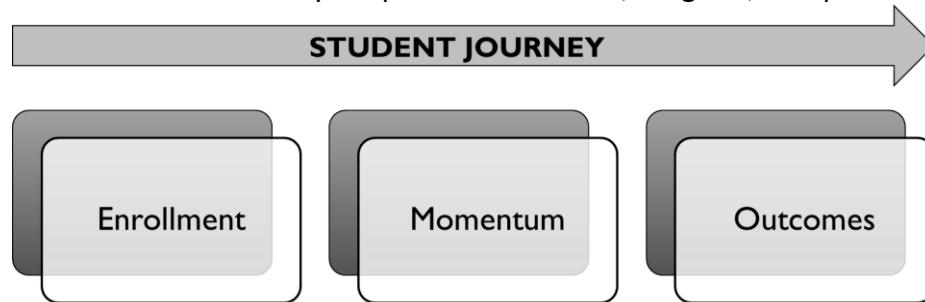
DISTRICT OVERVIEW



1. Population Estimates and Demographics
 - Population Estimates: Overall and Adult (18-64)
 - Population Estimates: Demographic Profile
 - Population Estimates by Planning Area
 - Population Estimates by Planning Area: Demographic Profile
2. Education and Income
 - Public K12 Enrollments and Graduates (Historical and Projected)
 - District Educational Attainment Overall (Ages 25+)
 - Educational Attainment (Ages 25+) by Planning Area
 - Household Income Overall
 - Household Income by Planning Area
3. Enrollment From Our Community (Who Comes to Palomar)
 - Where do our students live?
 - Participation Rates (Number of students per 1,000 adults)
 - Recent High School Graduate Enrollment Rate
4. Highlights, Planning, and Action

Our Students

1. The Student Journey Simplified: Enrollment, Progress, Completion



2. Enrollment

- Student Count and Demographics
- Other Student Populations
- Student Characteristics (Financial Aid, Full-time/Part-time Status, Work Status)
- Summary, Highlights, and Takeaways

3. Momentum

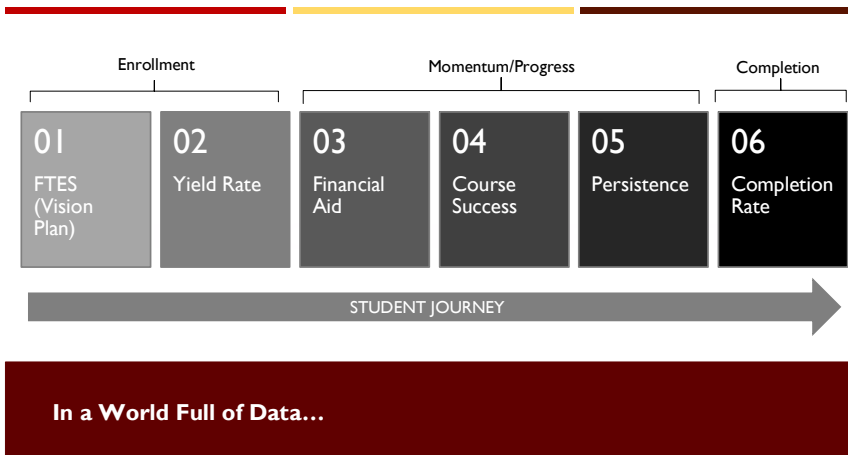
- Course Success Rates
- Completion of Math and English in the First year
- Persistence (First fall to First Spring; First Fall to Second Fall)
- Summary, Highlights, and Takeaways

4. Student Outcomes

- Count of Degrees and Top Program Awards
- Count of Certificates and Top Certificate Awards
- Count of Transfers and Top Transfer Destinations and Majors
- Summary Highlights, and Takeaways

Planning and Accountability Metrics Across the Student Journey Metrics

1. Progress on Student Journey Metrics (Six Big Picture Planning Metrics)



2. ACCJC Institution Set Standards and Stretch Goals

- Course Success Rates
- Count of Degrees, Certificates, and Transfers
- Licensure Rates

3. Summary, Highlights, and Takeaways

Planning and Action

1. Strategies Aligned with Data and Vision Plan (includes Handout of Strategies mapped to Vision Plan)

Labor Market and Post Education Outcomes

1. Labor Market

- Recent Job Growth by Industry
- Projected Job Growth by Industry
- Project Job Growth by Level of Education
- Top Palomar Programs

2. Post Education Outcomes

- Background
- ACCJC Return on Investment (ROI)
- Labor Market Outcomes