



Updates on the Student Centered Funding Formula

The Chancellor's Office is responsible for successfully implementing the Student Centered Funding Formula (SCFF). The SCFF funds districts using a base allocation tied to enrollment, a supplemental allocation to benefit high-needs students, and a student success allocation based on outcomes.

The SCFF directs state funds consistent with the *Vision for Success* and creates stronger financial incentives to support implementation of Guided Pathways.

- Our goals have been to 1) invest in progress toward the *Vision for Success*, 2) ensure that students who have faced barriers to success have additional support, and 3) make resources most useful to districts by making them stable, predictable, and flexible.
- Governor Brown's administration worked with the Chancellor's Office to design the SCFF to reinforce the significant reforms initiated in recent years, with consideration of the insights from the research on higher education funding formulas in other states. Most notably, we built measures of access and success of high-needs students directly into the formula—a response to concerns that colleges would work only to enroll and graduate students with characteristics that suggest they are likely to succeed.
- The SCFF's structure emphasizes the need for districts to have sufficient time to respond to these incentives. It commits that all districts will receive at least their 2017-18 revenues, adjusted by changes in the cost-of-living, during a multi-year transition period.

The 2019-20 budget amended the SCFF's structure to create longer-term stability and clarify the outcomes we want to encourage.

- The changes moderate the transition by calculating funding rates so that, in 2019-20, 70 percent of funds would be allocated for the base allocation, 20 percent for the supplemental allocation, and 10 percent for the student success allocation. These rates would simply grow by cost-of-living adjustments (COLA) beginning in 2020-21.
- Second, for the student success allocation, the SCFF now:
 - Counts only the highest of the degrees and certificates a student earned in a year and counts an award only if the student was also enrolled that year. These changes respond to concerns that counting each award weakens incentives for colleges to implement guided pathways, instead possibly extending students' enrollment to generate redundant awards. These changes help colleges keep students' needs in mind by encouraging timely awarding of the credentials students earned.
 - Defines a transfer student as one who completed at least 12 units in the district and subsequently enrolled in a four-year university to better identify students who start in the community colleges with the goal of transferring to earn a bachelor's degree.
 - Uses three-year averages of the factors for year-to-year stability in allocations.
- Finally, the budget extends the minimum revenue provision so that districts will receive at least their 2017-18 revenues, adjusted by COLA, through 2021-22. This one-year extension recognizes the significant work required at the Chancellor's Office and at the colleges to put the formula in place in 2018-19.



As a system, we must work to advocate both for full funding of the SCFF and for recognition of much greater needs of California’s community college students—including the historic lack of resources for the state’s low-income and first-generation college students.

- The law charges an SCFF Oversight Committee appointed by the Governor and Legislature with ongoing monitoring of the formula and continuing review of key policy questions. It will make recommendations:
 - By January 2020, on whether, and possibly how, districts should receive additional funds based on measures related to a student’s status as a first-generation college student, a student’s financial need (with emphasis on measures that consider differences in costs across regions), and a student’s academic proficiency.
 - By June 2021, on funding for noncredit courses and instructional service agreements and methods by which allocations could be adjusted in a recession.
- Throughout implementation, the Chancellor’s Office has relied on advice from the Advisory Workgroup on Fiscal Affairs, coordinated with the CEO Funding Formula Taskforce, and supported the work of the SCFF Oversight Committee. This work will continue to require the efforts on the part of many. Through these interactions, our goal has been to identify issues, engage in consultation, and evaluate alternatives.
- Colleges have been understandably concerned that in 2018-19 funds appropriated for the SCFF were insufficient to support its costs. This required the Chancellor’s Office to determine how to manage the apportionment of funds within available resources. Following consultation with the Department of Finance and legislative staff, our highest priority has been to apportion to all districts at least their 2017-18 revenues, adjusted by COLA, maintaining that commitment of minimum revenues. The impact of the revenue shortfall was felt most acutely by those districts that would have seen the most significant year-over-year gains in transitioning to the SCFF. Using our most recent estimates, the Governor and Legislature would need to appropriate an additional \$103 million for 2018-19 to fully fund all districts.
- We must join together to advocate for a clear message: each year, the SCFF must be fully funded. This will require greater commitments of funds on the state’s part. It also requires changes in processes, so that adjustments can be made to state appropriations based on revised estimates of SCFF costs and revenues. That is, if costs are higher than budgeted or if offsetting revenues are lower than budgeted, appropriations must increase. Mid-year changes—like those many districts experienced this year—disrupt educational programs and create long-term challenges for districts’ fiscal health.
- We must also create urgency around a bigger picture. Per-student revenues for the CCC remain far lower than those for the University of California, the California State University, and the state’s K-12 schools. In the Local Control Funding Formula, the state acknowledged that students who have faced the greatest barriers to success require additional resources to achieve the state’s goals. Yet, after high school, many will attend community colleges where they will have less access to resources than their typically more-advantaged peers. We must strongly advocate for additional resources to allow our colleges to meet the needs of the state and achieve the *Vision for Success*.

Supplemental Allocation Metrics

Metric	Definition	Statutory Reference	Data Source(s)	Data Element(s)	Detail	Criteria
AB540 Students	Headcount of students by district who were granted an exemption from nonresident tuition pursuant to ECS 68130.5 in the district in the reporting year	ECS 84750.4(e)(3)	CCFS-320			CCFS-320 Part IX
Pell Grant Recipients	Headcount of students by district who received a Federal Pell Grant in the district in the reporting year	ECS 84750.4(e)(2)	MIS	GI01 DISTRICT-COLLEGE-IDENTIFER	In district	Students who meet all the following criteria are counted: With a record in the student aid award (FA) file for the district for the reporting year where student award type is GP and the student aid award amount received is greater than zero
				GI03 TERM-IDENTIFIER	In reporting year	
				SF21 STUDENT-AID-AWARD-TYPE	GP	
				SF22 STUDENT-AID-AWARD-TYPE	> 0	
Promise Grant Recipients	Headcount of students by district who received a California College Promise Grant fee waiver pursuant to ECS 76300 in the district in the reporting year	ECS 84750.4(e)(4)	MIS	GI01 DISTRICT-COLLEGE-IDENTIFER	In district	Students who meet all the following criteria are counted: With a record in the student aid award (FA) file for the district for the reporting year where student award type is BA, B1, B2, B3, BB, BC, or BD and the student aid award amount received is greater than zero
				GI03 TERM-IDENTIFIER	In reporting year	
				SF21 STUDENT-AID-AWARD TYPE	BA, B1, B2, B3, BB, BC, BD	
				SF22 STUDENT-AID-AMOUNT-RECEIVED	> 0	

Student Success Allocation Metrics (All Students)

Metric	Definition	Statutory Reference	Data Source(s)	Data Element(s)	Detail	Criteria
Associate Degree for Transfer (ADT)	Headcount of students by district who were reported as receiving a Chancellor’s Office approved associate degree for transfer (ADT) at the district in the reporting year and were reported with an enrollment at the district in the reporting year	ECS 84750.4(f)(1)(B)(ii)	MIS, COCI	GI01 DISTRICT-COLLEGE-IDENTIFIER	In district	Students who meet all the following criteria are counted: With a record in the Student Program Award (SP) file for the district for the reporting year where program award type is A or S and the program control number is reported as an approved ADT program in COCI With a record in the Student Enrollment (SX) file for the district for any term in the reporting year
				GI03 TERM-IDENTIFIER	In reporting year	
				SP02 STUDENT-PROGRAM-AWARD	A or S	
				SP04 STUDENT-PROGRAM-CONTROL-NUMBER	Is an ADT program in COCI (AAT_AST is A or S)	
Associate Degree	Headcount of students by district who were reported as receiving a Chancellor’s Office approved associate degree at the district in the reporting year and were reported with an enrollment at the district in the reporting year and did not meet the criteria for the SCFF Associate Degree for Transfer (ADT) metric	ECS 84750.4(f)(1)(B)(i)	MIS, COCI	GI01 DISTRICT-COLLEGE-IDENTIFIER	In district	Students who meet all the following criteria are counted: With a record in the Student Program Award (SP) file for the district for the reporting year where program award type is A or S and the program control number is not reported as an approved ADT program in COCI With a record in the Student Enrollment (SX) file for the district for any term in the reporting year Not counted in SCFF Associate Degree for Transfer (ADT) metric in district in reporting year
				GI03 TERM-IDENTIFIER	In reporting year	
				SP02 STUDENT-PROGRAM-AWARD	A or S	
				SP04 STUDENT-PROGRAM-CONTROL-NUMBER	Is not an ADT program in COCI (AAT_AST is not A or S)	
Baccalaureate Degree	Headcount of students by district who were reported as receiving a Chancellor’s	ECS 84750.4(f)(1)(B)(i)	MIS	GI01 DISTRICT-COLLEGE-IDENTIFIER	In district	Students who meet all the following criteria are counted:

Student Success Allocation Metrics (All Students)

Metric	Definition	Statutory Reference	Data Source(s)	Data Element(s)	Detail	Criteria
	Office approved baccalaureate degree at the district in the reporting year and were reported with an enrollment at the district in the reporting year and did not meet the criteria for the SCFF Associate Degree for Transfer (ADT) metric or SCFF Associate Degree metric			GI03 TERM-IDENTIFIER SP02 STUDENT-PROGRAM-AWARD	In reporting year Y or Z	With a record in the Student Program Award (SP) file for the district for the reporting year where program award type is Y or Z With a record in the Student Enrollment (SX) file for the district for any term in the reporting year Not counted in SCFF Associate Degree for Transfer (ADT) metric or SCFF Associate Degree metric in district in reporting year
Credit Certificate	Headcount of students by district who were reported as receiving a Chancellor’s Office approved credit certificate requiring the equivalent of 16 or more semester units at the district in the reporting year and were reported with an enrollment at the district in the reporting year and did not meet the criteria for the SCFF Associate Degree for Transfer (ADT) metric, SCFF Associate Degree metric, or SCFF Baccalaureate Degree metric	ECS 84750.4(f)(1)(B)(iii) ECS 84750.4(f)(1)(B)(iii)(II)	MIS	GI01 DISTRICT-COLLEGE-IDENTIFIER GI03 TERM-IDENTIFIER SP02 STUDENT-PROGRAM-AWARD	In district In reporting year L, N, T, or F	Students who meet all the following criteria are counted: With a record in the Student Program Award (SP) file for the district for the reporting year where program award type is L, N, T, or F With a record in the Student Enrollment (SX) file for the district for any term in the reporting year Not counted in SCFF Associate Degree for Transfer (ADT) metric, SCFF Associate Degree metric, or SCFF Baccalaureate Degree metric in district in reporting year
Completion of Transfer Level	Headcount of students by district who successfully completed both a transfer-	ECS 84750.4(f)(1)(C)	MIS	GI01 DISTRICT-COLLEGE-IDENTIFIER	In district	Students who meet all of the following criteria are counted:

Student Success Allocation Metrics (All Students)

Metric	Definition	Statutory Reference	Data Source(s)	Data Element(s)	Detail	Criteria
Mathematics and English	level mathematics course and a transfer-level English course with grades equivalent to C or better in the district during the academic year when first reported as non-special admit credit student			GI03 TERM-IDENTIFIER	Of Student Enrollment (SX) records in academic year where student is reported as a first time non-special admit credit student	<p>Is a first time non-special admit credit student in any term in the reporting year</p> <p>With a record in the Student Enrollment (SX) file for the district for any term in the reporting year where course TOP code is 170100 and enrollment credit status is T and grade is A, B, C, P, IA, IB, IC, or IPP</p> <p>With a record in the Student Enrollment (SX) file for the district for any term in the reporting year where course TOP code is 150100 or 152000 and enrollment credit status is T and grade is A, B, C, P, IA, IB, IC, or IPP</p>
				CB03 COURSE-TOP-CODE	For Math 170100 For English 150100 or 152000	
				SXD2 ENROLLMENT-CREDIT-STATUS	T	
				SX04 ENROLLMENT-GRADE	First character in A, B, C, or P OR first two characters in IA, IB, or IC OR IPP	
Successful Transfer to a	Headcount of students by district who earned the equivalent of 12 or more	ECS 84750.4(f)(1)(D)(iv)(II)	MIS, CSU,UC, National	GI01 DISTRICT-COLLEGE-IDENTIFIER	In district	Students who meet all of the following criteria are counted:

Student Success Allocation Metrics (All Students)

Metric	Definition	Statutory Reference	Data Source(s)	Data Element(s)	Detail	Criteria
Four-Year University	semester units in the district in the year prior to the reporting year and were not reported as enrolled at a California Community College in the reporting year and were reported as enrolled at a 4-year institution in the reporting year		Student Clearinghouse	GI03 TERM-IDENTIFIER	For enrollment requirement: of Student Enrollment (SX) records in year preceding reporting year	Where sum of units earned for records in the Student Enrollment (SX) file at colleges in the district for any term in the academic year preceding the reporting year is equal to or greater than the equivalent of 12 semester units
				SX03 ENROLLMENT-UNITS-EARNED	For non-enrollment requirement: of Student Enrollment (SX) records in reporting year	With no records in the Student Enrollment (SX) file at colleges in any district for any term in the reporting year With an enrollment reported at a 4 year institution in the reporting year in the CSU, UC, or National Student Clearinghouse data
Nine or More CTE Units	Headcount of students by district who successfully completed the equivalent of	ECS 84750.4(f)(1)(E)	MIS	GI01 DISTRICT-COLLEGE-IDENTIFIER	In district	Students who meet all of the following criteria are counted:

Student Success Allocation Metrics (All Students)

Metric	Definition	Statutory Reference	Data Source(s)	Data Element(s)	Detail	Criteria
	nine or more CTE units with grades equivalent to C or better within the district in the reporting year			GI03 TERM-IDENTIFIER	In reporting year	Where sum of units earned for records in the Student Enrollment (SX) file at colleges in the district for any term in the reporting year where course SAM code is A, B, or C or course TOP code is identified as vocational and grade is A, B, C, P, IA, IB, IC, or IPP is equal to or greater than the equivalent of 9 semester units
				CB09 COURSE-SAM-PRIORITY-CODE OR CB03 COURSE-TOP-CODE	CB09 = A, B, or C OR CB03 identified as vocational	
				SX04 ENROLLMENT-GRADE	First character in A, B, C, or P OR first two characters in IA, IB, or IC OR IPP	
				SX03 ENROLLMENT-UNITS-EARNED	Sum of SX03 ENROLLMENT-UNITS-EARNED in district in reporting year >= equivalent of 9 semester units	
Attainment of Regional Living Wage	Headcount of students by district who were enrolled in the district in the year prior to the reporting year, were not enrolled system-wide or	ECS 84750.4(f)(1)(F)	MIS, EDD, Insight Center for the Community Economic	GI01 DISTRICT-COLLEGE-IDENTIFIER	In district	Students who meet all of the following criteria are counted: With a record in the Student Enrollment (SX) file for the district for
				GI03 TERM-IDENTIFIER	For enrollment requirement:	

Student Success Allocation Metrics (All Students)

Metric	Definition	Statutory Reference	Data Source(s)	Data Element(s)	Detail	Criteria
	<p>at any transfer institution in the reporting year, and were reported as earning wages greater than or equal to the regional living wage for the district in the reporting year</p> <p>A student's reported wage is compared to the living wage for one adult, for the county with the greatest area of overlap with the district boundary.</p> <p>The county-specific living wage data is sourced from the Insight Center for Community Economic Development Self-Sufficiency Tool.</p>		Development Self-Sufficiency Tool, UC, CSU, National Student Clearinghouse		<p>of Student Enrollment (SX) records in year preceding reporting year</p> <p>For non-enrollment requirement: of Student Enrollment (SX) records in reporting year</p>	<p>any term in the academic year preceding the reporting year</p> <p>With no records in the Student Enrollment (SX) file at colleges in any district for any term in the reporting year</p> <p>With no enrollment reported at a transfer institution in the reporting year in the CSU, UC, or National Student Clearinghouse data</p>
				UC/CSU/National Student Clearinghouse	No enrollment reported at transfer institution in reporting year	Where the annualized fourth quarter wages reported in the EDD UI data for the reporting year are equal to or greater than the living wage threshold reported by the Insight Center for the Community Economic Development Self-Sufficiency Tool for the county with the greatest area of overlap with the district boundaries
				EDD	Annualized fourth quarter EDD UI wages	
				Insight Center for Community Economic Development Self-Sufficiency Tool	Living wage threshold by county	

Equity Component of Student Success Allocation Metrics (Pell Grant Recipient Students)

Metric	Definition	Statutory Reference	Data Source(s)	Data Element(s)	Detail	Criteria
Associate Degree for Transfer (ADT) Student Success Equity Component Pell Grant Recipient Student	Headcount of students by district who were reported as receiving a Chancellor's Office approved associate degree for transfer (ADT) at the district in the reporting year and were reported with an enrollment at the district in the reporting year who received a Federal Pell Grant in the system in the reporting year or any prior year	ECS 84750.4(f)(1)(B)(ii) ECS 84750.4(f)(2)(C)(i)	MIS, COCI	GI01 DISTRICT-COLLEGE-IDENTIFIER	In district	Students who meet all the following criteria are counted: With a record in the Student Program Award (SP) file for the district for the reporting year where program award type is A or S and the program control number is reported as an approved ADT program in COCI With a record in the Student Enrollment (SX) file for the district for any term in the reporting year With a record in the student aid award (FA) file for any district for any year up to and including the reporting year where student award type is GP and the student aid award amount received is greater than zero
				GI03 TERM-IDENTIFIER (SP)	In reporting year	
				SP02 STUDENT-PROGRAM-AWARD	A or S	
				SP04 STUDENT-PROGRAM-CONTROL-NUMBER	Is an ADT program in COCI (AAT_AST is A or S)	
				GI03 TERM-IDENTIFIER (FA)	In reporting year or any prior year	
				SF21 STUDENT-AID-AWARD-TYPE	GP	
				SF22 STUDENT-AID-AWARD-TYPE	> 0	

Equity Component of Student Success Allocation Metrics (Pell Grant Recipient Students)

Metric	Definition	Statutory Reference	Data Source(s)	Data Element(s)	Detail	Criteria
Associate Degree Student Success Equity Component Pell Grant Recipient Student	Headcount of students by district who were reported as receiving a Chancellor’s Office approved associate degree at the district in the reporting year and were reported with an enrollment at the district in the reporting year who received a Federal Pell Grant in the system in the reporting year or any prior year and did not meet the criteria for the SCFF Associate Degree for Transfer (ADT) metric	ECS 84750.4(f)(1)(B)(i) ECS 84750.4(f)(2)(C)(i)	MIS, COCI	GI01 DISTRICT-COLLEGE-IDENTIFIER	In district	Students who meet all the following criteria are counted: With a record in the Student Program Award (SP) file for the district for the reporting year where program award type is A or S and the program control number is not reported as an approved ADT program in COCI With a record in the Student Enrollment (SX) file for the district for any term in the reporting year With a record in the student aid award (FA) file for any district for any year up to and including the reporting year where student award type is GP and the student aid award amount received is greater than zero Not counted in SCFF Associate Degree for Transfer (ADT) metric in district in reporting year
				GI03 TERM-IDENTIFIER (SP)	In reporting year	
				SP02 STUDENT-PROGRAM-AWARD	A or S	
				SP04 STUDENT-PROGRAM-CONTROL-NUMBER	Is not an ADT program in COCI (AAT_AST is not A or S)	
				GI03 TERM-IDENTIFIER (FA)	In reporting year or any prior year	
				SF21 STUDENT-AID-AWARD-TYPE	GP	
				SF22 STUDENT-AID-AWARD-TYPE	> 0	

Equity Component of Student Success Allocation Metrics (Pell Grant Recipient Students)

Metric	Definition	Statutory Reference	Data Source(s)	Data Element(s)	Detail	Criteria
Baccalaureate Degree Student Success Equity Component Pell Grant Recipient Student	Headcount of students by district who were reported as receiving a Chancellor’s Office approved baccalaureate degree at the district in the reporting year and were reported with an enrollment at the district in the reporting year who received a Federal Pell Grant in the system in the reporting year or any prior year and did not meet the criteria for the SCFF Associate Degree for Transfer (ADT) metric or SCFF Associate Degree metric	ECS 84750.4(f)(1)(B)(i) ECS 84750.4(f)(2)(C)(i)	MIS	GI01 DISTRICT-COLLEGE-IDENTIFIER	In district	Students who meet all the following criteria are counted: With a record in the Student Program Award (SP) file for the district for the reporting year where program award type is Y or Z With a record in the Student Enrollment (SX) file for the district for any term in the reporting year With a record in the student aid award (FA) file for any district for any year up to and including the reporting year where student award type is GP and the student aid award amount received is greater than zero Not counted in SCFF Associate Degree for Transfer (ADT) metric or SCFF Associate Degree metric in district in reporting year
				GI03 TERM-IDENTIFIER (SP)	In reporting year	
				SP02 STUDENT-PROGRAM-AWARD	Y or Z	
				GI03 TERM-IDENTIFIER (FA)	In reporting year or any prior year	
				SF21 STUDENT-AID-AWARD-TYPE	GP	
				SF22 STUDENT-AID-AWARD-TYPE	> 0	

Equity Component of Student Success Allocation Metrics (Pell Grant Recipient Students)

Metric	Definition	Statutory Reference	Data Source(s)	Data Element(s)	Detail	Criteria
Credit Certificate Student Success Equity Component Pell Grant Recipient Student	Headcount of students by district who were reported as receiving a Chancellor’s Office approved credit certificate requiring the equivalent of 16 or more semester units at the district in the reporting year and were reported with an enrollment at the district in the reporting year who received a Federal Pell Grant in the system in the reporting year or any prior year and did not meet the criteria for the SCFF Associate Degree for Transfer (ADT) metric, SCFF Associate Degree metric, or SCFF Baccalaureate Degree metric	ECS 84750.4(f)(1)(B)(iii)	MIS	GI01 DISTRICT-COLLEGE-IDENTIFIER	In district	Students who meet all the following criteria are counted: With a record in the Student Program Award (SP) file for the district for the reporting year where program award type is L, N, T, or F With a record in the Student Enrollment (SX) file for the district for any term in the reporting year With a record in the student aid award (FA) file for any district for any year up to and including the reporting year where student award type is GP and the student aid award amount received is greater than zero Not counted in SCFF Associate Degree for Transfer (ADT) metric, SCFF Associate Degree metric, or SCFF Baccalaureate Degree metric in district in reporting year
		ECS 84750.4(f)(1)(B)(iii)(II)		GI03 TERM-IDENTIFIER (SP)	In reporting year	
		ECS 84750.4(f)(2)(C)(i)		SP02 STUDENT-PROGRAM-AWARD	L, N, T, or F	
				GI03 TERM-IDENTIFIER (FA)	In reporting year or any prior year	
				SF21 STUDENT-AID-AWARD-TYPE	GP	
				SF22 STUDENT-AID-AWARD-TYPE	> 0	

Equity Component of Student Success Allocation Metrics (Pell Grant Recipient Students)

Metric	Definition	Statutory Reference	Data Source(s)	Data Element(s)	Detail	Criteria
Completion of Transfer Level Mathematics and English Student Success Equity Component Pell Grant Recipient Student	Headcount of students by district who successfully completed both a transfer-level mathematics course and a transfer-level English course with grades equivalent to C or better in the district during the academic year when first reported as non-special admit credit student who received a Federal Pell Grant in the system in the reporting year or any prior year	ECS 84750.4(f)(1)(C) ECS 84750.4(f)(2)(C)(i)	MIS	GI01 DISTRICT-COLLEGE-IDENTIFIER	In district	Students who meet all of the following criteria are counted: Is a first time non-special admit credit student in any term in the reporting year With a record in the Student Enrollment (SX) file for the district for any term in the reporting year where course TOP code is 170100 and enrollment credit status is T and grade is A, B, C, P, IA, IB, IC, or IPP With a record in the Student Enrollment (SX) file for the district for any term in the reporting year where course TOP code is 150100 or 152000 and enrollment credit status is T and grade is A, B, C, P, IA, IB, IC, or IPP With a record in the student aid award (FA) file for any district for any year up to and including the reporting year where student award type is GP and the student aid award amount received is greater than zero
				GI03 TERM-IDENTIFIER (SX)	Of Student Enrollment (SX) records in academic year where student is reported as a first time non-special admit credit student	
				CB03 COURSE-TOP-CODE	For Math 170100 For English 150100 or 152000	
				SXD2 ENROLLMENT-CREDIT-STATUS	T	
				SX04 ENROLLMENT-GRADE	First character in A, B, C, or P OR first two characters in IA, IB, or IC OR IPP	
				GI03 TERM-IDENTIFIER (FA)	In reporting year or any prior year	
				SF21 STUDENT-AID-AWARD-TYPE	GP	

Equity Component of Student Success Allocation Metrics (Pell Grant Recipient Students)

Metric	Definition	Statutory Reference	Data Source(s)	Data Element(s)	Detail	Criteria
				SF22 STUDENT-AID-AWARD-TYPE	> 0	
Successful Transfer to a Four-Year University Student Success Equity Component Pell Grant Recipient Student	Headcount of students by district who earned the equivalent of 12 or more semester units in the district in the year prior to the reporting year and were not reported as enrolled at a California Community College in the reporting year and were reported as enrolled at a 4-year institution in the reporting year who received a Federal Pell Grant in the system in the reporting year or any prior year	ECS 84750.4(f)(1)(D)(iv)(II) ECS 84750.4(f)(2)(C)(i)	MIS, CSU,UC, National Student Clearinghouse	GI01 DISTRICT-COLLEGE-IDENTIFIER	In district	Students who meet all of the following criteria are counted: Where sum of units earned for records in the Student Enrollment (SX) file at colleges in the district for any term in the academic year preceding the reporting year is equal to or greater than the equivalent of 12 semester units With no records in the Student Enrollment (SX) file at colleges in any district for any term in the reporting year With an enrollment reported at a 4 year institution in the reporting year in the CSU, UC, or National Student Clearinghouse data With a record in the student aid award (FA) file for any district for any year up to and including the reporting year where student award type is GP and the student aid award amount received is greater than zero
				GI03 TERM-IDENTIFIER (SX)	For enrollment requirement: of Student Enrollment (SX) records in year preceding reporting year For non-enrollment requirement: of Student Enrollment (SX) records in reporting year	
				SX03 ENROLLMENT-UNITS-EARNED	Sum of SX03 ENROLLMENT-UNITS-EARNED in district in year preceding reporting year >= equivalent of 12 semester units	
				GI03 TERM-IDENTIFIER (FA)	In reporting year or any prior year	

Equity Component of Student Success Allocation Metrics (Pell Grant Recipient Students)

Metric	Definition	Statutory Reference	Data Source(s)	Data Element(s)	Detail	Criteria
				SF21 STUDENT-AID-AWARD-TYPE	GP	
				SF22 STUDENT-AID-AWARD-TYPE	> 0	
Nine or More CTE Units Student Success Equity Component Pell Grant Recipient Student	Headcount of students by district who successfully completed the equivalent of nine or more CTE units with grades equivalent to C or better within the district in the reporting year who received a Federal Pell Grant in the system in the reporting year or any prior year	ECS 84750.4(f)(1)(E) ECS 84750.4(f)(2)(C)(i)	MIS	GI01 DISTRICT-COLLEGE-IDENTIFIER	In district	Students who meet all of the following criteria are counted: Where sum of units earned for records in the Student Enrollment (SX) file at colleges in the district for any term in the reporting year where course SAM code is A, B, or C or course TOP code is identified as vocational and grade is A, B, C, P, IA, IB, IC, or IPP is equal to or greater than the equivalent of 9 semester units With a record in the student aid award (FA) file for any district for any year up to and including the reporting year where student award type is GP and the student aid award amount received is greater than zero
				GI03 TERM-IDENTIFIER (SX)	In reporting year	
				CB09 COURSE-SAM-PRIORITY-CODE OR CB03 COURSE-TOP-CODE	CB09 = A, B, or C OR CB03 identified as vocational	
				SX04 ENROLLMENT-GRADE	First character in A, B, C, or P OR first two characters in IA, IB, or IC OR IPP	
				SX03 ENROLLMENT-UNITS-EARNED	Sum of SX03 ENROLLMENT-UNITS-EARNED in district in reporting year >= equivalent of	

Equity Component of Student Success Allocation Metrics (Pell Grant Recipient Students)

Metric	Definition	Statutory Reference	Data Source(s)	Data Element(s)	Detail	Criteria
					9 semester units	
				GI03 TERM-IDENTIFIER (FA)	In reporting year or any prior year	
				SF21 STUDENT-AID-AWARD-TYPE	GP	
				SF22 STUDENT-AID-AWARD-TYPE	> 0	
Attainment of Regional Living Wage Student Success Equity Component Pell Grant Recipient Student	<p>Headcount of students by district who were enrolled in the district in the year prior to the reporting year, were not enrolled system-wide or at any transfer institution in the reporting year, and were reported as earning wages greater than or equal to the regional living wage for the district in the reporting year who received a Federal Pell Grant in the system in the reporting year or any prior year</p> <p>A student's reported wage is compared to the living wage for one adult, for the county with the greatest area of overlap with the district boundary.</p>	<p>ECS 84750.4(f)(1)(F)</p> <p>ECS 84750.4(f)(2)(C)(i)</p>	<p>MIS, EDD, Insight Center for the Community Economic Development Self-Sufficiency Tool, UC, CSU, National Student Clearinghouse</p>	GI01 DISTRICT-COLLEGE-IDENTIFIER	In district	<p>Students who meet all of the following criteria are counted:</p> <p>With a record in the Student Enrollment (SX) file for the district for any term in the academic year preceding the reporting year</p> <p>With no records in the Student Enrollment (SX) file at colleges in any district for any term in the reporting year</p> <p>With no enrollment reported at a transfer institution in the reporting year in the CSU, UC, or National Student Clearinghouse data</p> <p>Where the annualized fourth quarter wages reported in the EDD UI data for the reporting year are equal to or greater than the living wage threshold reported by the Insight</p>
				GI03 TERM-IDENTIFIER (SX)	<p>For enrollment requirement: of Student Enrollment (SX) records in year preceding reporting year</p> <p>For non-enrollment requirement: of Student Enrollment (SX) records in reporting year</p>	
				UC/CSU/National Student Clearinghouse	No enrollment reported at transfer institution in reporting year	

Equity Component of Student Success Allocation Metrics (Pell Grant Recipient Students)

Metric	Definition	Statutory Reference	Data Source(s)	Data Element(s)	Detail	Criteria
	The county-specific living wage data is sourced from the Insight Center for Community Economic Development Self-Sufficiency Tool.			EDD	Annualized fourth quarter EDD UI wages	Center for the Community Economic Development Self-Sufficiency Tool for the county with the greatest area of overlap with the district boundaries With a record in the student aid award (FA) file for any district for any year up to and including the reporting year where student award type is GP and the student aid award amount received is greater than zero
Insight Center for Community Economic Development Self-Sufficiency Tool				Living wage threshold by county		
GI03 TERM-IDENTIFIER (FA)				In reporting year or any prior year		
SF21 STUDENT-AID-AWARD-TYPE				GP		
SF22 STUDENT-AID-AWARD-TYPE				> 0		

Equity Component of Student Success Allocation Metrics (Promise Grant Recipient Students)

Metric	Definition	Statutory Reference	Data Source(s)	Data Element(s)	Detail	Criteria
Associate Degree for Transfer (ADT)	Headcount of students by district who were reported as receiving a Chancellor's Office approved associate degree for transfer (ADT) at the district in the reporting year and were reported with	ECS 84750.4(f)(1)(B)(ii)	MIS, COCI	GI01 DISTRICT-COLLEGE-IDENTIFIER	In district	Students who meet all the following criteria are counted: With a record in the Student Program Award (SP) file for the district for the reporting year where program award type is A or S and the program control
		ECS 84750.4(f)(2)(B)		GI03 TERM-IDENTIFIER (SP)	In reporting year	

Equity Component of Student Success Allocation Metrics
(Promise Grant Recipient Students)

Metric	Definition	Statutory Reference	Data Source(s)	Data Element(s)	Detail	Criteria
Student Success Equity Component Promise Grant Recipient Grant Recipient Student	an enrollment at the district in the reporting year who received a California College Promise Grant fee waiver pursuant to ECS 76300 in the system in the reporting year or any prior year			SP02 STUDENT-PROGRAM-AWARD	A or S	number is reported as an approved ADT program in COCI With a record in the Student Enrollment (SX) file for the district for any term in the reporting year With a record in the student aid award (FA) file for any district for any year up to and including the reporting year where student award type is BA, B1, B2, B3, BB, BC, or BD and the student aid award amount received is greater than zero
				SP04 STUDENT-PROGRAM-CONTROL-NUMBER	Is an ADT program in COCI (AAT_AST is A or S)	
				GI03 TERM-IDENTIFIER (FA)	In reporting year or any prior year	
				SF21 STUDENT-AID-AWARD-TYPE	BA, B1, B2, B3, BB, BC, BD	
				SF22 STUDENT-AID-AWARD-TYPE	> 0	
Associate Degree Student Success Equity Component	Headcount of students by district who were reported as receiving a Chancellor’s Office approved associate degree at the district in the reporting year and were reported with an enrollment	ECS 84750.4(f)(1)(B)(i) ECS 84750.4(f)(2)(B)	MIS, COCI	GI01 DISTRICT-COLLEGE-IDENTIFIER	In district	Students who meet all the following criteria are counted: With a record in the Student Program Award (SP) file for the district for the reporting year where program award type is A or S and the program control
				GI03 TERM-IDENTIFIER (SP)	In reporting year	

Equity Component of Student Success Allocation Metrics
 (Promise Grant Recipient Students)

Metric	Definition	Statutory Reference	Data Source(s)	Data Element(s)	Detail	Criteria
Promise Grant Recipient Grant Recipient Student	at the district in the reporting year who received a California College Promise Grant fee waiver pursuant to ECS 76300 in the system in the reporting year or any prior year and did not meet the criteria for the SCFF Associate Degree for Transfer (ADT) metric			SP02 STUDENT-PROGRAM-AWARD	A or S	number is not reported as an approved ADT program in COCI With a record in the Student Enrollment (SX) file for the district for any term in the reporting year With a record in the student aid award (FA) file for any district for any year up to and including the reporting year where student award type is BA, B1, B2, B3, BB, BC, or BD and the student aid award amount received is greater than zero Not counted in SCFF Associate Degree for Transfer (ADT) metric in district in reporting year
				SP04 STUDENT-PROGRAM-CONTROL-NUMBER	Is not an ADT program in COCI (AAT_AST is not A or S)	
				GI03 TERM-IDENTIFIER (FA)	In reporting year or any prior year	
				SF21 STUDENT-AID-AWARD-TYPE	BA, B1, B2, B3, BB, BC, BD	
				SF22 STUDENT-AID-AWARD-TYPE	> 0	
Baccalaureate Degree	Headcount of students by district who were reported as receiving a Chancellor's	ECS 84750.4(f)(1)(B)(i)	MIS	GI01 DISTRICT-COLLEGE-IDENTIFIER	In district	Students who meet all the following criteria are counted:

Equity Component of Student Success Allocation Metrics
 (Promise Grant Recipient Students)

Metric	Definition	Statutory Reference	Data Source(s)	Data Element(s)	Detail	Criteria
Student Success Equity Component Promise Grant Recipient Student	Office approved baccalaureate degree at the district in the reporting year and were reported with an enrollment at the district in the reporting year who received a California College Promise Grant fee waiver pursuant to ECS 76300 in the system in the reporting year or any prior year and did not meet the criteria for the SCFF Associate Degree for Transfer (ADT) metric or SCFF Associate Degree metric	ECS 84750.4(f)(2)(B)		GI03 TERM-IDENTIFIER (SP)	In reporting year	With a record in the Student Program Award (SP) file for the district for the reporting year where program award type is Y or Z
				SP02 STUDENT-PROGRAM-AWARD	Y or Z	With a record in the Student Enrollment (SX) file for the district for any term in the reporting year
				GI03 TERM-IDENTIFIER (FA)	In reporting year or any prior year	With a record in the student aid award (FA) file for any district for any year up to and including the reporting year where student award type is BA, B1, B2, B3, BB, BC, or BD and the student aid award amount received is greater than zero
				SF21 STUDENT-AID-AWARD-TYPE	BA, B1, B2, B3, BB, BC, BD	
				SF22 STUDENT-AID-AWARD-TYPE	> 0	Not counted in SCFF Associate Degree for Transfer (ADT) metric or SCFF Associate Degree metric in district in reporting year

Equity Component of Student Success Allocation Metrics
(Promise Grant Recipient Students)

Metric	Definition	Statutory Reference	Data Source(s)	Data Element(s)	Detail	Criteria
Credit Certificate Student Success Equity Component Promise Grant Recipient Student	Headcount of students by district who were reported as receiving a Chancellor’s Office approved credit certificate requiring the equivalent of 16 or more semester units at the district in the reporting year and were reported with an enrollment at the district in the reporting year who received a California College Promise Grant fee waiver pursuant to ECS 76300 in the system in the reporting year or any prior year and did not meet the criteria for the SCFF Associate Degree for Transfer (ADT) metric, SCFF Associate Degree metric, or SCFF Baccalaureate Degree metric	ECS 84750.4(f)(1)(B)(iii)	MIS	GI01 DISTRICT-COLLEGE-IDENTIFIER	In district	Students who meet all the following criteria are counted: With a record in the Student Program Award (SP) file for the district for the reporting year where program award type is L, N, T, or F With a record in the Student Enrollment (SX) file for the district for any term in the reporting year With a record in the student aid award (FA) file for any district for any year up to and including the reporting year where student award type is BA, B1, B2, B3, BB, BC, or BD and the student aid award amount received is greater than zero Not counted in SCFF Associate Degree for Transfer (ADT) metric, SCFF Associate Degree metric, or SCFF Baccalaureate Degree metric in district in reporting year
		ECS 84750.4(f)(1)(B)(iii)(II)		GI03 TERM-IDENTIFIER (SP)	In reporting year	
		ECS 84750.4(f)(2)(B)		SP02 STUDENT-PROGRAM-AWARD	L, N, T, or F	
				GI03 TERM-IDENTIFIER (FA)	In reporting year or any prior year	
				SF21 STUDENT-AID-AWARD-TYPE	BA, B1, B2, B3, BB, BC, BD	
				SF22 STUDENT-AID-AWARD-TYPE	> 0	

Equity Component of Student Success Allocation Metrics
(Promise Grant Recipient Students)

Metric	Definition	Statutory Reference	Data Source(s)	Data Element(s)	Detail	Criteria
Completion of Transfer Level Mathematics and English Student Success Equity Component Promise Grant Recipient Student	Headcount of students by district who successfully completed both a transfer-level mathematics course and a transfer-level English course with grades equivalent to C or better in the district during the academic year when first reported as non-special admit credit student who received a California College Promise Grant fee waiver pursuant to ECS 76300 in the system in the reporting year or any prior year	ECS 84750.4(f)(1)(C) ECS 84750.4(f)(2)(B)	MIS	GI01 DISTRICT-COLLEGE-IDENTIFIER	In district	Students who meet all of the following criteria are counted: Is a first time non-special admit credit student in any term in the reporting year With a record in the Student Enrollment (SX) file for the district for any term in the reporting year where course TOP code is 170100 and enrollment credit status is T and grade is A, B, C, P, IA, IB, IC, or IPP With a record in the Student Enrollment (SX) file for the district for any term in the reporting year where course TOP code is 150100 or 152000 and enrollment credit status is T and grade is A, B, C, P, IA, IB, IC, or IPP With a record in the student aid award (FA) file for any district for any year up to and including the reporting year where student award type is BA, B1, B2, B3, BB, BC, or BD and the student aid award amount received is greater than zero
				GI03 TERM-IDENTIFIER (SX)	Of Student Enrollment (SX) records in academic year where student is reported as a first time non-special admit credit student	
				CB03 COURSE-TOP-CODE	For Math 170100 For English 150100 or 152000	
				SXD2 ENROLLMENT-CREDIT-STATUS	T	
				SX04 ENROLLMENT-GRADE	First character in A, B, C, or P OR first two characters in IA, IB, or IC OR IPP	
				GI03 TERM-IDENTIFIER (FA)	In reporting year or any prior year	

Equity Component of Student Success Allocation Metrics
 (Promise Grant Recipient Students)

Metric	Definition	Statutory Reference	Data Source(s)	Data Element(s)	Detail	Criteria
				SF21 STUDENT-AID-AWARD-TYPE	BA, B1, B2, B3, BB, BC, BD	
				SF22 STUDENT-AID-AWARD-TYPE	> 0	
Successful Transfer to a Four-Year University Student Success Equity Component Promise Grant Recipient Student	Headcount of students by district who earned the equivalent of 12 or more semester units in the district in the year prior to the reporting year and were not reported as enrolled at a California Community College in the reporting year and were reported as enrolled at a 4-year institution in the reporting year who received a California College Promise Grant fee waiver pursuant to ECS 76300 in the system in the reporting year or any prior year	ECS 84750.4(f)(1)(D)(iv)(II) ECS 84750.4(f)(2)(B)	MIS, CSU,UC, National Student Clearinghouse	GI01 DISTRICT-COLLEGE-IDENTIFIER	In district	Students who meet all of the following criteria are counted: Where sum of units earned for records in the Student Enrollment (SX) file at colleges in the district for any term in the academic year preceding the reporting year is equal to or greater than the equivalent of 12 semester units With no records in the Student Enrollment (SX) file at colleges in any district for any term in the reporting year With an enrollment reported at a 4 year institution in the reporting year in the CSU, UC, or National Student Clearinghouse data With a record in the student aid award (FA) file for any district for any year up to and including the reporting year where student award type is BA, B1, B2, B3, BB, BC, or BD and the
				GI03 TERM-IDENTIFIER (SX)	For enrollment requirement: of Student Enrollment (SX) records in year preceding reporting year For non-enrollment requirement: of Student Enrollment (SX) records in reporting year	
				SX03 ENROLLMENT-UNITS-EARNED	Sum of SX03 ENROLLMENT-UNITS-EARNED in district in year preceding reporting year >= equivalent of 12 semester units	

Equity Component of Student Success Allocation Metrics
 (Promise Grant Recipient Students)

Metric	Definition	Statutory Reference	Data Source(s)	Data Element(s)	Detail	Criteria
				GI03 TERM-IDENTIFIER (FA)	In reporting year or any prior year	student aid award amount received is greater than zero
				SF21 STUDENT-AID-AWARD-TYPE	BA, B1, B2, B3, BB, BC, BD	
				SF22 STUDENT-AID-AWARD-TYPE	> 0	
Nine or More CTE Units Student Success Equity Component Promise Grant Recipient Student	Headcount of students by district who successfully completed the equivalent of nine or more CTE units with grades equivalent to C or better within the district in the reporting year who received a California College Promise Grant fee waiver pursuant to ECS 76300 in the system in the reporting year or any prior year	ECS 84750.4(f)(1)(E) ECS 84750.4(f)(2)(B)	MIS	GI01 DISTRICT-COLLEGE-IDENTIFIER	In district	Students who meet all of the following criteria are counted: Where sum of units earned for records in the Student Enrollment (SX) file at colleges in the district for any term in the reporting year where course SAM code is A, B, or C or course TOP code is identified as vocational and grade is A, B, C, P, IA, IB, IC, or IPP is equal to or greater than the equivalent of 9 semester units With a record in the student aid award (FA) file for any district for any year up to and including the reporting year where student award type is BA, B1, B2, B3, BB, BC, or BD and the student aid award amount received is greater than zero
				GI03 TERM-IDENTIFIER (SX)	In reporting year	
				CB09 COURSE-SAM-PRIORITY-CODE OR CB03 COURSE-TOP-CODE	CB09 = A, B, or C OR CB03 identified as vocational	
				SX04 ENROLLMENT-GRADE	First character in A, B, C, or P OR first two characters in IA, IB, or IC OR IPP	
				SX03 ENROLLMENT-UNITS-EARNED	Sum of SX03 ENROLLMENT-UNITS-EARNED in district in	

Equity Component of Student Success Allocation Metrics
 (Promise Grant Recipient Students)

Metric	Definition	Statutory Reference	Data Source(s)	Data Element(s)	Detail	Criteria
					reporting year >= equivalent of 9 semester units	
				GI03 TERM- IDENTIFIER (FA)	In reporting year or any prior year	
				SF21 STUDENT- AID-AWARD-TYPE	BA, B1, B2, B3, BB, BC, BD	
				SF22 STUDENT- AID-AWARD-TYPE	> 0	
Attainment of Regional Living Wage Student Success Equity Component Promise Grant Recipient Student	Headcount of students by district who were enrolled in the district in the year prior to the reporting year, were not enrolled system-wide or at any transfer institution in the reporting year, and were reported as earning wages greater than or equal to the regional living wage for the district in the reporting year who received a California College Promise Grant fee waiver pursuant to ECS 76300 in the system in the reporting year or any prior year A student's reported wage is compared to the living wage for one adult, for the county	ECS 84750.4(f)(1)(F) ECS 84750.4(f)(2)(B)	MIS, EDD, Insight Center for the Community Economic Development Self- Sufficiency Tool, UC, CSU, National Student Clearinghouse	GI01 DISTRICT- COLLEGE- IDENTIFIER	In district	Students who meet all of the following criteria are counted: With a record in the Student Enrollment (SX) file for the district for any term in the academic year preceding the reporting year With no records in the Student Enrollment (SX) file at colleges in any district for any term in the reporting year With no enrollment reported at a transfer institution in the reporting year in the CSU, UC, or National Student Clearinghouse data Where the annualized fourth quarter wages reported in the EDD UI data for the reporting year are equal to or
				GI03 TERM- IDENTIFIER (SX)	For enrollment requirement: of Student Enrollment (SX) records in year preceding reporting year For non-enrollment requirement: of Student Enrollment (SX) records in reporting year	
				UC/CSU/National Student Clearinghouse	No enrollment reported at transfer	

Equity Component of Student Success Allocation Metrics
 (Promise Grant Recipient Students)

Metric	Definition	Statutory Reference	Data Source(s)	Data Element(s)	Detail	Criteria
	with the greatest area of overlap with the district boundary. The county-specific living wage data is sourced from the Insight Center for Community Economic Development Self-Sufficiency Tool.				institution in reporting year	greater than the living wage threshold reported by the Insight Center for the Community Economic Development Self-Sufficiency Tool for the county with the greatest area of overlap with the district boundaries With a record in the student aid award (FA) file for any district for any year up to and including the reporting year where student award type is BA, B1, B2, B3, BB, BC, or BD and the student aid award amount received is greater than zero
				EDD	Annualized fourth quarter EDD UI wages	
				Insight Center for Community Economic Development Self-Sufficiency Tool	Living wage threshold by county	
				GI03 TERM-IDENTIFIER (FA)	In reporting year or any prior year	
				SF21 STUDENT-AID-AWARD-TYPE	BA, B1, B2, B3, BB, BC, BD	
				SF22 STUDENT-AID-AWARD-TYPE	> 0	

LEGEND

Academic Year: Summer term through Spring term
 CCFS-320: Chancellor’s Office Apportionment Attendance Report
 COCI: Chancellor’s Office Curriculum Inventory
 CTE: Career Technical Education
 DED: Chancellor’s Office Management Information Systems Data Element Dictionary (<https://webdata.cccco.edu/ded>)
 ECS: Education Code Section
 EDD UI: Employment Development Department Unemployment Insurance

MIS: Chancellor’s Office Management Information Systems
 SAM Code: Student Accountability Model code
 TOP Code: Taxonomy of Programs code
 Reporting Year: Summer term through Spring term for which the SCFF metrics are being calculated
 SCFF: Student Centered Funding Formula

Apportionment Update

Student Centered Funding Formula

Palomar CCD
Budget Committee

Wednesday, December 10, 2019



Carmen M. Coniglio, Senior Director, Fiscal
Services, Finance and Administrative Services



FY 2018-19 Student Centered Funding Formula

SCFF Calculated Revenue Estimates

2018-19 General Apportionment Estimates and Revenue Sources (In Millions)

Statewide Totals	P1	P2	Difference
2018-19 Principal Apportionment	April 2019	June 2019	P1 & P2
Student Centered Funding Formula Allocations (In Millions)			
I. Base (70%)	4,918	4,950	32
II. Supplemental (20%)	1,396	1,396	-
III. Student Success (10%)	787	739	(48)
Total SCFF Calculated Revenue	7,101	7,085	(16)
Hold Harmless	113	123	10
2017-18 Total Computational Revenue + 2.71% COLA	7,214	7,208	(6)
Total Computational Revenue	7,214	7,208	(6)
Available Revenues			
General Fund	3,604	3,647	43
Local Property Tax	2,919	2,987	68
Enrollment Fees	459	466	7
Other Offsetting Revenues	4	5	1
Total Available Revenues	6,986	7,105	119
Statewide Shortfall	(228)	(103)	125

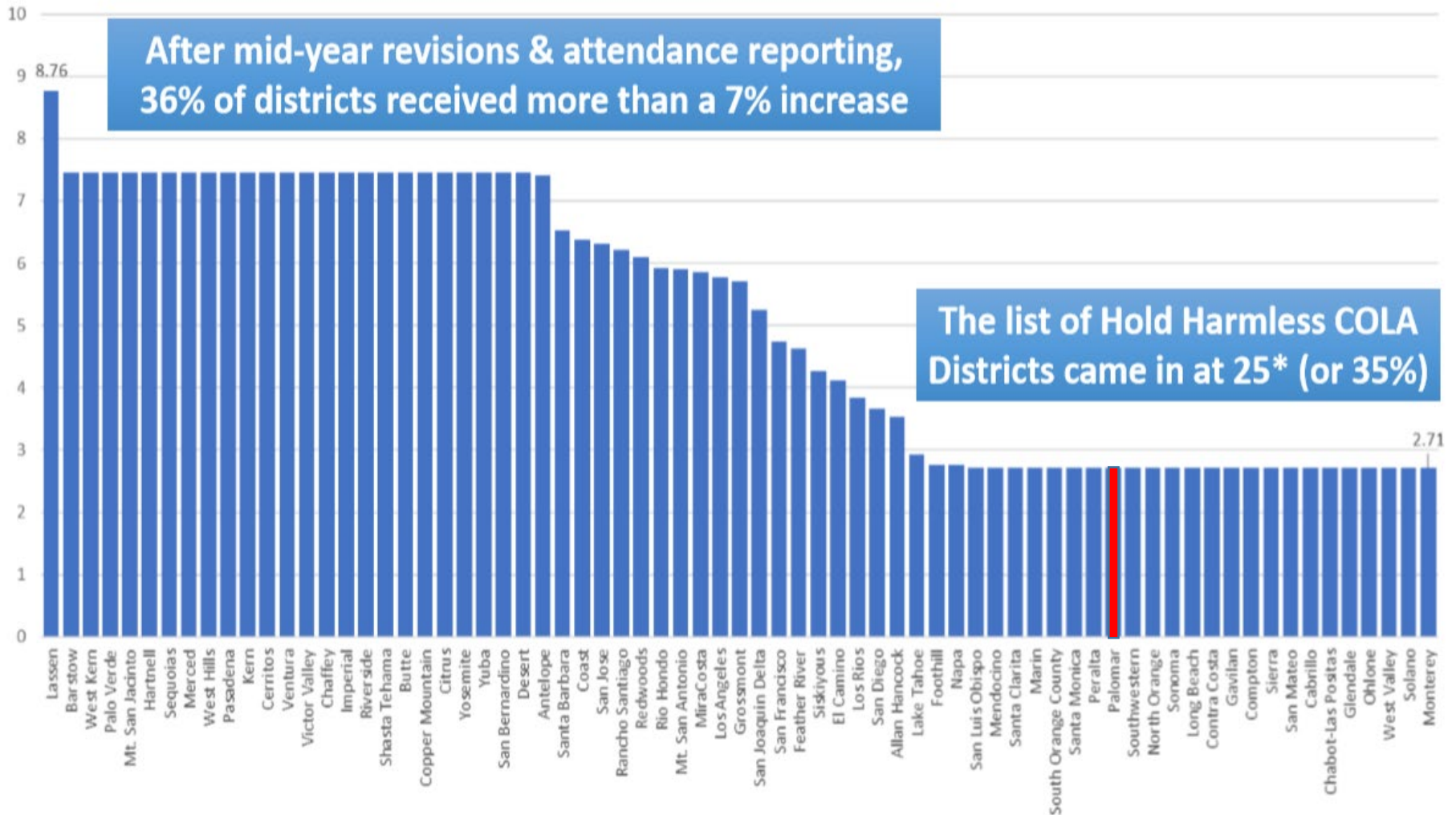
2018-19 Apportionment

2018-19 Not Enough Funding to “fully fund” the SCFF

- Chancellor’s Office was required to determine how to manage apportionment of funds within available resources
- In consultation with DOF/legislative staff, highest priority has been to apportion to all districts at least their 2017-18 revenues, adjusted by COLA **(Hold Harmless)**
- Estimated **\$103 million** is needed to fully fund ALL districts
- By March 2019:
 - 10% Cap on increase in Student Success Allocation
 - Metric Reform: **Transfer Metric** – 12 units in prior year
- **2018-19 SCFF < 2017-18 TCR:** Palomar College will receive its 2017-18 revenues, adjusted by COLA (2.71% in 2018-19)

2018-19 Apportionment

% Annual Change in 2018-19 Revenue after June 2019 Revision



Basic Allocation

District Size	P2 June 2019	
Greater than 20,000 FTES (Large District)	\$6,529,605	P2
Between 10,000 & < 20,000 (Med District)	\$5,223,684	R1
Approved Centers		
Greater than 1,000 FTES (Escondido)	\$1,305,921	P2
TOTALS	\$7,835,526	P2

- District Size
- Number of Approved Centers
- 3-Year Stability Protection but must recover within 3-year window

DATA SOURCE CCFS-320

P1, P2 PY = 2017-18

R1 (RECALC) CY = 2018-19

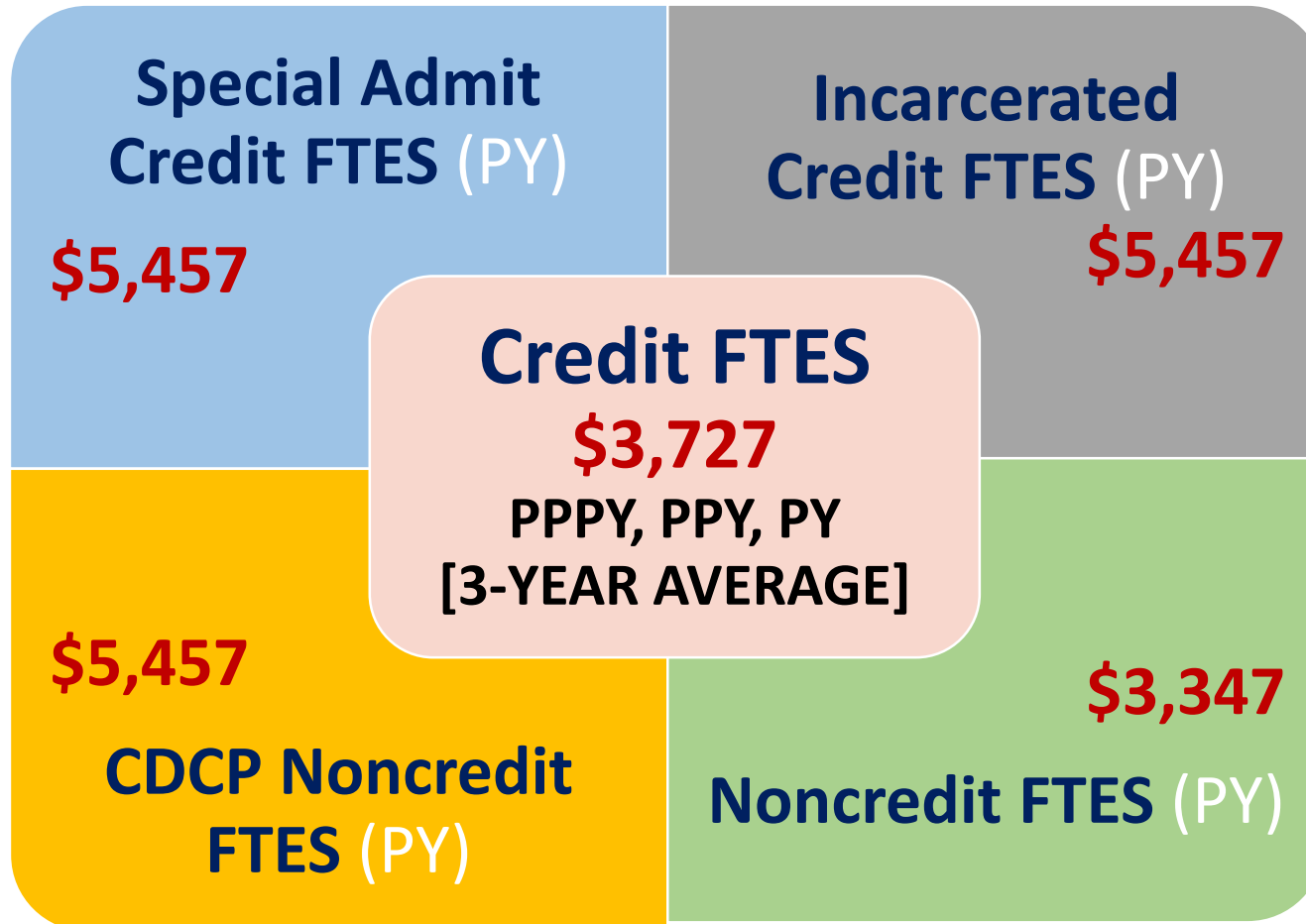
Basic Allocation

Reported Resident Credit FTES



- Stability and Restoration
- 3-Year Stability Protection but must recover within 3-year window
- **2017-18** “Summer Shift” to Maximize Hold Harmless Funding
- **2018-19** 1st Year of SCFF Implementation

Base FTES (Enrollment)



Base FTES

Palomar CCD FISCAL YEAR 2018-19 FTES ALLOCATION	P1 April 2019		P2 June 2019		Difference P1 & P2		
	Funded	Revenue	Funded	Revenue	Funded	Revenue	
Credit FTES (3Y Avg)	16,961.16	63,214,243	17,204.78	64,122,215	1.4%	243.62	907,972
Special Admit FTES (PY)	526.37	2,872,227	495.00	2,701,052	-6.0%	(31.37)	(171,176)
Incarcerated FTES (PY)	13.68	74,647	13.22	72,137	-3.4%	(0.46)	(2,510)
CDCP FTES (PY)	422.24	2,304,024	422.24	2,304,024	0.0%	-	-
Noncredit FTES (PY)	276.86	926,786	276.86	926,786	0.0%	-	-
Totals	18,200.31	69,391,928	18,412.10	70,126,214		211.79	734,286

FTES Allocation Growth Target	0.50% Growth	
Credit FTES	17,204.78	86.11
Special Admit FTES		2.61
Incarcerated FTES		0.01
CDCP FTES	422.24	2.11
Noncredit FTES	276.86	1.38
Total	17,903.88	92.23 \$ 351,425

DATA SOURCE	CCFS-320
Credit FTES (3Y AVG)	CY, PY, PPY
Special Admit FTES	CY
Incarcerated FTES	CY
CDCP	CY
Noncredit FTES	CY

Supplemental Allocation

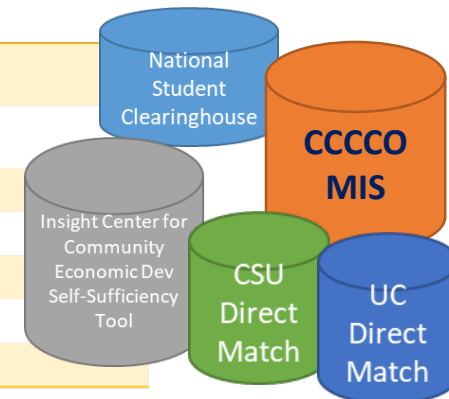
Palomar CCD FISCAL YEAR 2018-19 SUPPLEMENTAL	P1 April 2019		P2 June 2019		Difference P1 & P2	
	Funded	Revenue	Funded	Revenue	Funded	Revenue
Pell Grant Recipients	5,041	4,632,679	5,041	4,632,679	0.0%	-
AB540 Students	668	613,892	668	613,892	0.0%	-
CA Promise Grant Recipients	14,536	13,358,584	14,536	13,358,584	0.0%	-
Totals	20,245	18,605,155	20,245	18,605,155		-

SUPPLEMENTAL	DATA	SOURCE
Pell Grant Recipients	PY Headcounts	SF21 Student Aid Award Type from COMIS, MIS
AB540 Students	PY FTES	CCFS-320
CA Promise Grant Recipients	PY Headcounts	MIS IN SF21 BA,BA,B2,B3,BB,BC,BD

Student Success Allocation – Main Component

Palomar CCD FISCAL YEAR 2018-19 STUDENT SUCCESS	P1 April 2019		P2 June 2019		Difference P1 & P2		
	Funded	Revenue	Funded	Revenue	Funded	Revenue	
Associate Degrees for Transfer	438	770,880	438	770,880	0.0%	-	-
Associate Degrees	1,620	2,138,400	1,620	2,138,400	0.0%	-	-
Credit Certificates	1,641	1,444,080	1,641	1,444,080	0.0%	-	-
Transfer Level Math & English	367	322,960	367	322,960	0.0%	-	-
Transfer	2,768	1,826,880	1,736	1,145,760	-37%	(1,032)	(681,120)
9 or more CTE Units	3,432	1,510,080	3,432	1,510,080	0.0%	-	-
Regional Living Wage	2,410	1,060,400	2,410	1,060,400	0.0%	-	-
Totals	12,676	9,073,680	11,644	8,392,560		(1,032)	(681,120)

STUDENT SUCCESS	DATA	SOURCE
Associate Degrees for Transfer	PY, PPY, PPPY	MIS, COCI, SP02 Student Program Award ADT Flag SP02 in (A,S) and Award in (Y, X)
Associate Degrees	PY, PPY, PPPY	MIS, COCI, SP02 Student Program Award ADT Flag SP02 in (A,S) and Award in (A, S)
Credit Certificates	PY, PPY, PPPY	MIS, SP02 Student Program Award SP02 in (L,T,F)
Transfer Level Math & English	PY, PPY, PPPY	MIS
Transfer to 4-Yr University	PY, PPY, PPPY	MIS, UC, CSU, NSC
9 or more CTE Units	PY, PPY, PPPY	MIS
Regional Living Wage	PY, PPY, PPPY	MIS, EDD UI



Student Success – Equity Component



Palomar CCD FISCAL YEAR 2018-19	P1		P2		Difference		
	April 2019		June 2019		P1 & P2		
STUDENT SUCCESS	Funded	Revenue	Funded	Revenue	Funded	Revenue	
Associate Degrees for Transfer	184	122,544	184	122,544	0.0%	-	-
Associate Degrees	688	343,656	688	343,656	0.0%	-	-
Credit Certificates	601	200,133	601	200,133	0.0%	-	-
Transfer Level Math & English	124	41,292	124	41,292	0.0%	-	-
Transfer	756	188,866	474	118,416	-37%	(282)	(70,450)
9 or more CTE Units	971	161,672	971	161,672	0.0%	-	-
Regional Living Wage	396	65,934	396	65,934	0.0%	-	-
Totals	3,720	1,124,097	3,438	1,053,647		(282)	(70,450)

Pell Grant
Recipients

Palomar CCD FISCAL YEAR 2018-19	P1		P2		Difference		
	April 2019		June 2019		P1 & P2		
STUDENT SUCCESS	Funded	Revenue	Funded	Revenue	Funded	Revenue	
Associate Degrees for Transfer	284	126,096	284	126,096	0.0%	-	-
Associate Degrees	1,078	358,974	1,078	358,974	0.0%	-	-
Credit Certificates	968	214,896	968	214,896	0.0%	-	-
Transfer Level Math & English	196	43,512	196	43,512	0.0%	-	-
Transfer	1,463	243,468	918	152,771	-37%	(545)	(90,697)
9 or more CTE Units	1,735	192,585	1,735	192,585	0.0%	-	-
Regional Living Wage	953	105,783	953	105,783	0.0%	-	-
Totals	6,677	1,285,314	6,132	1,194,617		(545)	(90,697)

California
Promise
Grant
Recipients

Revenue loss (842,267)

2018-19 Palomar CCD TCR Estimates and Revenue Sources (In Thousands)

Palomar CCD	P1	P2	Difference
2018-19 General Apportionment Estimates	April 2019	June 2019	P1 & P2
Student Centered Funding Formula Allocations (In Thousands)			
I. Base: Basic	7,836	7,836	
II Base: FTES	69,391	70,126	735
III. Supplemental	18,605	18,605	-
IV. Student Success	11,483	10,641	(842)
Total SCFF Calculated Revenue	107,315	107,208	(107)
Hold Harmless	4,175	4,282	107
2017-18 Total Computational Revenue + 2.71% COLA	111,490	111,490	-
Total Computational Revenue	111,490	111,490	-
Available Revenues			
General Fund	9,722	3,838	(5,884)
Local Property Tax	76,887	81,022	4,135
Enrollment Fees	8,381	8,479	98
Other Offsetting Revenues	16,500	18,151	1,651
Total Available Revenues	111,490	111,490	-



FY 2019-20 Budget Act
Major Policy Changes on SCFF

Major Policy Changes



2019-20 New Funding Rates

Student Centered Funding Formula (SCFF)

Funds Available for Distribution to all Districts

Base Allocation

(70% of Funds Available)

Supplemental Allocation

(20% of Funds Available)

Student Success Allocation

(10% of Funds Available)

Major Policy Changes

New Funding Rates



Base Allocation (Credit FTES Rate)

Starting Value: Amount equal to 70% of Funds Available

- Cost of Basic Allocation at Existing COLA-Adjusted Rates
- Cost of Special Admit Students at Existing COLA-Adjusted Rates
- Cost of Incarcerated Student FTES at Existing COLA-Adjusted Rates
- = Funds Available for New Credit FTES Rate
- / Credit FTES (Less Special Admits and Students in Corr. Facilities)
- = **New Credit FTES Rate**

Major Policy Changes

New Funding Rates



Supplemental Allocation (Point Value)

Starting Value: Amount equal to 20% of Funds Available

/ Total Point Count

= New Supplemental Allocation Point Value

Major Policy Changes

New Funding Rates



Student Success Allocation (Point Values)

Starting Value: Amount equal to 10% of Funds Available

X 75% for Student Success Allocation – Main Component

/ Total Point Count for Main Component

= New SSA Main Component Point Value

X 25% for Student Success Allocation – Equity Component

/ Total Point Count for Equity Component

= New SSA Equity Component Point Value

Major Policy Changes



Minimum Revenues Through 2021-22

- **Hold Harmless Provisions Extended Through 2021-22**
(Current law provides commitment through 2020-21)
- **Amended Stability Provision in 2019-20** (Specifies that a district receives the higher of the SCFF or the minimum revenues calculation)

Major Policy Changes



Student Success Allocation

- **Highest Award** (Counts only the highest of all awards, i.e. ADT, AA/AS, Certificate, a student earned in the same year)
- **Enrollment in Award Year** (Counts an award only if the student was enrolled in the district in the year the award was granted)
- **Transfer Definition Amended** (Counts a student who completed 12+ units in the district in the year prior to transfer and then exited the CCC and enrolled in a 4-year university)
- **Three-Year Average** (Calculates the student success allocation based on 3-year averages of each of the measures in the allocation)

Key Dates



Item	Date
Apportionments	
2018-19 Recalc R1	December 2019
Supplemental and Student Success Metrics	
Data runs for 2016-17 & 2017-18	October 2019
Data correction period starts	December 1, 2019
Data correction period ends	January 14, 2020
PPPY, PPY, & PY data runs finalized for apportionment purposes	January 15, 2020
2019-20 Rates	
New rates established at P1	February 2020
Adjusted rates at P2	May 2020

State SCFF Oversight Committee

- Inclusion of 1st Generation Status in SCFF (SCFF Oversight Committee voted 9/4/19)
- 1st Generation – “Students for whom neither parent has a bachelor’s degree” (Different from definition used by the Chancellor’s Office)
- Recommendation to be presented to Legislature
- Data on 1st Generation is self-reported in CCC Apply (not consistently collected across 115 colleges)



Resources

- Release of Revised FCMAT Calculator
- Data Definitions (Further guidance is forthcoming)
- SCFF Audit Procedures: Contracted District Audit Manual (Released January 2020)

Districts are recommended to “establish the expectation for shared ownership of data management responsibilities at the executive level and communicate this expectation to all departments”

- Professional Development
 - SCFF Module on the Vision Resource Center
Webinar on December 10, 2019

