

Power Your Drive – Enrollment Instructions

Existing ChargePoint And/or SDGE Account Holders

- **THIS INFORMATION IS CRITICAL IN ORDER TO HAVE SUCCESSFUL ENROLLMENT**
- **BOTH ACCOUNTS MUST HAVE THE SAME EMAIL ADDRESS IN ORDER FOR ENROLLMENT TO BE SUCCESSFUL**
- If you have a ChargePoint AND SDG&E Account, log in to **both** accounts to make sure the email address on file with both SDG&E AND ChargePoint are the same email address **BEFORE** beginning the PYD Enrollment
- If you have an SDG&E Account in your spouse's name, please use the “**Enroll as a Guest**” option to establish a new Power Your Drive account.

Create SDG&E Power Your Drive Account

Power Your Drive EV Drivers

Congratulations! Your employer, apartment community or condo association is participating in SDG&E's Power Your Drive program, which provides charging stations for your electric car. The program's special electricity rate allows you to take advantage of renewable energy. It's like your EV is driving on sunshine.

These Level 2 charging stations are just for your use, and not open to the public. Let's get you charging!

[Sign up](#) [Create an EV community](#) [EV Resources](#) [Questions](#)

You will receive an email from your employer, apartment manager or condo home owner's association with your private **Site ID**. You'll need this to sign up for an SDG&E Power Your Drive account.

New customers will need to have a social security number. If you don't have a social security number, please visit one of our Branch Offices with two forms of approved photo ID and we'll help you sign up for you Power Your Drive account.

Some Power Your Drive drivers may not be paying for their charging on their SDG&E bill. In that case, get your Site ID from your employer, apartment community or condo association and contact your charging station provider.

Please choose one of the following to sign up:

Enroll through My Account

Enroll as a guest

New Customers Use
"Enroll as a Guest"

****Important Note****

You must use the email address on file with your SDG&E account in order to successfully complete PYD and ChargePoint Enrollment.

<https://www.sdge.com/residential/electric-vehicles/power-your-drive/power-your-drive-ev-drivers>

Enter Your Site ID: WP160035

1234

Enroll in Power Your Drive

Step 3 of 4 Select Charging Site

* Required fields

Select Your Charging Site

i

Charging sites are for authorized drivers only. Drivers are subject to approval by the facility. Don't have a Site ID? If you don't have one, please request one from your site coordinator.

* Enter 8 Character Site ID:

Q

Search

✓

Site ID:

Charging Site Provider: ChargePoint

Back

Continue >

Site ID#:
WP160035

Continue the Form and Move Forward

1

2

3

4

Enroll in Power Your Drive

Step 2 of 4: Mailing Address

* Required fields

Mailing Address

* Address Type:

Domestic Mailing Address

Street Address Number:

Select

Modifier (i.e. 1/2)

Direction:

Select

e.g. N.W

* Street Name or PO Box:

Apartment/Unit:

* City:

* State:

Select

* ZIP Code:

Back

Next >

Complete the Form and Move Forward

[Home](#) [Bills and Payments](#) [Service Requests](#) [My Energy](#) [Alerts and Subscriptions](#)

1

2

3

4

😊

I would like to

Enroll in Power Your Drive

Step 1 of 4: Your Information

* Required fields

Set Up Account Holder

* First Name:

Middle Initial:

* Last Name:

Suffix:

Social Security Information

Your SSN is used to run an identity and credit payment history check. Experian has been authorized to complete this check. If you are unable to provide this number, please visit one of our [branch offices](#) and bring two [acceptable forms of identification](#).

* Social Security Number:
Enter number in the format xxx-xx-xxxx

* Retype Social Security Number:

Prior History

* Are you current a customer of SDG&E or have been one in the past?: ☐ Yes, I am a current customer.
☐ No, I am not a current customer but have had service with SDG&E in the past.
☐ No, I have never been a customer.

* Have you requested service with SDG&E using another name in the past?: ☐ No, I have not used another name to request service.
☐ Yes, I have requested service using another name.

Contact Information

* Please enter at least one phone number. Your SDG&E customer information profile will be updated with this information.

Home Phone Number:

Mobile Phone Number:

Business Phone Number: Ext:

[Cancel](#) [Next >](#)

Submit SDG&E PYD Enrollment

1

2

3

4

😊

Enroll in Power Your Drive

Review and Confirm Your Enrollment

Charging Site

Site ID:

Charging Site Provider: ChargePoint

* **Terms and Conditions**

Power Your Drive - Terms and Conditions

Online Account Management User Agreement

- I agree and understand that enrollment in the Power Your Drive rate is governed by applicable [Tariff Rules](#) and the [VGI Rate](#), which represents the terms and conditions related to the rate.
- I understand that enrollment in this rate is not a guarantee of participation in the Power Your Drive Program. Approval by the landlord/owner for access to the location of the SDG&E electric vehicle charging stations, as well as registration with the

☐ By clicking the checkbox, you acknowledge that you have fully reviewed and agree to the [Schedule VGI](#).

Back

Submit >

SDG&E PYD Enrollment Confirmation Email

SDG&E Power Your Drive Enrollment Confirmation Inbox x



info@sdge.com

to me ▾

1:35 PM (3 minutes ago)



Re: Bill Account *****58505

Thank you for enrolling in SDG&E's Power Your DriveSM program. We have received your request to add Ashford University to your Power Your Drive account. ChargePoint will contact you by email within 24 hours at with additional instructions for completing the enrollment. Until this is complete, you won't be able to charge. Participation is contingent on approval by Sunroad Centrum.

Pay Your Bill and More with My Account

We noticed that you chose not to link your Power Your Drive account to My Account. With My Account you can now manage your charging site(s), view your online statement, pay your bill and more. Take advantage of these services today. Visit sdge.com/myaccount.

Account Details

Customer Name:

Contact:

Charging Site

Site Access Code

Location:

EVSP:

You may be asked to provide additional information by Site host and/or EVSP to receive credentials to charge at Ashford University. Customers should read and understand the ChargePoint terms and conditions and privacy policy before providing information. Their terms and conditions are separate from SDG&E.

Mailing & Billing Information

You Will Receive An Enrollment Email From ChargePoint



Congrats on signing up for the SDG&E Power Your Drive program!

You'll be ready to charge in just a few steps:

Step 1 Get the app

[Create a ChargePoint account](#) or [log in](#).

Click the create account link or login link depending on if you have an account already or not.

Step 2 Connect to SDG&E

[Click here to connect](#) your ChargePoint account to SDG&E.

Step 3 Connect to stations

[Click here to access](#) to Power Your Drive stations.

Having Issues? Just email support@chargepoint.com or call [1.888.758.4389](tel:18887584389) to let us know.

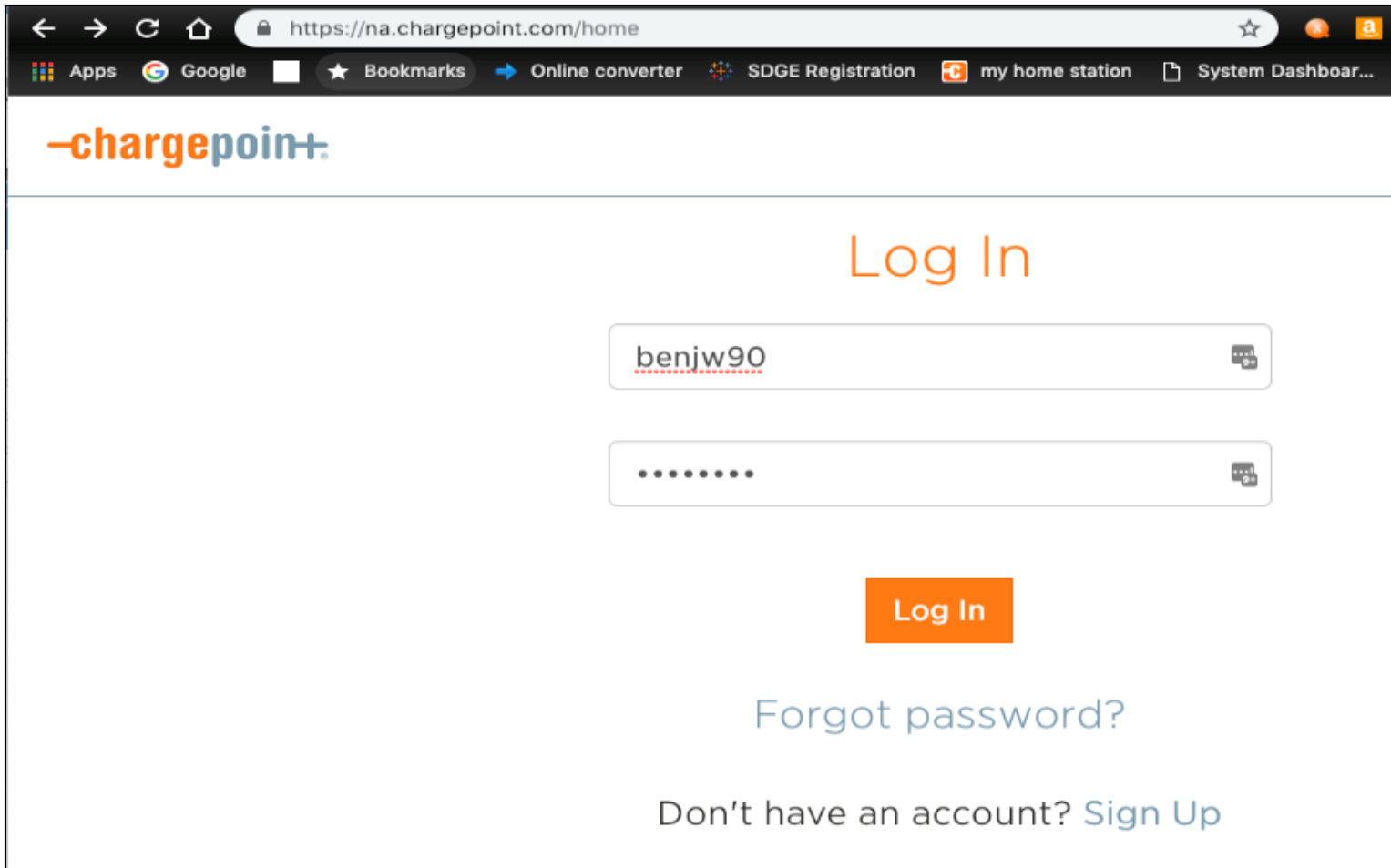
Happy charging!

ChargePoint Team

If you already have an account with ChargePoint please proceed to "Connecting to Sites" on slide 18

Sign Up for An Account or Log In:

Go to na.chargepoint.com or click the Create account link in the email



The screenshot shows a web browser window with the URL <https://na.chargepoint.com/home>. The browser's address bar and tabs are visible at the top. The Chargepoint logo is in the top left corner. The main heading is "Log In" in orange. Below it are two input fields: the first contains the username "benjw90" and the second contains masked characters ".....". Both fields have a small icon on the right. Below the input fields is an orange "Log In" button. At the bottom, there are two links: "Forgot password?" and "Don't have an account? Sign Up".

<https://na.chargepoint.com/home>

Apps Google Bookmarks Online converter SDGE Registration my home station System Dashboard...

-chargepoint+

Log In

Log In

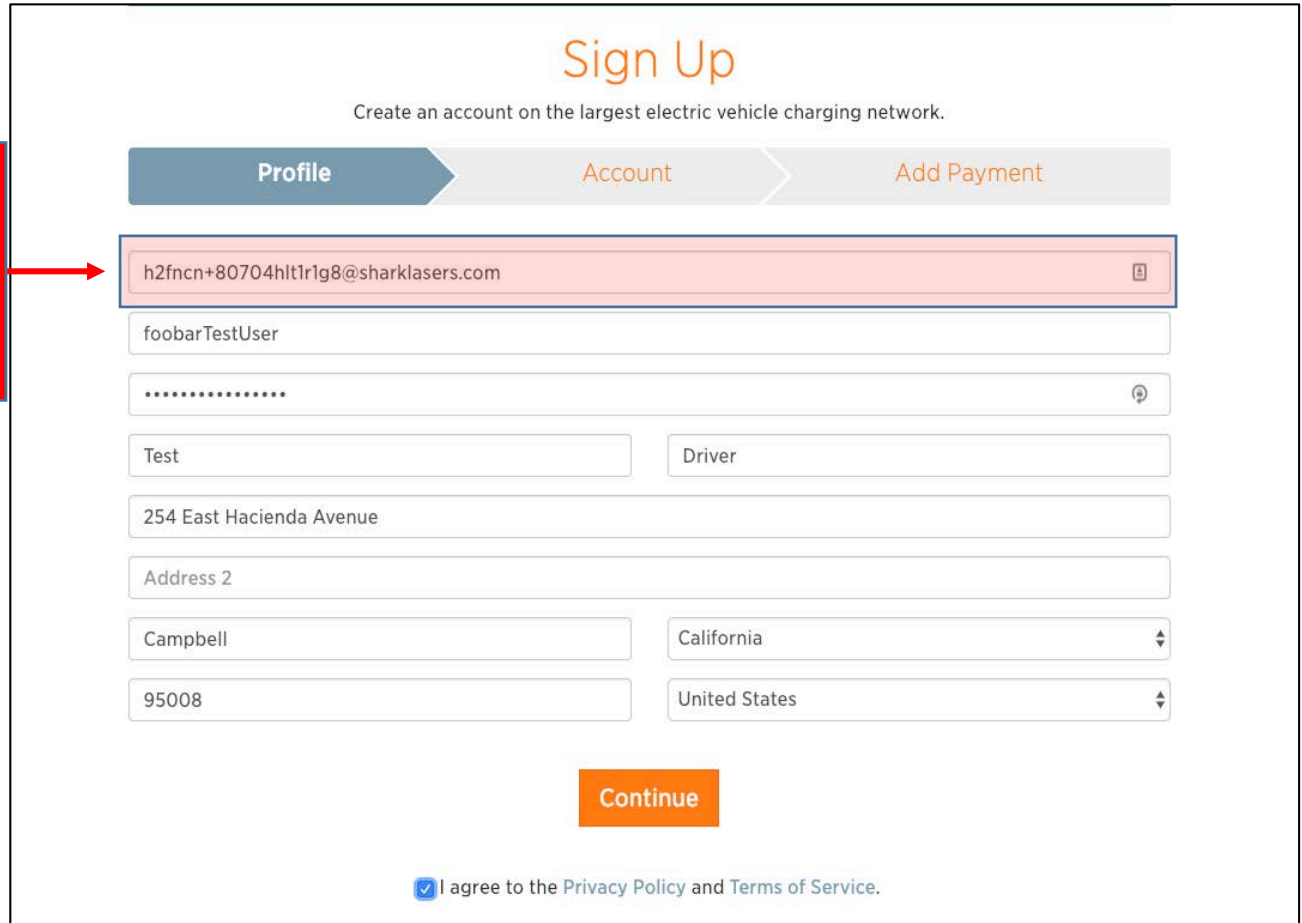
[Forgot password?](#)

Don't have an account? [Sign Up](#)

Sign Up for An Account:

CREATE YOUR PROFILE

EMAIL MUST MATCH
SDG&E UTILITY
ACCOUNT EMAIL



Sign Up

Create an account on the largest electric vehicle charging network.

Profile Account Add Payment

h2fncn+80704hlt1r1g8@sharklasers.com

foobarTestUser

.....

Test Driver

254 East Hacienda Avenue

Address 2

Campbell California

95008 United States

Continue

☒ I agree to the [Privacy Policy](#) and [Terms of Service](#).

Sign Up for An Account :

ENTER PROFILE OF CAR

ChargePoint Cards

With the ChargePoint app, you can tap your phone on a station to start charging. You can also get a ChargePoint card if you'd prefer.



- ☐ I'll use my phone [Learn More](#)
- ☒ Send me a free ChargePoint Card
- ☐ I have a ChargePoint Card

Your free ChargePoint card will be sent to 254 East Hacienda Avenue within 7-10 business days. In the meantime, you can always start charging from the ChargePoint mobile app.

- ☐ Send my free ChargePoint card to a different address

Electric Vehicle

Your car information lets us figure out how many miles of range you will get when charging at our stations.



- ☐ I don't own an EV.

Notifications

Do you want to receive messages about your charging activity?

- ☒ Yes ☐ No
- ☒ EV is fully charged
- ☒ Active charging is unexpectedly interrupted
- ☒ Receipt at end of charging session

Notification Delivery

- ☒ Email

- ☐ Text

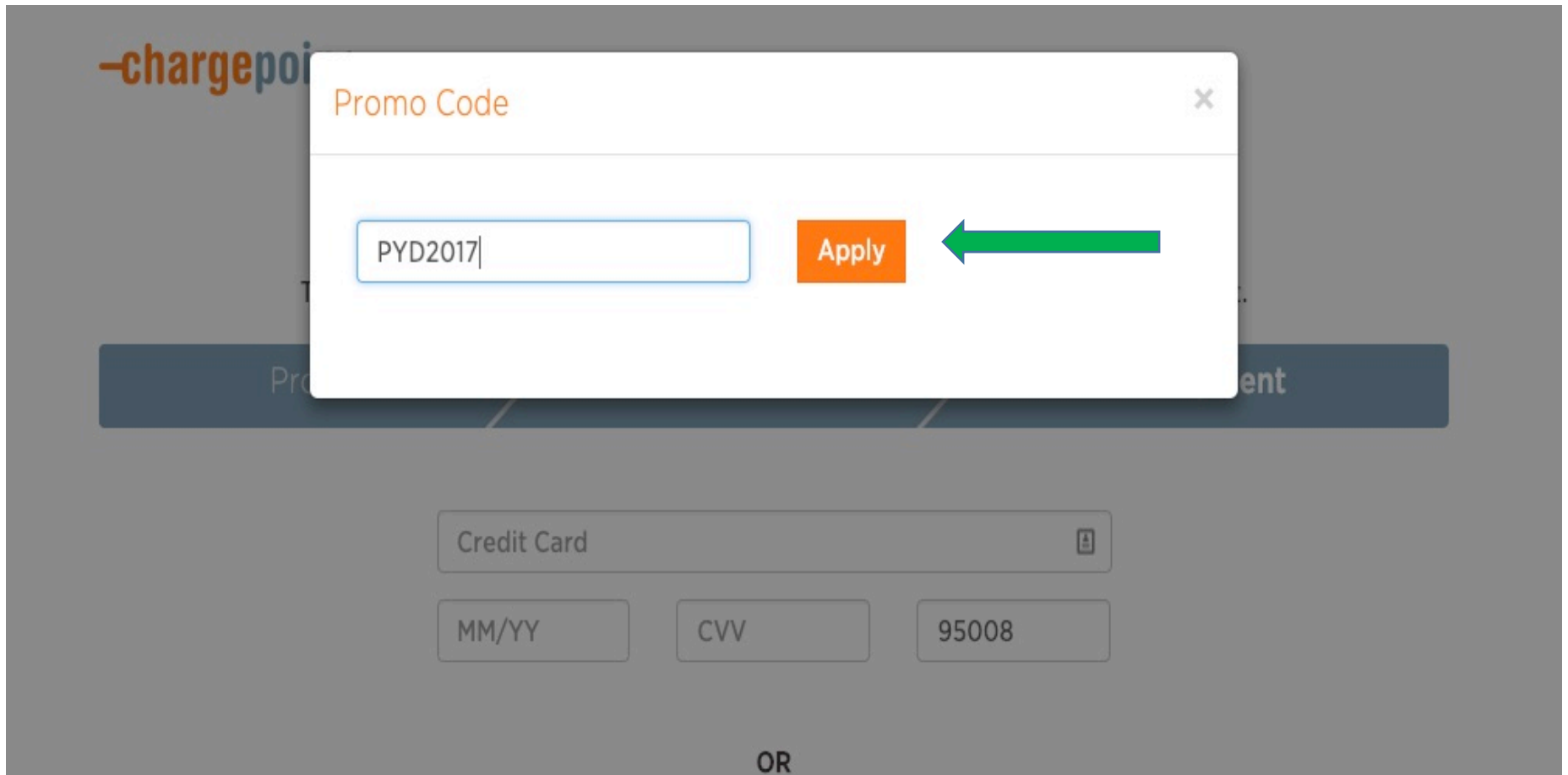


Driver Sign Up Process to ChargePoint

Sign Up for An Account :

If you would like to bypass the credit card step
Select the promocode and enter

PYD2017 (ALL CAPS)



The image shows a sign-up form for Chargepoint. A modal window titled "Promo Code" is open, featuring a text input field containing "PYD2017|", an orange "Apply" button, and a green arrow pointing left towards the button. The background form is partially visible and includes a "Credit Card" label, a "MM/YY" field, a "CVV" field, and a field containing "95008". The word "OR" is centered at the bottom of the page.

chargepoint

Promo Code

PYD2017|

Apply

Credit Card

MM/YY

CVV

95008

OR

Click “Create Account” to finish account creation

Sign Up

The first time you use a station with a fee, you'll be billed \$10 to fund your account.

Profile

Account

Add Payment


Credit Card

MM/YY

CVV


95008

OR

 PayPal

[I have a Promo Code](#)

Create Account





Connecting to sites

Step 2 – Connect to SDG&E



Congrats on signing up for the SDG&E Power Your Drive program!

You'll be ready to charge in just a few steps:

Step 1 Get the app

[Create a ChargePoint account](#) or [log in](#).

Step 2 Connect to SDG&E

[Click here to connect](#) your ChargePoint account to SDG&E.

Click step 2 link.

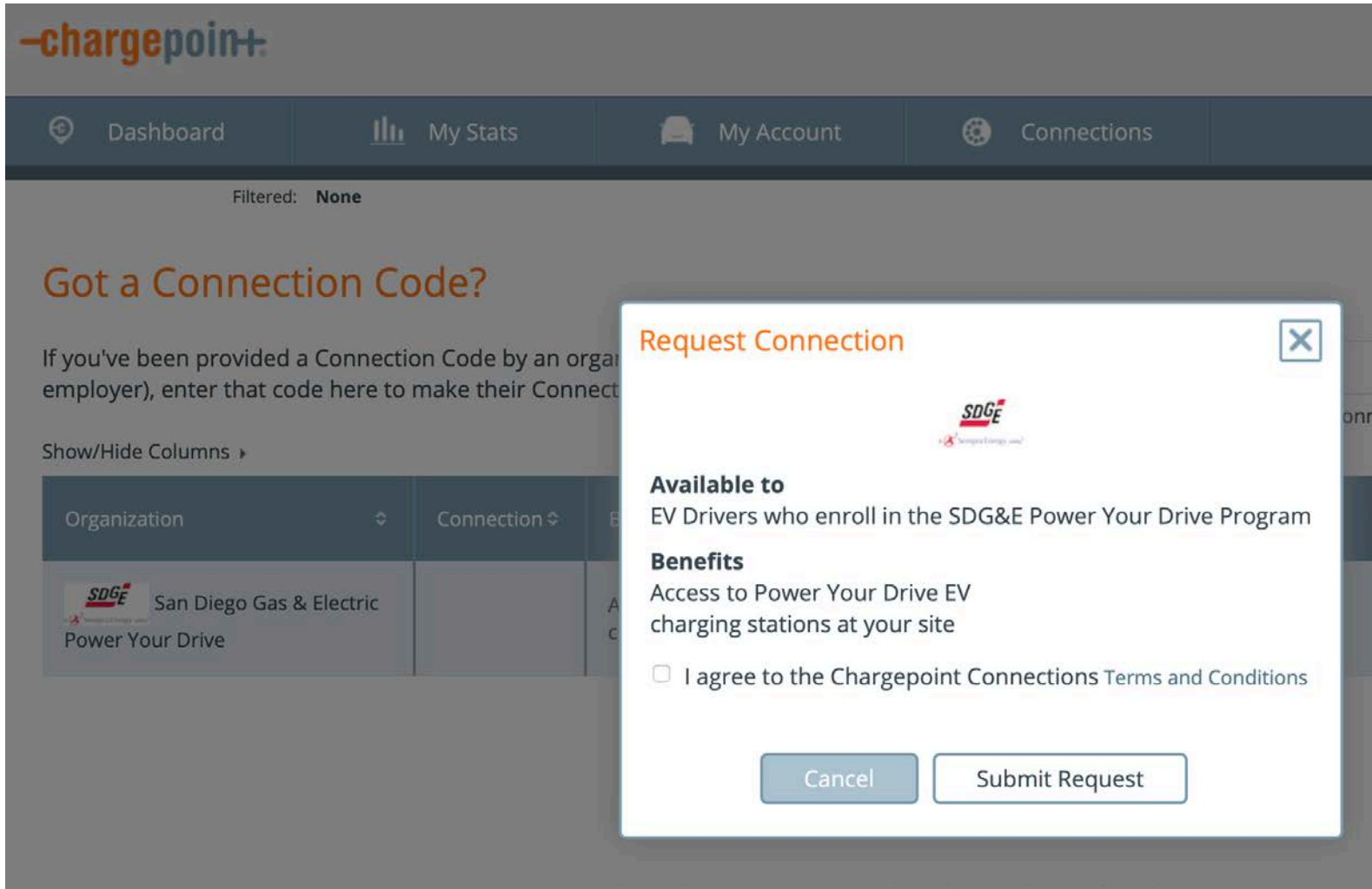
Step 3 Connect to stations

[Click here to access](#) to Power Your Drive stations.

Having issues? Just email support@chargepoint.com or call [1.888.758.4389](tel:18887584389) to let us know.


Happy charging!
ChargePoint Team

Step 2 – Connect to SDG&E PYD Program



The screenshot shows the Chargepoint+ dashboard with a modal window titled "Request Connection" for the SDG&E Power Your Drive (PYD) program. The modal includes the SDG&E logo, a description of the program's availability for EV drivers, a list of benefits, and a checkbox for accepting the terms and conditions. The background dashboard shows navigation links for Dashboard, My Stats, My Account, and Connections, along with a table of connections.

Request Connection



Available to
EV Drivers who enroll in the SDG&E Power Your Drive Program


Benefits
Access to Power Your Drive EV charging stations at your site

☐ I agree to the Chargepoint Connections Terms and Conditions

Cancel Submit Request

Background Dashboard:

- Navigation: Dashboard, My Stats, My Account, Connections
- Filtered: None
- Section: Got a Connection Code?
- Text: If you've been provided a Connection Code by an organization (or your employer), enter that code here to make their Connection.
- Link: Show/Hide Columns
- Table:

Organization	Connection
 San Diego Gas & Electric Power Your Drive	

Read and accept the Terms and Conditions and hit Submit

Step 3 - Connect to Your Site Stations

Go Back To ChargePoint Email



Congrats on signing up for the SDG&E Power Your Drive program!

You'll be ready to charge in just a few steps:

Step 1 Get the app

[Create a ChargePoint account](#) or [log in](#).

Step 2 Connect to SDG&E

[Click here to connect](#) your ChargePoint account to SDG&E.

Step 3 Connect to stations

[Click here to access](#) to Power Your Drive stations.

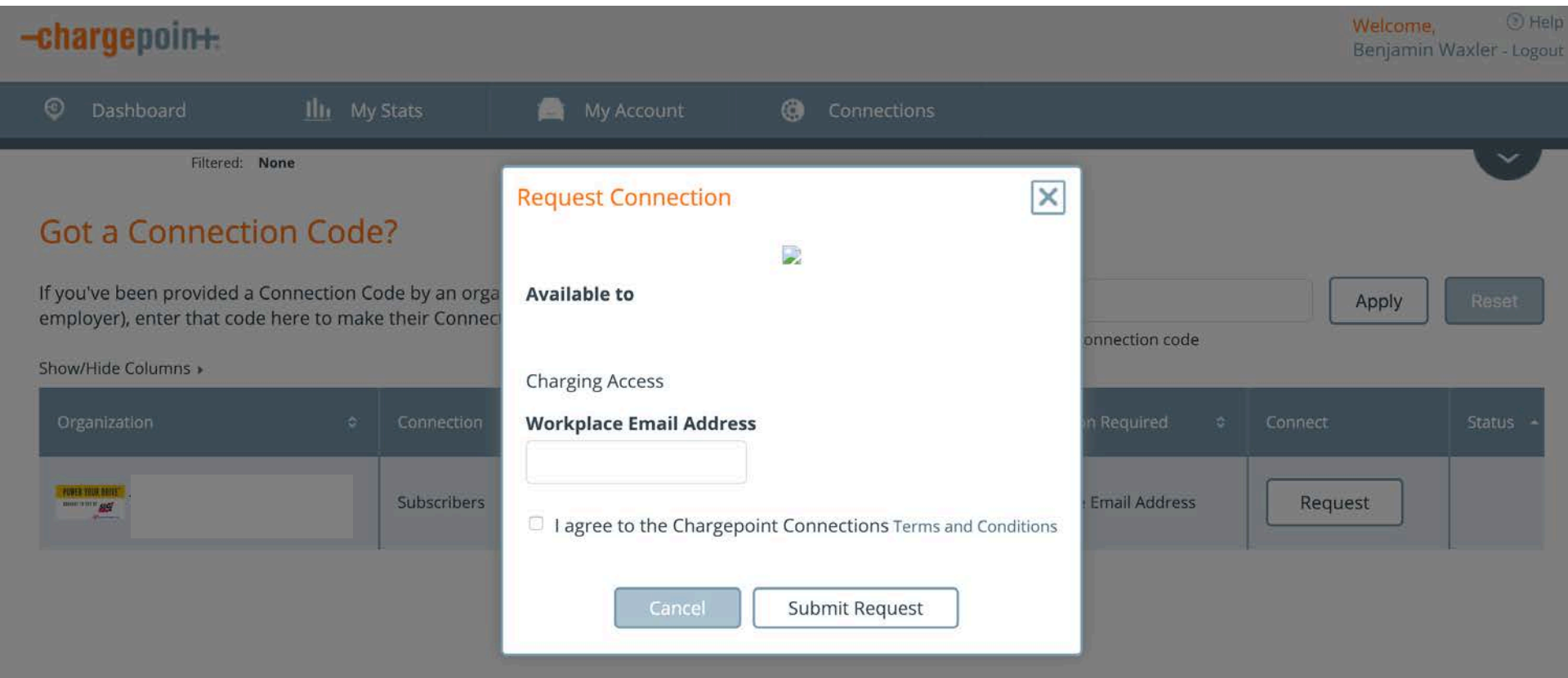
Click step 3 link.

Having issues? Just email support@chargepoint.com or call [1.888.758.4389](tel:18887584389) to let us know.

Happy charging!

ChargePoint Team

Step 3 – Connect to Your Site Stations



The image shows the Chargepoint user interface. At the top, the Chargepoint logo is on the left, and a user greeting 'Welcome, Benjamin Waxler - Logout' with a help icon is on the right. A navigation bar contains links for 'Dashboard', 'My Stats', 'My Account', and 'Connections'. The main content area is titled 'Got a Connection Code?' and includes instructions for entering a code. A modal window titled 'Request Connection' is open in the center. It contains a small image icon, a label 'Available to', a 'Charging Access' section, a 'Workplace Email Address' label with an input field, and a checkbox for 'I agree to the Chargepoint Connections Terms and Conditions'. At the bottom of the modal are 'Cancel' and 'Submit Request' buttons. In the background, a table with columns 'Organization', 'Connection', and 'Status' is partially visible, along with a 'Request' button.

chargepoint+

Welcome, Benjamin Waxler - Logout

Dashboard My Stats My Account Connections

Filtered: None


Got a Connection Code?

If you've been provided a Connection Code by an organization (or employer), enter that code here to make their Connection available to you.

Show/Hide Columns ▸

Organization	Connection	Status
POWER YOUR FUTURE	Subscribers	

Request Connection



Available to

Charging Access

Workplace Email Address

☐ I agree to the Chargepoint Connections Terms and Conditions

Cancel Submit Request

connection code

Apply Reset

in Required

Connect

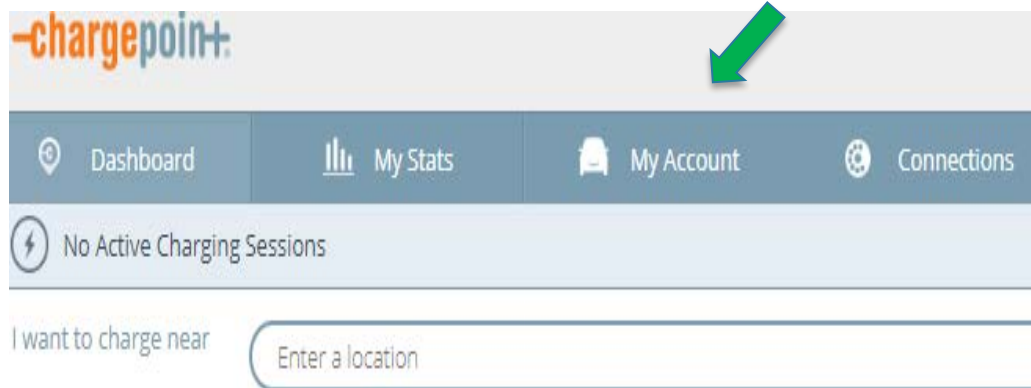
Email Address

Request

Enter workplace email address, read and accept the Terms and conditions, and finally hit submit.

Step 4 - Set Your Price Threshold

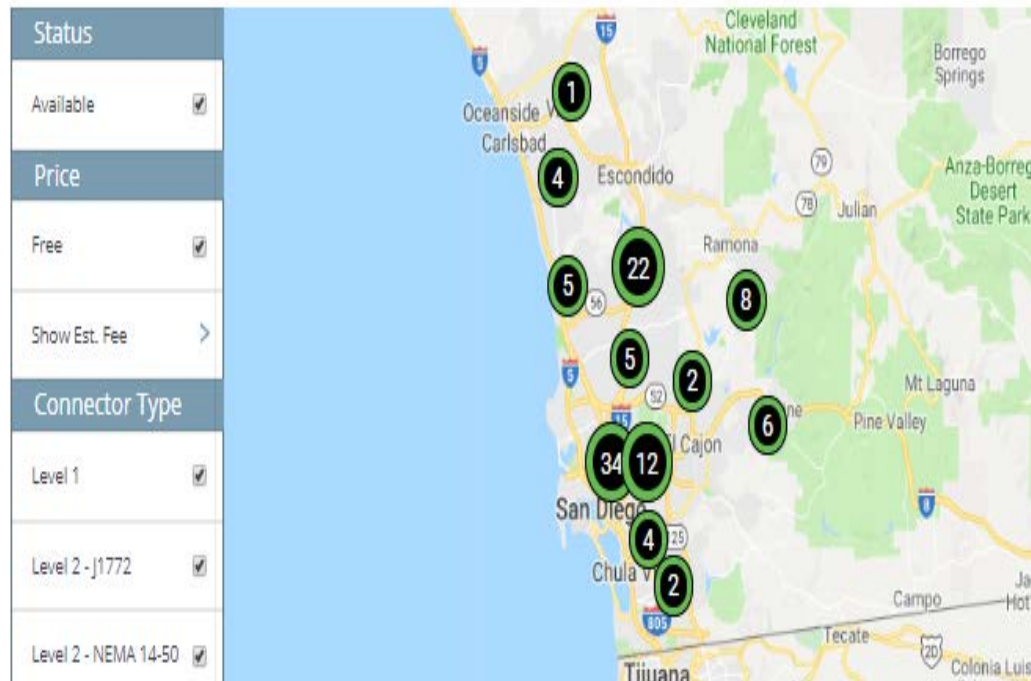
Log into your ChargePoint Account and click on "My Account"



Scroll all the way to the bottom of your screen to find this section

SDG&E Power Your Drive

To set your price threshold please: [Click Here](#)



Step 4 - Set your Price Threshold - continued

-chargepoint+

Select a Maximum Price
Max: \$ 0.204 per kWh

Estimate: If you plug-in from to
your EV will charge for **6h**.

☒ Save my threshold and don't notify me again

Set Maximum Price

This is an important step to ensure your charging only takes place during price periods within your budget.






Happy Charging!



Set Up Paperless Billing and Auto Pay For Your New EV Power Your Drive Account


[Home](#) [Bills and Payments](#) [Service Requests](#) [My Energy](#) [Alerts and Subscriptions](#)

Hi  Welcome back. What would you like to do today?

[Manage My Account](#)

Account Summary

Account	Due Date	Current Balance	
			View Bill Summary  Paperless
EV 125		\$0.00	View Bill Summary Go Paperless

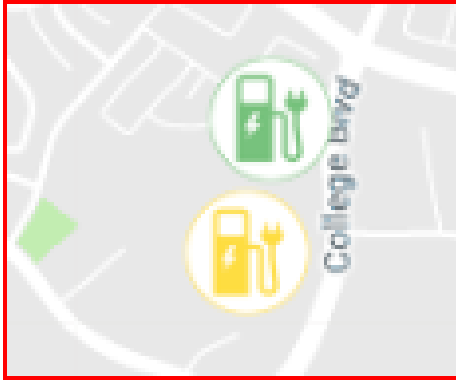
 No payment is due. Your account has a balance of \$0.00.

[Make a Payment](#)

Driver Enrollment Assistance & PYD Pricing

For Historical and Day Ahead Pricing:

<https://www.sdge.com/pyd-map>



If you are having difficulty completing the driver enrollment, please email:

PYDsupport@SDGE.com

If you have questions about your bill please call SDG&E:
800-411-7343

If you have questions about charging, please contact ChargePoint:
support@chargepoint.com or 1-888-758-4389