

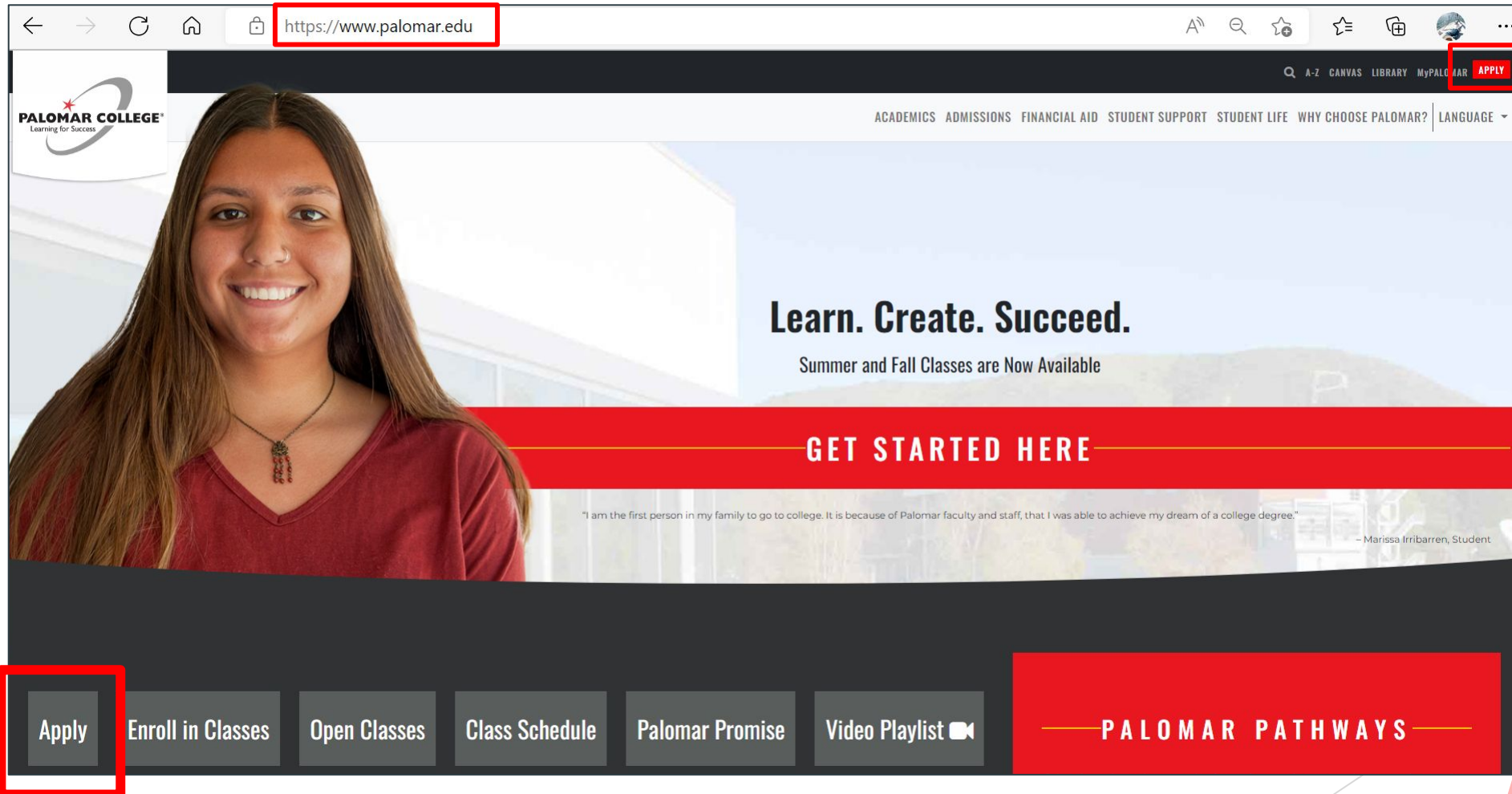
# Palomar College How to Apply

Completing the CCCApply Application



# Let's Get Started: [www.palomar.edu](https://www.palomar.edu)

Alternative: [www.palomar.edu/apply](https://www.palomar.edu/apply)



The screenshot shows the Palomar College website. The browser's address bar displays <https://www.palomar.edu>. The website header includes the Palomar College logo and a navigation menu with links for ACADEMICS, ADMISSIONS, FINANCIAL AID, STUDENT SUPPORT, STUDENT LIFE, WHY CHOOSE PALOMAR?, and LANGUAGE. A red box highlights the 'APPLY' button in the top right corner of the navigation menu. The main content area features a large image of a smiling woman, the text 'Learn. Create. Succeed.', and 'Summer and Fall Classes are Now Available'. Below this is a red banner with the text 'GET STARTED HERE'. A quote from a student is visible below the banner. The footer contains a row of buttons: 'Apply', 'Enroll in Classes', 'Open Classes', 'Class Schedule', 'Palomar Promise', and 'Video Playlist'. A red box highlights the 'Apply' button. To the right of these buttons is a red section titled 'PALOMAR PATHWAYS'.

<https://www.palomar.edu>

APPLY

**Learn. Create. Succeed.**  
Summer and Fall Classes are Now Available

**GET STARTED HERE**

"I am the first person in my family to go to college. It is because of Palomar faculty and staff, that I was able to achieve my dream of a college degree."  
— Marissa Irribarren, Student

Apply Enroll in Classes Open Classes Class Schedule Palomar Promise Video Playlist

**PALOMAR PATHWAYS**



California  
Community  
Colleges

CCCApply

**PALOMAR COLLEGE**

Learning for Success



## Application for Admission to College

**Before applying to college you must first have an OpenCCC account.**

The OpenCCC single sign-in account allows you to access the online services of the California Community Colleges.

OpenCCC is a service of the California Community Colleges Chancellor's Office. The information in your account is kept private and secure.

[Create an Account](#) or

[Sign In](#)

If you've never used CCCApply, click Create an Account and begin creating your account.

You must have an email address to apply.

# Create & Verify Your Account

## Create Your Account

Enter your mobile phone number to begin creating your California Community Colleges student account. You will receive a code via text message to verify your identity and keep your account secure.

Mobile Phone

For international numbers insert + before country code

[Use email instead](#)

Text My Verification Code

[Back to Sign In](#)

## Verify Your Account

A verification code has been sent to susa\*\*\*\*\*@gmail.com. Please enter the verification code to verify your account. If you did not receive the code in your inbox, check your spam or junk folder.

Verification Code

Verify Email

Didn't receive an email? [Resend email](#)

[Back to Sign In](#)

# Create Your Profile: 3 Steps

Create Profile

What

Why

How Long

Create a secure California Community Colleges account.

A California Community Colleges account will save your progress for future sessions.

3 steps (Estimated 2 minutes remaining)

Step 1

Contact Information

Please enter your Contact Information in the following fields.

Email Address \*

Confirm Email Address \*

Primary Phone Number

Phone Type

For international numbers insert + before country code

Mobile

I agree to the [Terms of Use](#) and to receive emails at any email address I have provided or may provide in the future, from any entity associated with my application process, including but not limited to my designated schools and programs.

Are you currently homeless? \*

Yes No

Please agree to the Terms of Use and fill all required fields in Step 1 to continue to the next step.

## Step 1: Contact Information

I agree to the [Terms of Use](#) and to receive calls and/or texts and emails at any phone number and/or email I have provided or may provide in the future, including any wireless number, from any entity associated with my application process, including but not limited to my designated schools and programs.

Are you currently homeless? \*

Yes No

Country \*

United States

Zip Code \*

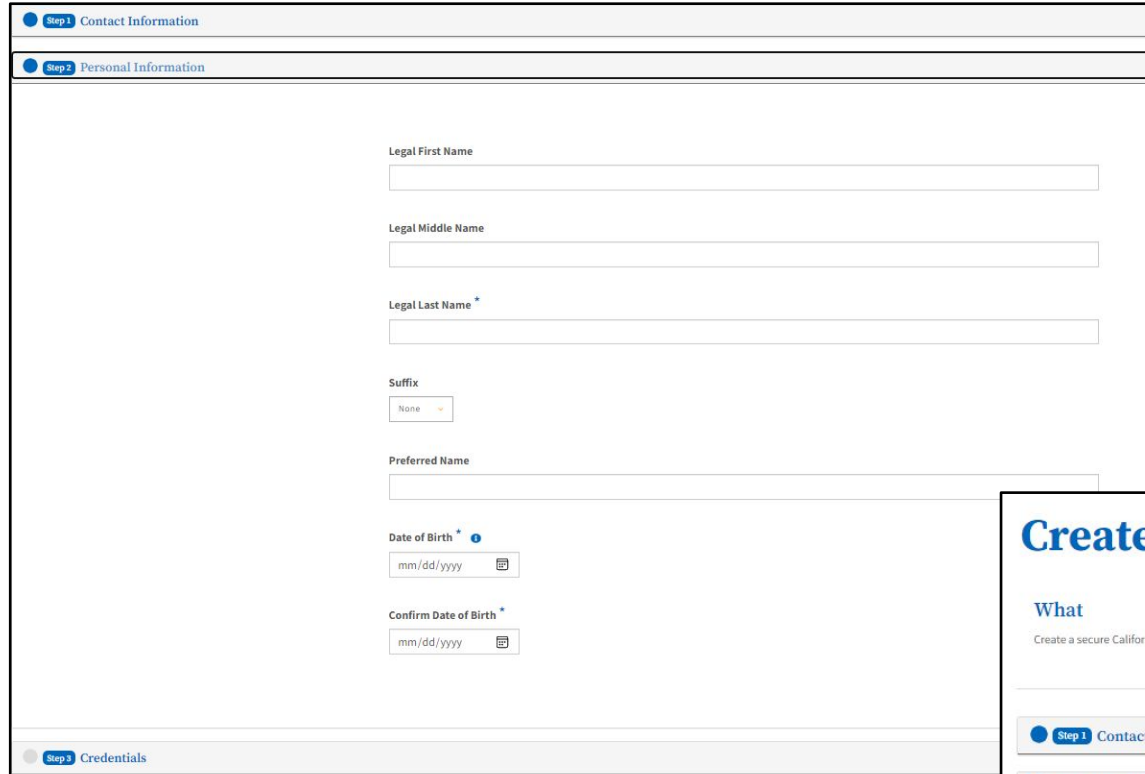
Street 1 \*

Street 2

City \*

State \*

# Create Your Profile

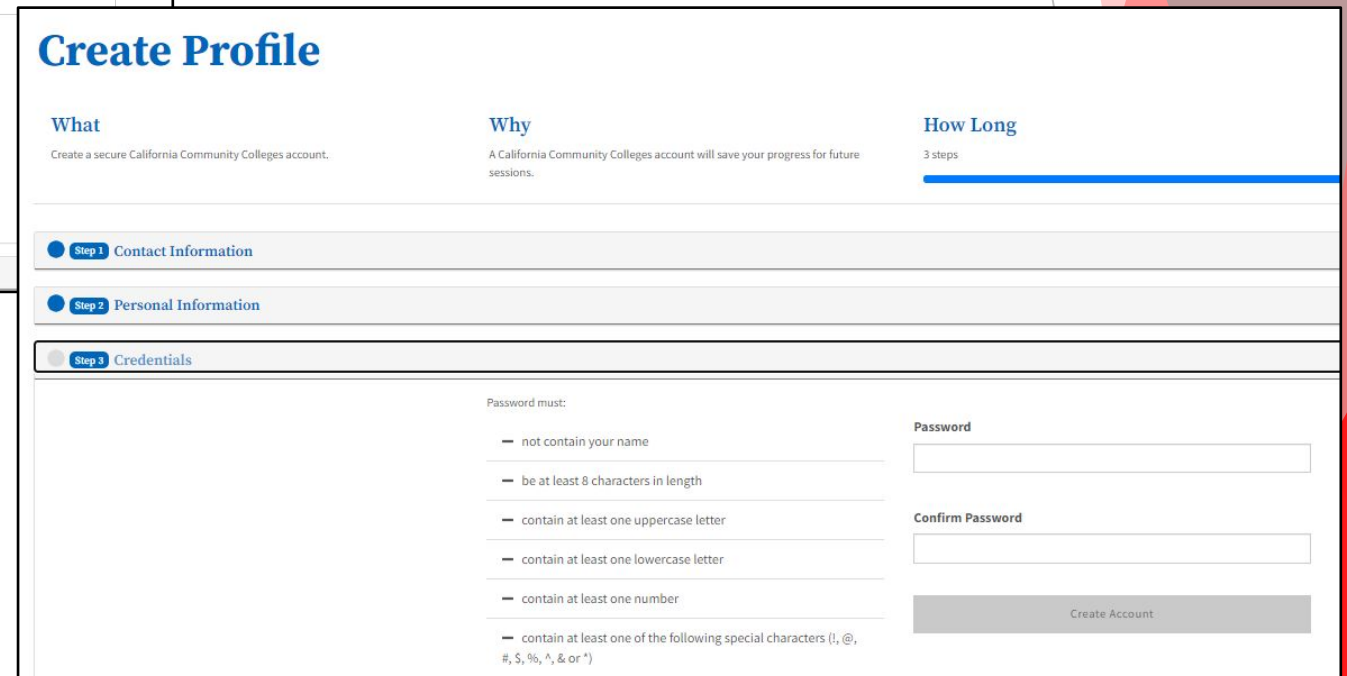


This screenshot shows the 'Step 2: Personal Information' form. It includes fields for 'Legal First Name', 'Legal Middle Name', and 'Legal Last Name' (marked with an asterisk). There is a 'Suffix' dropdown menu currently set to 'None'. Below these is a 'Preferred Name' field. Further down are 'Date of Birth' and 'Confirm Date of Birth' fields, both with a calendar icon and the format 'mm/dd/yyyy'. The form is part of a three-step process, with 'Step 1: Contact Information' and 'Step 3: Credentials' visible in the navigation bar at the bottom.

Step 2: Personal Information



Step 3: Credentials



This screenshot shows the 'Step 3: Credentials' form, titled 'Create Profile'. It features three columns: 'What' (Create a secure California Community Colleges account), 'Why' (A California Community Colleges account will save your progress for future sessions), and 'How Long' (3 steps). The form includes a progress bar and a navigation bar with 'Step 1: Contact Information', 'Step 2: Personal Information', and 'Step 3: Credentials'. The 'Step 3: Credentials' section contains a 'Password must:' list with requirements: not contain your name, be at least 8 characters in length, contain at least one uppercase letter, contain at least one lowercase letter, contain at least one number, and contain at least one of the following special characters (!, @, #, \$, %, ^, & or \*). To the right of this list are 'Password' and 'Confirm Password' input fields, and a 'Create Account' button at the bottom.

# Start a NEW APPLICATION

My Applications

[Start a New Application](#)

Account Information

**Important:** Please carefully review your account information for accuracy. This information is passed to the college with your application.

There are 9  
Pages in the  
Application

Enrollment

Profile

Education

Citizenship/Military

Residency

Needs & Interests

Demographic Information

Supplemental Questions

Submission

### Welcome

#### Enrollment Information

Term Applying For [?](#)  

-- Select --

Educational Goal [?](#)  

-- Select --

Intended Major or Program of Study [?](#)  

-- Select --

Save

Continue >



# Profile

## Profile

Enrollment	✓
Profile	0
Education	
Citizenship/Military	
Residency	
Needs & Interests	○
Demographic Information	✓
Supplemental Questions	○
Submission	

### Previous Name

Do you have a **previous legal name** that was used on legal documents or education transcripts?

☐ Yes ☐ No

### Social Security Number

The Social Security Number (SSN) or Taxpayer Identification Number (TIN/iTIN) is used by the college as a means of matching student records, facilitating federal financial aid, and reporting tax-related information to the Internal Revenue System (IRS). However, it is not required for admission.

[Why am I being asked for my social security number?](#)

**Do you have a social security number or taxpayer identification number?**

☒ Yes, I have a social security number or taxpayer identification number.

☐ No, I do not have a social security number or taxpayer identification number, or I decline to provide one at this time.

Please enter your 9-digit social security number or taxpayer identification number (format xxx-xx-xxxx or xxxxxxxxx, it does not matter if you include the dashes).

Confirm your social security number or taxpayer identification number.

### Social Security Number

The Social Security Number (SSN) or Taxpayer Identification Number (TIN/iTIN) is used by the college as a means of matching student records, facilitating federal financial aid, and reporting tax-related information to the Internal Revenue System (IRS). However, it is not required for admission.

[Why am I being asked for my social security number?](#)

**Do you have a social security number or taxpayer identification number?**

☐ Yes, I have a social security number or taxpayer identification number.

☒ No, I do not have a social security number or taxpayer identification number, or I decline to provide one at this time.

Click No if you do not know your SSN or if you do not have an SSN.

#### **Just Remember...**

Providing a social security number or taxpayer identification number is not required with respect to non-U.S. resident students (whether documented or undocumented), students taking noncredit courses, students whose qualified tuition and related expenses are waived or paid with scholarships or paid by an institutional third party including an employer or government agency. (26 C.F.R. § 1.6050S-1.) A SSN or TIN/iTIN is not required when IRS reporting is not required.

☐ Check this box if you are a student enrolled exclusively in noncredit courses, an undocumented student, an international student, a nonresident alien, or another exception and do not have a social security number or taxpayer identification number.



# Profile Continued...

## Parent/Guardian Information

Determining your California residency for tuition purposes is based on the residency of your parent(s) or guardian(s) until you are 19 years of age, except in [certain special circumstances](#). Nonresident students who meet eligibility requirements may apply for nonresident tuition exemption (ABS40). [?](#)

Select the statement that applies to you:

- ☐ I have a [parent](#) or [guardian](#).
- ☐ I was in [foster care](#) at any time after my 13th birthday.
- ☐ I do not have a parent or guardian, or at least one of the following statements is true about me:
- I do not have a living parent or guardian.
  - I am or have been married.
  - I am legally [emancipated](#).
  - As of May 25, 2022, I will be on active duty in the armed services.
  - As of May 25, 2022, I will have been [self-supporting](#) for at least one year.

## Current Mailing Address

☐ My mailing address is the same as the Permanent Address in my OpenCCC Account above [?](#)

☐ My current mailing address is **outside the United States** [?](#)

Street Address [?](#)

Include apartment number or suite

City [?](#)

State [?](#)

Zip Code [?](#)

Save

Continue



# Education

Enrollment	✓
Profile	✓
Education	○
Citizenship/Military	○
Residency	
Needs & Interests	○
Demographic Information	✓
Supplemental Questions	○
Submission	

## Education

### College Enrollment Status

As of July 01, 2022, I will have the following college enrollment status: ?

-- Select enrollment status --

### High School Education

High school education level as of July 01, 2022 ?

-- Select enrollment status --

### Last School Attended ?

--- Select Last School ---

SaveContinue>

# Residency

Enrollment	✓
Profile	✓
Education	✓
Citizenship/Military	○
Residency	
Needs & Interests	○
Demographic Information	✓
Supplemental Questions	○
Submission	

## Citizenship/Military

### Citizenship & Immigration

Citizenship & Immigration Status ⓘ

-- Select Status --

This information will be used for admissions and state reporting purposes. Your responses will be kept private and secure, and will not be used for discriminatory purposes.

### U.S. Military/Dependent of Military

U.S. Military status as of May 25, 2022 ⓘ

-- Select Status --

Save

Continue



# Citizenship & Immigration

Enrollment	✓
Profile	✓
Education	✓
Citizenship/Military	0
Residency	
Needs & Interests	○
Demographic Information	✓
Supplemental Questions	○
Submission	

## Citizenship/Military

### Citizenship & Immigration

Citizenship & Immigration Status ?

Other

If you are not a U.S. citizen, please enter the following:

Visa Type

-- Select Visa --

☐ No documents

Visa Issue Date ?

Month

Day

Year

-- Select --

-- Select --

Visa Expiration Date ?

Month

Day

Year

-- Select --

-- Select --

☐ Check here if no expiration date ?

# Needs & Interests

Enrollment	✓
Profile	✓
Education	✓
Citizenship/Military	✓
Residency	✓
Needs & Interests	0
Demographic Information	✓
Supplemental Questions	0
Submission	

## Needs & Interests

This information you provide on this page will not be used in making admission decisions and will not be used for discriminatory purposes.

### Main Language

Are you comfortable reading and writing English?

☐ Yes ☐ No

### Financial Assistance

Are you interested in receiving information about money for college?

☐ Yes ☐ No

Are you receiving TANF/CalWORKs, SSI, or General Assistance?

☐ Yes ☐ No

### Athletic Interest

Are you interested in participating in a sport while attending college? ⓘ

(Your response does not obligate you in any way. To be eligible to participate on an intercollegiate team, you must be enrolled in at least 12 units.)

☐ Yes, I am interested in one or more sports, including the possibility of playing on an

[intercollegiate team](#).

☐ Yes, I am interested in [intramural or club sports](#), but not in playing on an intercollegiate team.

☐ No, I am not interested in participating in a sport (beyond taking P.E. classes).

## Programs & Services

Check the programs and services in which you are interested. (Not all college campuses offer every program and service listed.)

- ☐ Academic counseling/advising
- ☐ Basic skills (reading, writing, math)
- ☐ CalWorks
- ☐ Career planning
- ☐ Child care
- ☐ Counseling - personal
- ☐ DSPS - Disabled Student Programs and Services
- ☐ EOPS - Extended Opportunity Programs and Services
- ☐ ESL - English as a Second Language
- ☐ Health services
- ☐ Housing information
- ☐ Employment assistance
- ☐ Online classes
- ☐ Re-entry program (after 5 years out)
- ☐ Scholarship information
- ☐ Student government
- ☐ Testing, assessment, orientation
- ☐ Transfer information
- ☐ Tutoring services
- ☐ Veterans services

Save

Continue



# Demographic Data

Enrollment	✓
Profile	✓
Education	✓
Citizenship/Military	✓
Residency	✓
Needs & Interests	✓
Demographic Information	●
Supplemental Questions	○
Submission	

## Demographic Information

### Gender

This information will be used for state and federal reporting purposes. It is optional and voluntary and will not be used for a discriminatory purpose. "Gender" in this context, means a person's sex, or a person's [gender identity](#) and [gender expression](#).

Gender ⓘ

-- Select Gender --

### Parent/Guardian Educational Levels

Regardless of your age, please indicate the education levels of the [parents and/or guardians who raised you](#).

Parent or Guardian 1 ⓘ

-- Select Education Level --

Parent or Guardian 2 ⓘ

-- Select Education Level --

### Race/Ethnicity

Per U.S. Department of Education guidelines, colleges are required to collect this racial and ethnic data.

Check the box below if you identify as Hispanic or Latino. If you indicate that you are Hispanic or Latino, you will have the option to select more specific ancestry groups.

Are you Hispanic or Latino?

☐ Yes ☐ No

Check all of the ethnicity, nation, and ancestry groups that you identify with. When you select a major ethnicity group, you will have the option to select more specific ancestry groups. Select all that apply.

☐ Asian

☐ American Indian or Alaska Native

☐ Black or African American

☐ Native Hawaiian or Other Pacific Islander

☐ Middle Eastern or North African

☐ White

Save

Continue >



# Supplemental Questions

Enrollment	✓
Profile	✓
Education	✓
Citizenship/Military	✓
Residency	✓
Needs & Interests	✓
Demographic Information	✓
Supplemental Questions	0
Submission	

## Supplemental Questions

The following questions will assist Palomar in obtaining Federal, State, and private grants that may be beneficial to all students.

Number of members in your family/household (the people who live in your home)?

-- Select --

What is your best estimate of your annual family/household income? It is important that you do not overestimate or underestimate your income, as it may affect Palomar's eligibility for grants.

-- Select --

Please estimate your average number of hours per week of employment during the semester.

-- Select --

If you are a returning Palomar College student and you know your student ID number please enter it, otherwise leave the Student ID field blank.

Save

Continue





# Submitting the Application

## Submission

Enrollment	✓
Profile	✓
Education	✓
Citizenship/Military	✓
Residency	✓
Needs & Interests	✓
Demographic Information	✓
Supplemental Questions	✓
Submission	1

### Review Your Responses

[Save as PDF](#)

We recommend that you review your responses to ensure you've provided complete and accurate information.

[Review My Application](#)

### Request for Consent to Release Information

I authorize the Chancellor's Office, California Community Colleges, and the community colleges I am attending to release necessary personal information contained in my education records, including my Social Security number, for the purposes described below. To learn more about how your personal information is stored and used, see the [Privacy Policy](#).

- To federal or state agencies to evaluate jointly administered programs or to comply with reporting requirements;
- To data matching services to measure student success in transferring to four-year colleges or universities;
- To colleges, universities, or government agencies to promote outreach to students and to enhance transfer;
- To the California Student Aid Commission to facilitate the award of financial aid; and
- To organizations or agencies assisting the Chancellor's Office or the community colleges you attend with research and analysis.

☒ I consent

☐ I do not consent

### Submit Your Application

You are about to submit your application to Palomar College.  
NO CHANGES can be made to your application once it is submitted.

California state law\* allows you to submit your application and residency information online with an electronic signature verification. Your completion of this page will provide the necessary verification for electronic submission. The security and privacy of the information in your submitted application are protected as described in the CCCApply Privacy Policy.

\* Section 54300 of subchapter 4.5 of chapter 5 of division 6 of title 5 of the California Code of Regulations.

☐ By Checking here, I, kait chapter, declare that: ⓘ

- All of the information in this application pertains to me.
- Under penalty of perjury, the statements and information submitted in this online admission application are true and correct.
- I understand that falsification, withholding pertinent data, or failure to report changes in residency may result in District action.
- I understand that all materials and information submitted by me for purposes of admission become the property of Palomar College.

☐ By Checking here, I, kait chapter, acknowledge understanding that: ⓘ

- Federal and state financial aid programs are available and may include aid in the form of grants, work study, and/or any available student loans. I am aware that I may apply for assistance for up to the total cost of my education including enrollment fees, books & supplies, transportation, and room and board expense.
- I may apply for financial assistance if I am enrolled in an eligible program of study (certificate, associate degree, or transfer), and may receive aid if qualified, regardless of whether I am enrolled full-time or part-time.
- Financial aid program information and application assistance are available in the financial aid office at the college. The application is also available on-line.

Note: CCCApply will provide links to financial aid information and applications after you submit this application. You can also find financial aid information at [www.icanaffordcollege.com](http://www.icanaffordcollege.com), and on most college websites.

[Submit My Application](#)



# Confirmation Information

IMPORTANT: Take a screenshot. Save a copy of this information.

## Confirmation

your application for admission has been submitted to Palomar College.

Name

CCCID

College

Term

Email

Date & Time

Confirmation #

- Snap a screenshot of this page for your records or [save a copy](#) of your application responses.
- You may also view or print a copy of your SUBMITTED INFORMATION for your records.
- CHECK YOUR EMAIL (including your spam folder) for important information from Palomar College regarding your admission and registration.
- Remember to complete any additional admission requirements as specified by Palomar College. Supporting materials and/or questions should be addressed to:

Palomar College

Admission: null

1140 W. Mission Road

San Marcos, CA 92069

San Marcos, CA 92069-1487

In-state phone: (760) 744-1150 ext. 2164

Out-of-state phone:

Fax: (760) 761-3536

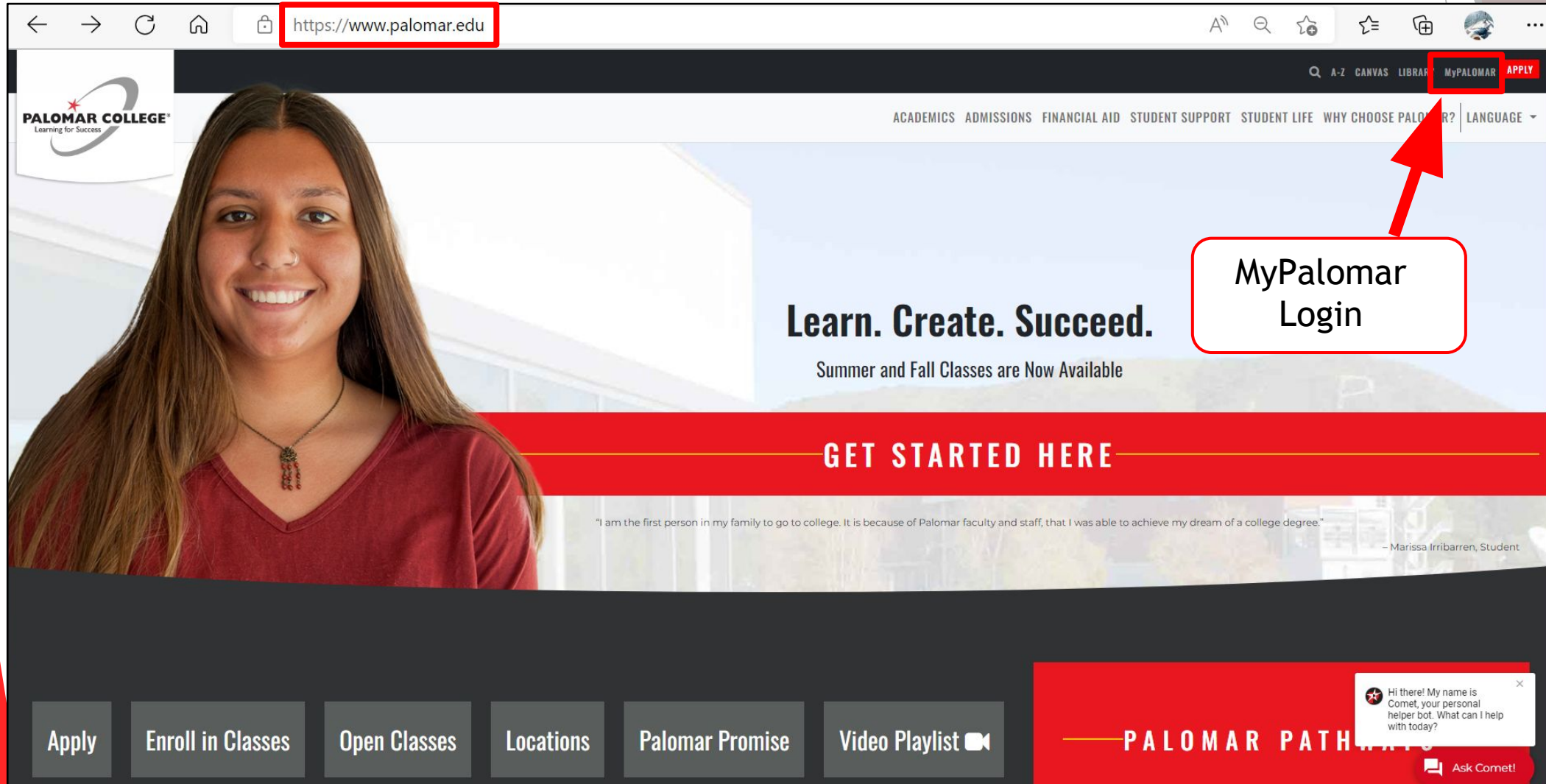
Website: <http://www2.palomar.edu>

You may return to this Confirmation Page at any time via the Submitted Applications section of My Applications.

It will take approximately 3 business days for the Palomar ID number to be emailed to the email you entered in the application.

# Creating Your Palomar Password


Only have ONE Palomar password: Used for MyPalomar, Canvas & Student Email



The screenshot shows the Palomar College homepage. The browser's address bar at the top displays `https://www.palomar.edu`, which is highlighted with a red rectangle. In the top right navigation bar, the **MyPALOMAR** link is highlighted with a red rectangle, and a red arrow points from a callout box labeled **MyPalomar Login** to it. The main banner features a smiling woman on the left and the text **Learn. Create. Succeed.** on the right, with the subtext **Summer and Fall Classes are Now Available**. Below this is a red bar with the text **GET STARTED HERE**. At the bottom, a dark grey navigation bar contains buttons for **Apply**, **Enroll in Classes**, **Open Classes**, **Locations**, **Palomar Promise**, and **Video Playlist**. On the right side of the bottom bar, there is a red section with the text **PALOMAR PATHWAYS** and a chatbot icon labeled **Ask Comet!**. A small chatbot window is open, displaying the text: "Hi there! My name is Comet, your personal helper bot. What can I help with today?"

# Creating Palomar Password

Use if forget ID number or to reset password also.



**PALOMAR COLLEGE**  
Learning for Success

## MyPalomar(eServices) Login

Palomar ID


Password

[ID/Password Help](#) Information

[Sign In](#)

Your Palomar ID:   
(Employees: Palomar ID is the same as your network login name).

Students: If you do not know your Palomar ID enter your Social Security Number:

Your birth date:   MMDDYYYY

Enter Hint Response

If the information above matches our records, we will generate or reset your password to whatever you choose below.

**PASSWORD REQUIREMENTS**

- Be at least eight (8) characters in length.
- Be no more than fifteen (15) characters in length
- Cannot exceed two (2) consecutive characters of the user's account ID/name
- Cannot re-use old passwords.
- Must contain characters from three (3) of the following four (4) categories:
  - \* Uppercase characters (A-Z)
  - \* Lowercase characters (a-z)
  - \* Numeric characters (0-9)
  - \* Special characters (! @ \$ % ^ \* ( ) - \_ = + \ [ ] { } ; : / ? . > )

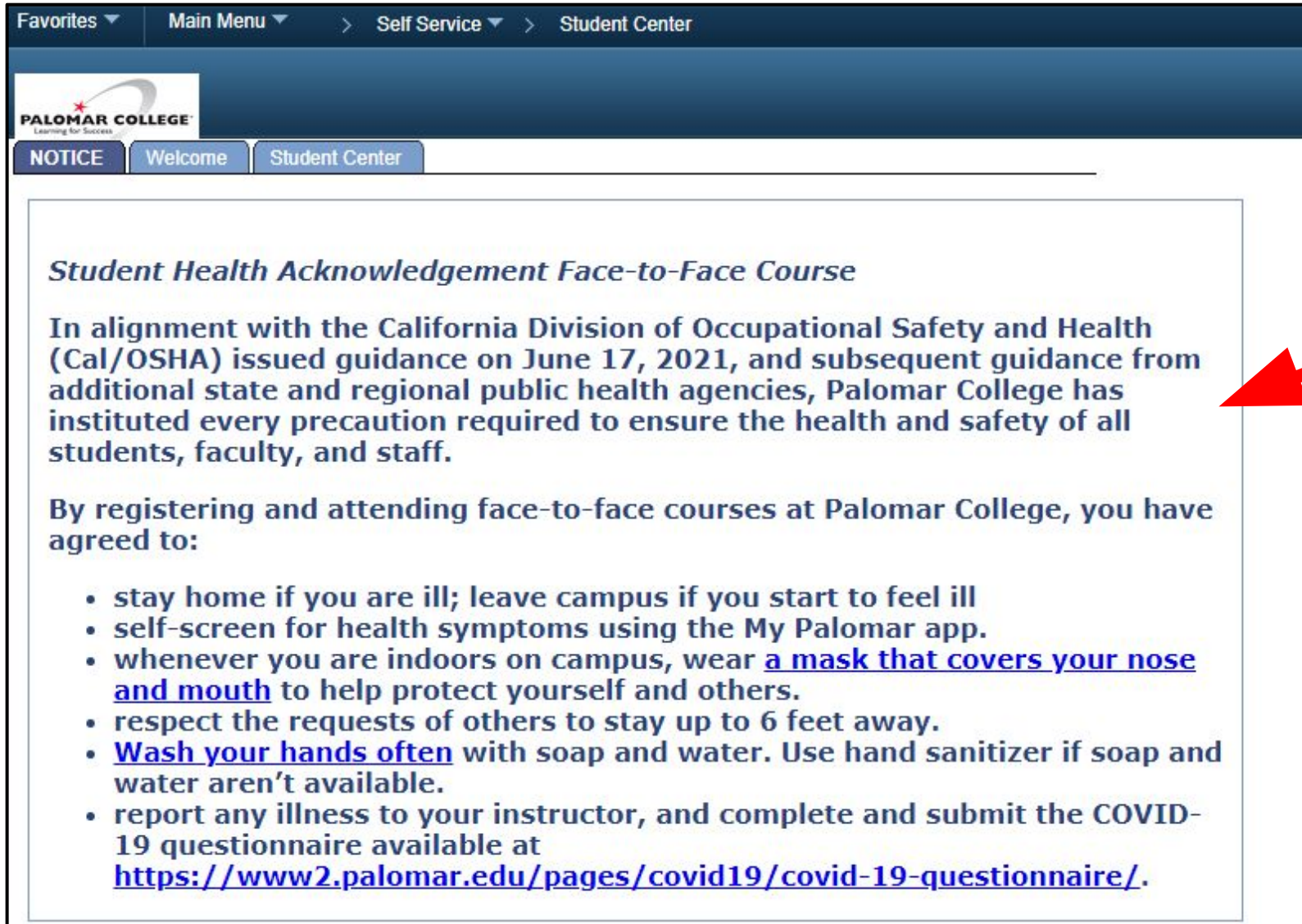
\*Your new password:

Retype new password:  to confirm you typed it correctly.

[SUBMIT](#)



# MyPalomar:



The screenshot shows the MyPalomar Student Center interface. At the top, there is a navigation bar with links for Favorites, Main Menu, Self Service, and Student Center. Below this is the Palomar College logo and a sub-header with links for NOTICE, Welcome, and Student Center. The main content area features a notice titled "Student Health Acknowledgement Face-to-Face Course". The notice text states that in alignment with Cal/OSHA guidance, Palomar College has instituted precautions for health and safety. It then lists six requirements for students attending face-to-face courses, including staying home if ill, self-screening, wearing a mask, respecting social distancing, washing hands, and reporting illness. A red arrow points from a callout box to the notice.

Favorites ▾ Main Menu ▾ > Self Service ▾ > Student Center

**PALOMAR COLLEGE**  
Learning for Success

NOTICE Welcome Student Center

***Student Health Acknowledgement Face-to-Face Course***

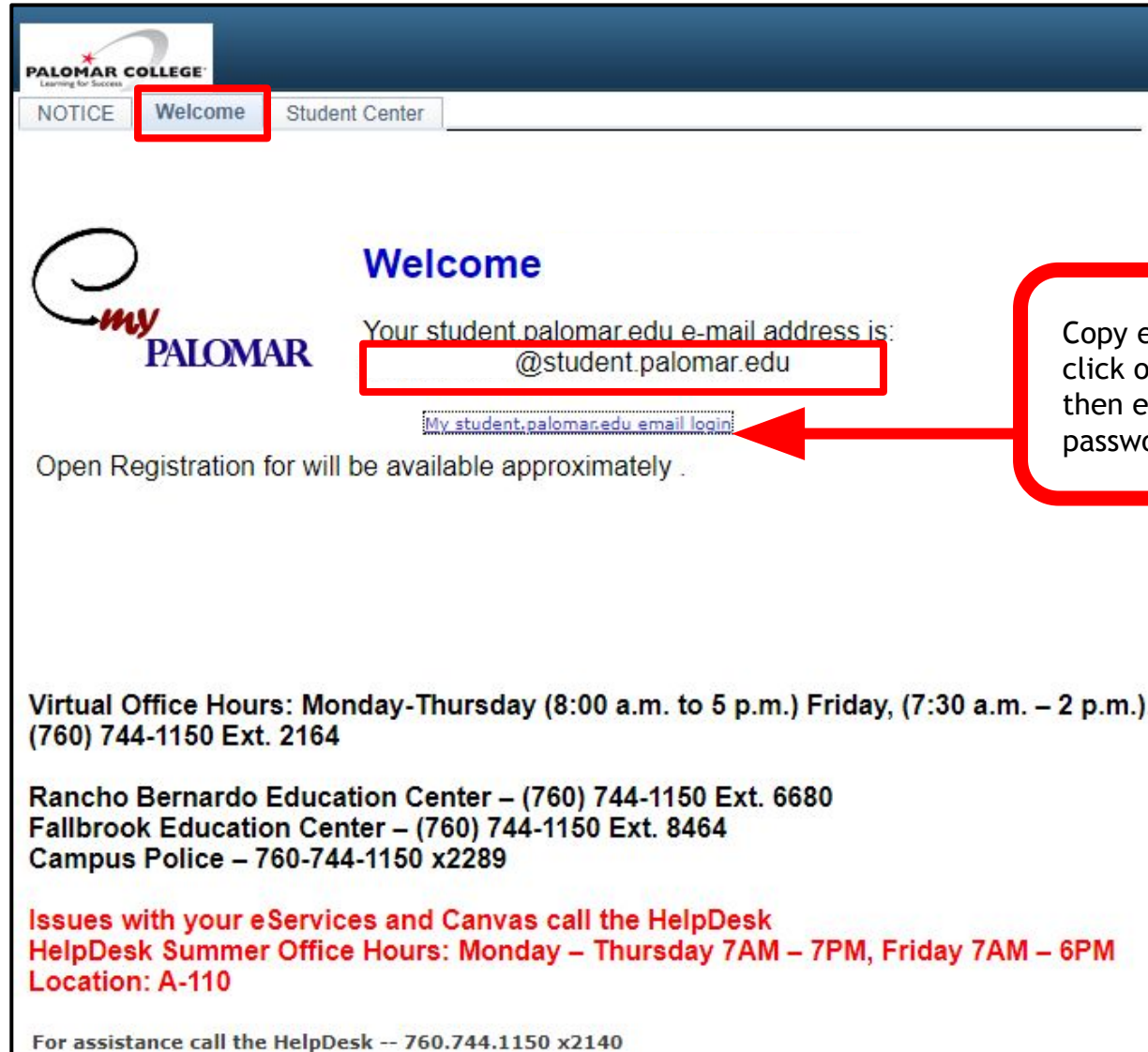
In alignment with the California Division of Occupational Safety and Health (Cal/OSHA) issued guidance on June 17, 2021, and subsequent guidance from additional state and regional public health agencies, Palomar College has instituted every precaution required to ensure the health and safety of all students, faculty, and staff.

By registering and attending face-to-face courses at Palomar College, you have agreed to:

- stay home if you are ill; leave campus if you start to feel ill
- self-screen for health symptoms using the My Palomar app.
- whenever you are indoors on campus, wear a mask that covers your nose and mouth to help protect yourself and others.
- respect the requests of others to stay up to 6 feet away.
- Wash your hands often with soap and water. Use hand sanitizer if soap and water aren't available.
- report any illness to your instructor, and complete and submit the COVID-19 questionnaire available at <https://www2.palomar.edu/pages/covid19/covid-19-questionnaire/>.

Important  
College  
Updates

# Student Email



The screenshot shows the Palomar College Student Center website. At the top, the Palomar College logo is on the left, and navigation tabs labeled 'NOTICE', 'Welcome', and 'Student Center' are on the right. The 'Welcome' tab is highlighted with a red box. Below the tabs, the 'my PALOMAR' logo is on the left. To its right, the word 'Welcome' is displayed in blue. Below 'Welcome', the text 'Your student palomar.edu e-mail address is:' is followed by a red box containing '@student.palomar.edu'. Below this, a blue link labeled 'My student.palomar.edu email login' is shown, with a red arrow pointing to it from a callout box on the right. Below the link, the text 'Open Registration for will be available approximately .' is visible. At the bottom of the page, contact information for Virtual Office Hours, various education centers, and the HelpDesk is provided.

**PALOMAR COLLEGE**  
Learning for Success

NOTICE **Welcome** Student Center

**my PALOMAR**

**Welcome**

Your student palomar.edu e-mail address is:  
**@student.palomar.edu**

[My student.palomar.edu email login](#)

Open Registration for will be available approximately .

**Virtual Office Hours: Monday-Thursday (8:00 a.m. to 5 p.m.) Friday, (7:30 a.m. – 2 p.m.).  
(760) 744-1150 Ext. 2164**

**Rancho Bernardo Education Center – (760) 744-1150 Ext. 6680  
Fallbrook Education Center – (760) 744-1150 Ext. 8464  
Campus Police – 760-744-1150 x2289**

**Issues with your eServices and Canvas call the HelpDesk  
HelpDesk Summer Office Hours: Monday – Thursday 7AM – 7PM, Friday 7AM – 6PM  
Location: A-110**

**For assistance call the HelpDesk -- 760.744.1150 x2140**

Copy entire email address,  
click on link below, and  
then enter Palomar  
password.

# If you need assistance:

- ▶ Admissions: [admissions@palomar.edu](mailto:admissions@palomar.edu) or (760) 744-1150 x 2164
- ▶ Financial Aid: [finaid@palomar.edu](mailto:finaid@palomar.edu) or (760) 744-1150 x 2164
- ▶ Academic Counseling: [counselingdepartment@palomar.edu](mailto:counselingdepartment@palomar.edu) (760) 891-7511
- ▶ Disability Resource Center: [drc@palomar.edu](mailto:drc@palomar.edu) or (760) 744-1150 x 2375
- ▶ Veterans Services: [veterans@palomar.edu](mailto:veterans@palomar.edu) or (760) 744-1150 x 2173
- ▶ Former Foster Youth: [fosterhelp@palomar.edu](mailto:fosterhelp@palomar.edu) or (760) 744-1150 x 3090
- ▶ International Students: [intladm@palomar.edu](mailto:intladm@palomar.edu) (760) 744-1150 x 2167
- ▶ Palomar Promise: [promise@palomar.edu](mailto:promise@palomar.edu) (760) 744-1150 x 3931

