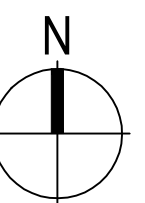
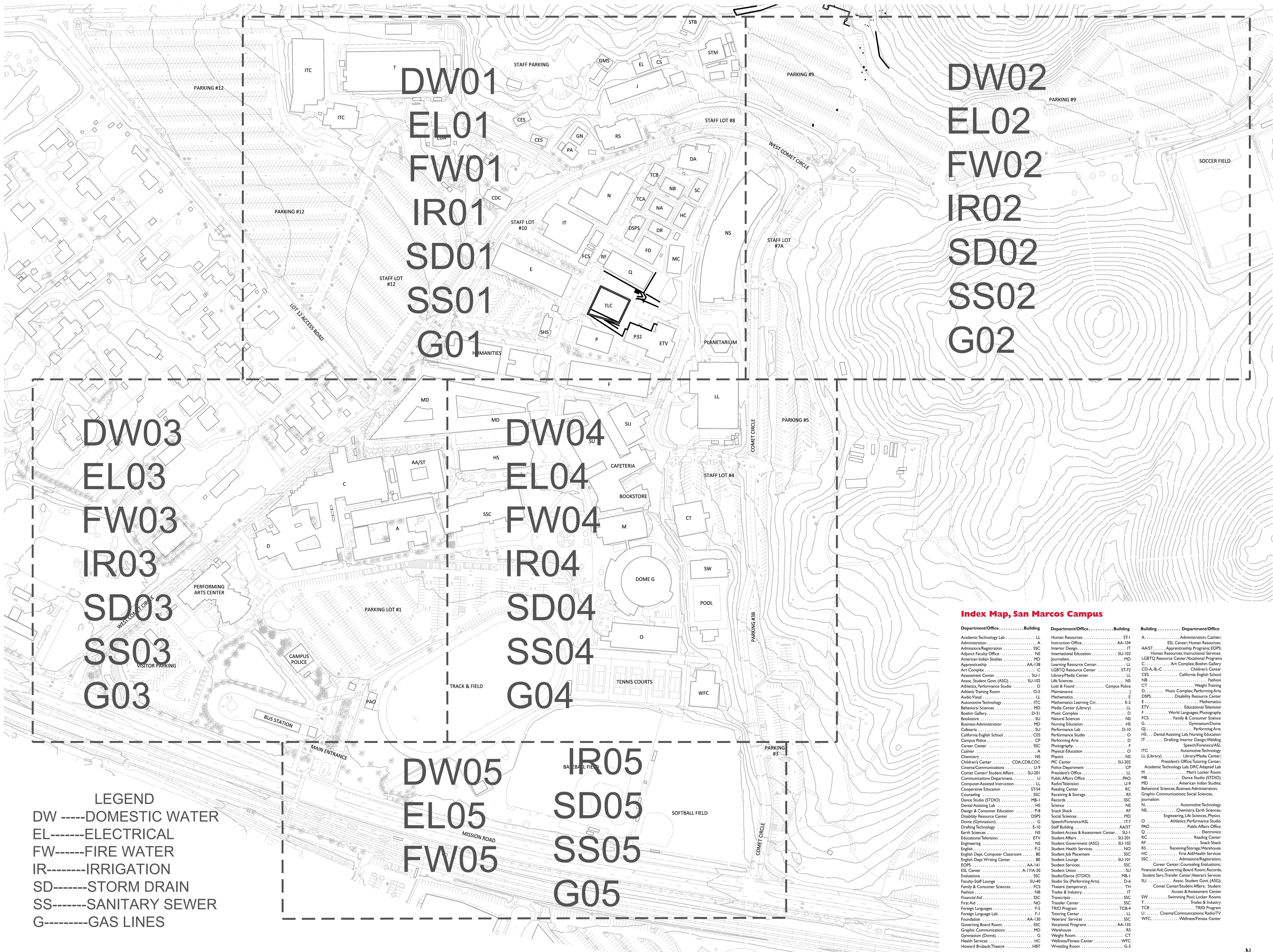


Copyright 2010

[illegible][illegible]

Job. No.	27027.20
Date	03-13-13
Drawn by	GB
Checked by	KS
Scale	1" = 100'



Copyright 2010

Developed for
PALOMAR COMMUNITY COLLEGE DISTRICT
SAN MARCOS, CA 92069

[illegible]

**MASTER UTILITY
EXHIBIT
DOMESTIC WATER**



LEGEND

ABANDON UTILITY
CABLE TELEVISION
DOMESTIC WATER
ELECTRICAL/COMMUNICATION
GAS
HIGH PRESSURE GAS
IRRIGATION

A map of the study area, which is a coastal region. A north arrow is located in the top left corner. Five numbered locations are marked on the map: 01 is in the upper central part; 02 is in the upper right part; 03 is in the lower left part; 04 is in the lower central part; and 05 is in the lower right part. The map shows various land features, including what appears to be a river or coastline on the right side.

This and all other project documents and all data, sections and designs incorporated herein are instruments of service. All project documents are the registered property of LPA, Inc. (LPA) and cannot be lawfully used in whole or in part for any project or purpose except as described in the contract agreement between LPA and Client. LPA hereby gives formal notice that any such project document, use, reproduction or modification (includes) is not only unlawful but automatically voids all parties involved with respect to liability, indemnity and interest. LPA and LPA Consultants to the maximum extent stated against of losses, demands, claims or liabilities arising directly or indirectly from project document misuse.

Project documents describe design intent of work and are not a representation of as-built or existing conditions. LPA and LPA Consultants make no representations concerning the accuracy of documents and are not responsible for any discrepancies between project documents and the existing conditions.

© Copyright 2010

PALOMAR COMMUNITY COLLEGE
MASTER UTILITY EXHIBIT
1140 WEST MISSION ROAD
SAN MARCOS, CA 92069
Developed for
PALOMAR COMMUNITY COLLEGE DISTRICT

Revision	Description	Date

Submission	Description	Date

Job No.	27027.20
Date	03-13-13
Drawn by	GB
Checked by	KS
Scale	1" = 40'

MASTER UTILITY
EXHIBIT
DOMESTIC WATER
DW02



ABBREVIATIONS

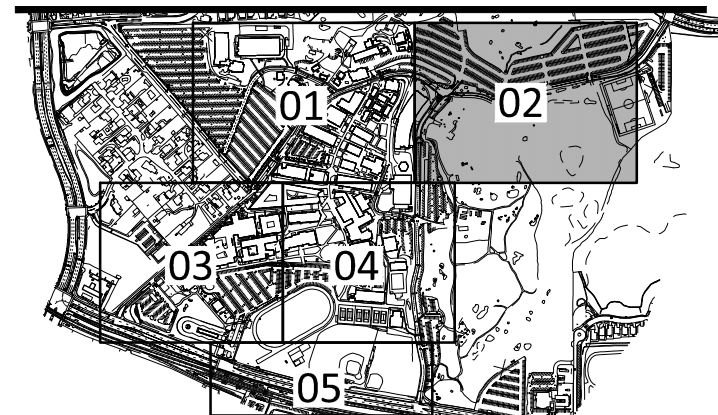
UTILITY SCHEDULE CROSS REFERENCE	UTILITY CORRIDOR	PIPE ID
SD-F1	10"SD-F1.5	
UTILITY		
UTILITY		

ARY	AIR RELEASE VALVE	GS	GAS SERVICE	SD	STORM DRAIN
BFP	BACK FLOW PREVENTER	GV	GAS VALVE	SMH	SANITARY SEWER MANHOLE
BO	BLOW-OFF VALVE	HDPE	HIGH DENSITY POLYETHYLENE	WS	WATER SERVICE
CB	CATCH BASIN	HPG	HIGH PRESSURE GAS	TPB	TELEPHONE PULLBOX
CI	CURB INLET	IS	IRRIGATION SERVICE	TC	TOP OF CURB
CMP	CORROGATED METAL PIPE	IV	INVERT	TG	TOP OF GRATE
DV	DOMESTIC VALVE	IN	INVERT		
E	EXISTING	MAR	MANUAL AIR RELEASE		
FDC	FIRE DEPARTMENT CONNECTION	FV	POST INDICATOR VALVE		
FH	FIRE HYDRANT	PVC	POLYVINYL CHLORIDE		
FS	FIRE SERVICE	RCP	REINFORCED CONCRETE PIPE		
FV	FIRE VALVE	SDMH	STORM DRAIN MANHOLE		

LEGEND

ABANDON UTILITY	STORM DRAIN	SD
CABLE TELEVISION	SANITARY SEWER	SS
DOMESTIC WATER	WATER (PUBLIC)	W
ELECTRICAL/COMMUNICATION		
GAS		
HIGH PRESSURE GAS		
IRRIGATION		

KEY MAP



This and all other project documents are all ideas, aesthetics and designs incorporated therein are instruments of service. Project documents are the registered property of LPA, Inc. (LPA) and cannot be loaned, used in whole or in part for any project or purpose except as described in the contractual agreement between LPA and Client. LPA hereby gives formal notice that any such use without LPA's reproduction or modification permission is not only unlawful but automatically binds all parties involved with cause to fully indemnify and defend LPA and LPA's Consultants to the maximum legal extent against all losses, damages, claims or liabilities arising directly or indirectly from project documents.

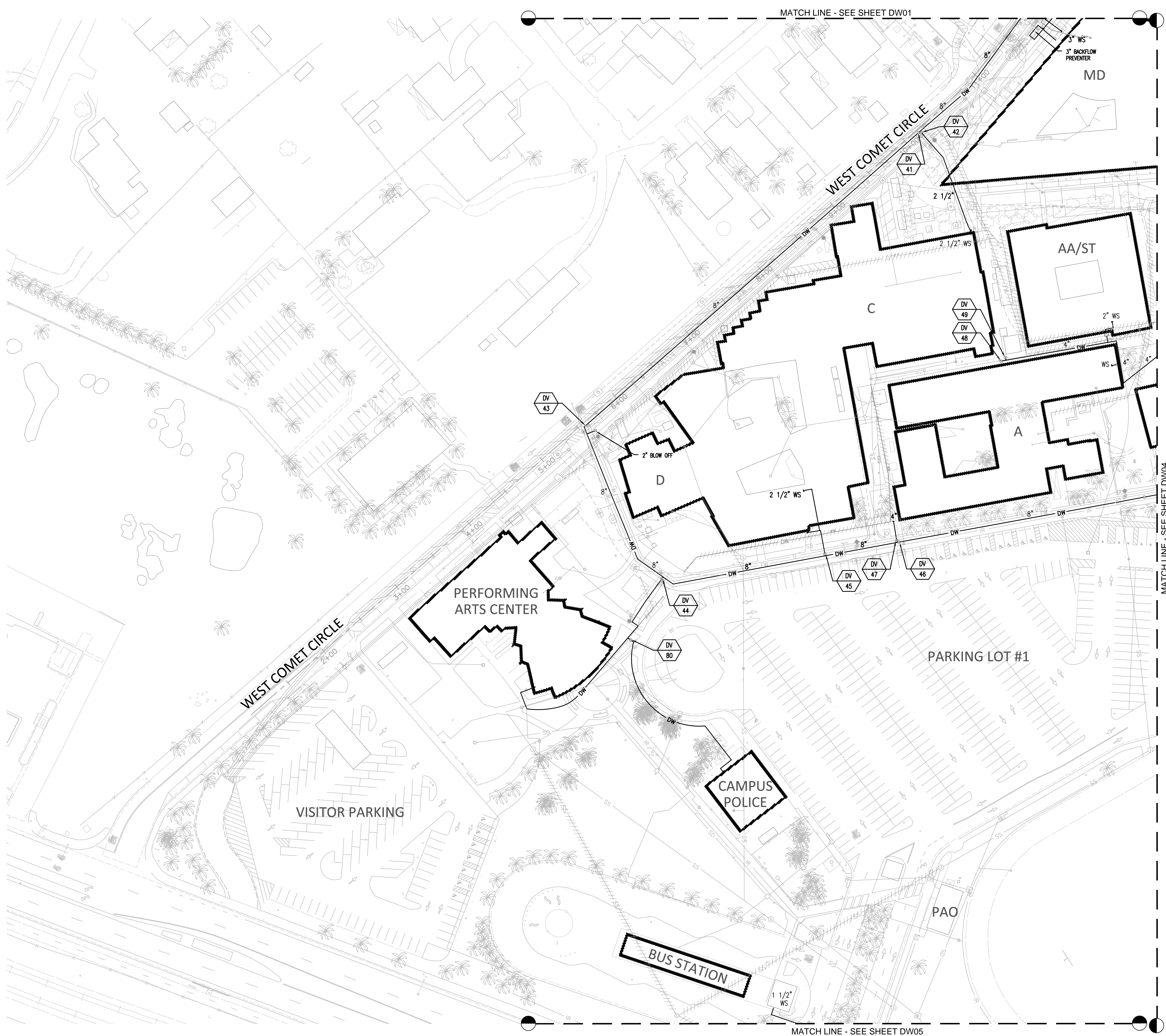
Project documents describe design intent of work and are not a representation of as-built or existing conditions. LPA and LPA's Consultants make no representation concerning the accuracy of documents and are not responsible for any discrepancies between project documents and the existing conditions.

© Copyright, 2010

**PALOMAR COMMUNITY COLLEGE
MASTER UTILITY EXHIBIT**
1140 WEST MISSION ROAD
SAN MARCOS, CA 92069
Developed for
PALOMAR COMMUNITY COLLEGE DISTRICT

[illegible][illegible]

Job. No.	27027.20
Date	03-13-13
Drawn by	GB
Checked by	KS
Scale	1" = 40'
<p>MASTER UTILITY EXHIBIT DOMESTIC WATER</p> <p>DW03</p>	



UTILITY SCHEDULE CROSS REFERENCE	ARV BFP CB CATCH BASIN C CURB INLET CMP CORROGATED METAL PIPE DV EXISTING DRAINAGE E DRAINAGE F FIRE DEPARTMENT CONNECTION FH FIRE HYDRANT FS FIRE SERVICE F	AR RELEASE VALVE BACK FLOW PREVENTER BLOW-OFF VALVE CATCH BASIN C CURB INLET CMP CORROGATED METAL PIPE DV EXISTING DRAINAGE E DRAINAGE F FIRE DEPARTMENT CONNECTION FH FIRE HYDRANT FS FIRE SERVICE F	GS GV HDPE HP IR INV MAN PVC PVC RCP RCP SMA	GAS SERVICE GAS VALVE HIGH DENSITY POLYETHYLENE HIGH PRESSURE GAS IRRIGATION SERVICE INVERT MANUAL AIR RELEASE POST INDICATOR VALVE POLYVINYL CHLORIDE REINFORCED CONCRETE PIPE STORM DRAIN MANHOLE	SD SSMH WS WSP TOP OF CURB TOP OF GRATE	SANITARY DRAIN STORM SEWER MANHOLE WATER SERVICE WATER SERVICE PULLBOX TOP OF CURB TOP OF GRATE
----------------------------------	--	---	---	---	--	--

ABANDON UTILITY	////	STORM DRAIN	SD
CABLE TELEVISION	____CATV____	SANITARY SEWER	SS
DOMESTIC WATER	____DW____	WATER (PUBLIC)	W
ELECTRICAL/COMMUNICATION	----		
GAS	____G____		
HIGH PRESSURE GAS	____HPG____		
IRRIGATION	____IR____		

A map of the study area, which is a coastal region. A north arrow is located in the top left corner. Five numbered locations are marked on the map: 01 is in the upper central part; 02 is in the upper right part; 03 is in the lower left part; 04 is in the lower central part; and 05 is in the lower right part. The map shows various land features, including buildings, roads, and water bodies.

This and all other project documents and all data, services and designs incorporated herein are instruments of service. All project documents are the registered property of LPA, Inc. (LPA) and cannot be lawfully used in whole or in part for any project or purpose except as described in the contractual agreement between LPA and Client. LPA hereby gives formal notice that any such project document use, reproduction or modification (includes) is not only unlawful but automatically voids all parties involved with respect to liability, warranty and agreed LPA and LPA's liability to the maximum legal extent agreed of fees, demands, claims or liabilities arising directly or indirectly from project document misuse.

Project documents describe design intent of work and are not a representation of as-built or existing conditions. LPA and LPA's Consultants make no representation concerning the accuracy of documents and are not responsible for any discrepancies between project documents and the existing conditions.

© Copyright 2010

PALOMAR COMMUNITY COLLEGE
MASTER UTILITY EXHIBIT
1140 WEST MISSION ROAD
SAN MARCOS, CA 92069Developed for
PALOMAR COMMUNITY COLLEGE DISTRICT

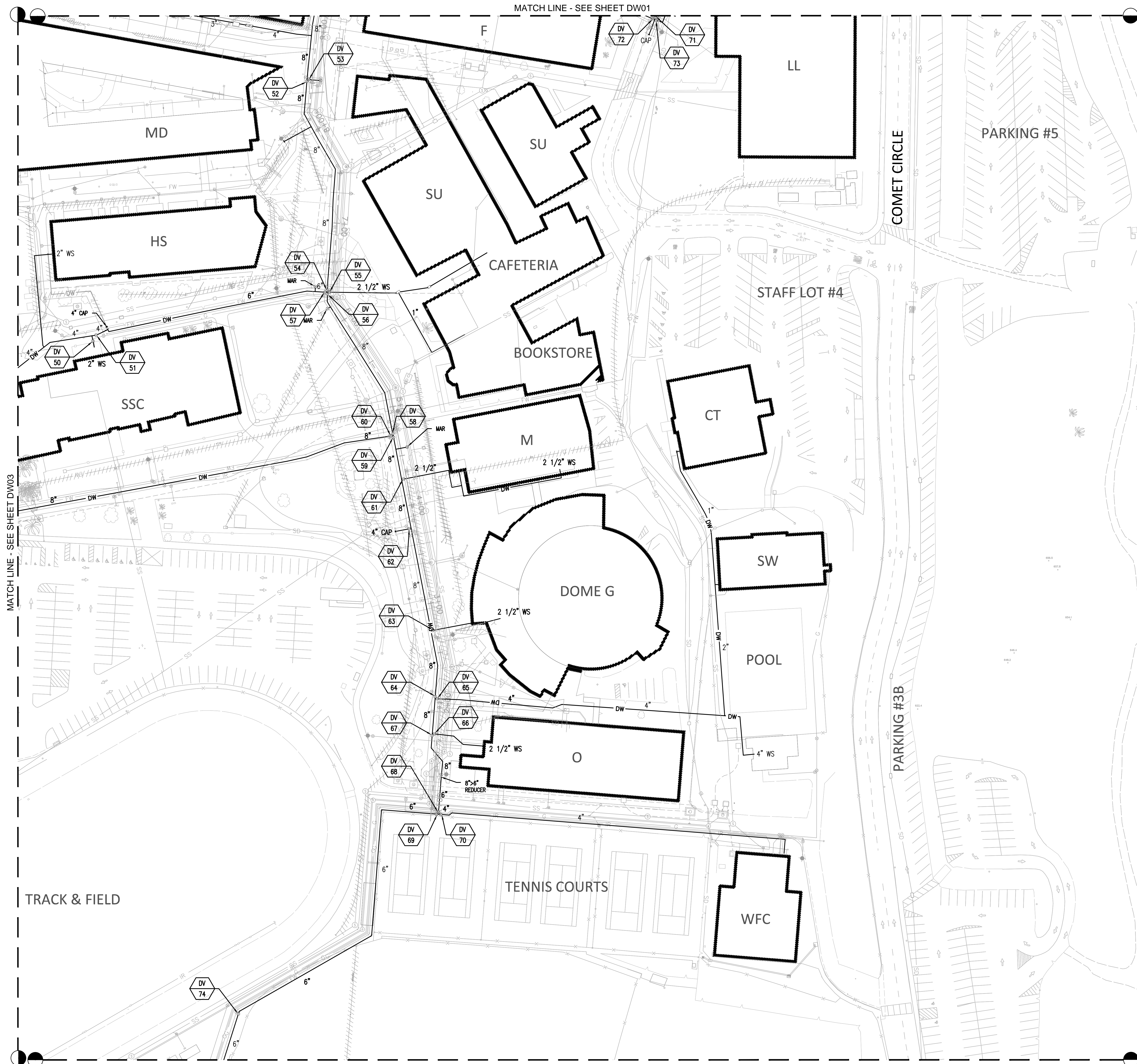
Revision	Description	Date


Submission	Description	Date

Job No.	27027.20
Date	03-13-13
Drawn by	GB
Checked by	KS
Scale	1" = 40'

MASTER UTILITY
EXHIBIT
DOMESTIC WATER

DW04





Developed for
PALOMAR COMMUNITY COLLEGE DISTRICT

[illegible]

**MASTER UTILITY
EXHIBIT
DOMESTIC WATER**

A key map of the study area, showing a detailed street layout. The map is divided into five numbered regions: 01 (top center), 02 (top right), 03 (center left), 04 (center right), and 05 (bottom center). A north arrow is located in the top left corner, pointing upwards.

PALOMAR COMMUNITY COLLEGE
MASTER UTILITY EXHIBIT1140 WEST MISSION ROAD
SAN MARCOS, CA 92069Developed for
PALOMAR COMMUNITY COLLEGE DISTRICT

Revision	Description	Date

Submital	Description	Date

Job No.	27027.20
Date	03-13-13
Drawn by	GB
Checked by	KS
Scale	1" = 100'

MASTER UTILITY
EXHIBIT
DOMESTIC WATER

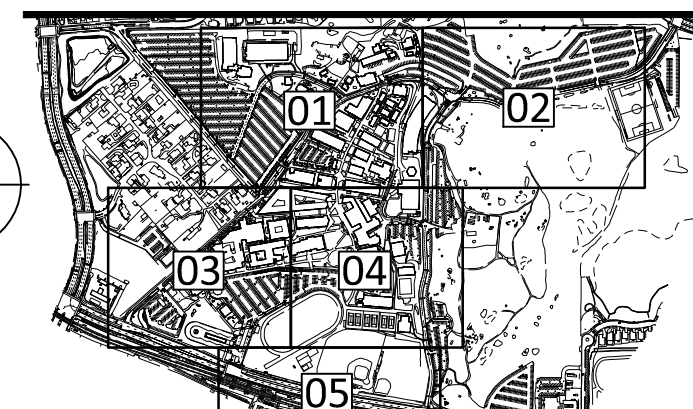
DW00



LEGEND

DOMESTIC WATER DW

KEY MAP





Project documents describe design intent of work and are not representation of as-built or existing conditions. LPA and A's Consultants make no representations concerning the currency of documents and are not responsible for any discrepancies between project documents and the existing conditions.

**PALOMAR COMMUNITY COLLEGE
MASTER UTILITY EXHIBIT**

1140 WEST MISSION ROAD
SAN MARCOS, CA 92069

Developed for
PALOMAR COMMUNITY COLLEGE DISTRICT

[illegible]

**MASTER UTILITY
EXHIBIT
NATURAL GAS**

[illegible]

MATCH LINE - SEE SHEET E1.5



KEY MAP



and all other project documents and all ideas and designs incorporated therein are instruments of the project documents and are the registered property of UPA and cannot be lawfully used in whole or in part for any purpose except as described in the agreement between LPA and Client. UPA hereby certifies that for each project document use, reproduction (modification) is not only unlawful but constitutes a breach of the license to fully implement the Client UPA and UPA's demands, claims or liabilities or indirectly from project document misuse.

© Copyright 2010

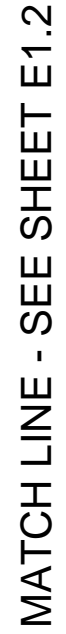
PALOMAR COMMUNITY COLLEGE
MASTER UTILITY EXHIBIT
1140 WEST MISSION ROAD
SAN MARCOS, CA 92069

[illegible]


Job. No.	2
Date	0
Drawn by	
Checked by	
Scale	

MASTER UTILITIES
EXHIBIT
NATURAL GAS

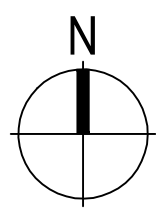
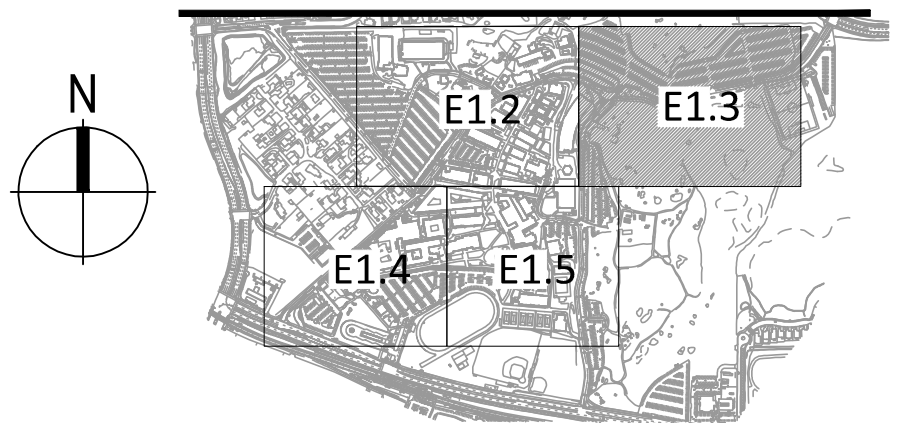
E1.3



MATCH LINE - SEE SHEET E1.5

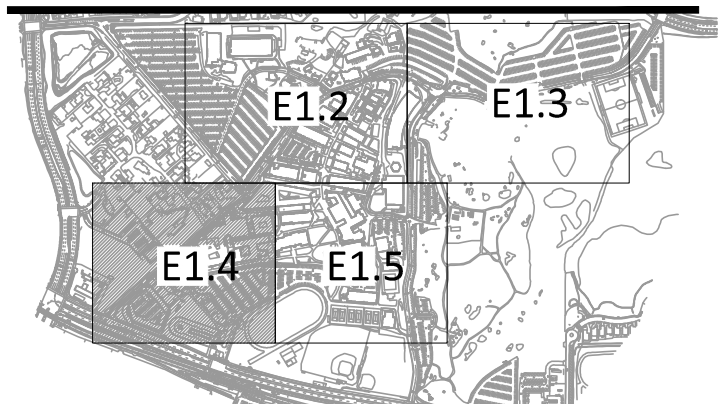
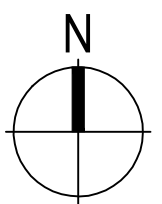


KEY MAP





MATCH LINE - SEE SHEET E1.5



JOHNSON

12875 Brookprinter Place, Suite 300
Poway, CA 92064

LPA

Architecture
Sustainability
Planning
Interior Design
Landscape Architecture
Engineering
Graphics

5161 California Ave, Suite 10C
Irvine, California 92617

P 949 | 261-1001
F 949 | 260-1190
E lpa@lpainc.com
W www.lpainc.com

REGISTERED PROFESSIONAL
ELECTRICIAN
No. 11512
Exp. 6-30-2014
STATE OF CALIFORNIA

#12064 02/05/201

This set of other project documents and all data, methods, and design incorporated herein are instruments of service. All project documents are the registered property of LPA, Inc. (LPA) and cannot be used, copied, or altered in any way for any other project without the written consent of LPA. The agreement between LPA and Client (LPA) hereby gives LPA the right to use any and all project documents, methods, and design incorporated herein for any and all other projects without the need for further agreement (release) is not only unlawful but also potentially liable of parties involved who misuse it fully, knowingly and without LPA and LPA's Consultants to the maximum legal and agreed to limits, demands, claims or damages arising there or indirectly from project documents misuse.

Project documents describe design intent of work and are not a representation of as-built or existing conditions. LPA and LPA's Consultants make no representation concerning the accuracy of documents and are not responsible for any discrepancies between project documents and the existing conditions.

© Copyright 2010

PALOMAR COMMUNITY COLLEGE
MASTER UTILITY EXHIBIT
1140 WEST MISSION ROAD
SAN MARCOS, CA 92069
Developed for
PALOMAR COMMUNITY COLLEGE DISTRICT

Revisions	Description	Date

Revisions	Description	Date

Job No. 27027.20
Date 07-27-12
Drawn by GB
Checked by KS
Scale 1" = 40'

**MASTER UTILITY
EXHIBIT
NATURAL GAS**

E1.4



Project documents describe design intent of work and are not representation of as-built or existing conditions. LPA and A's Consultants make no representations concerning the currency of documents and are not responsible for any discrepancies between project documents and the existing conditions.

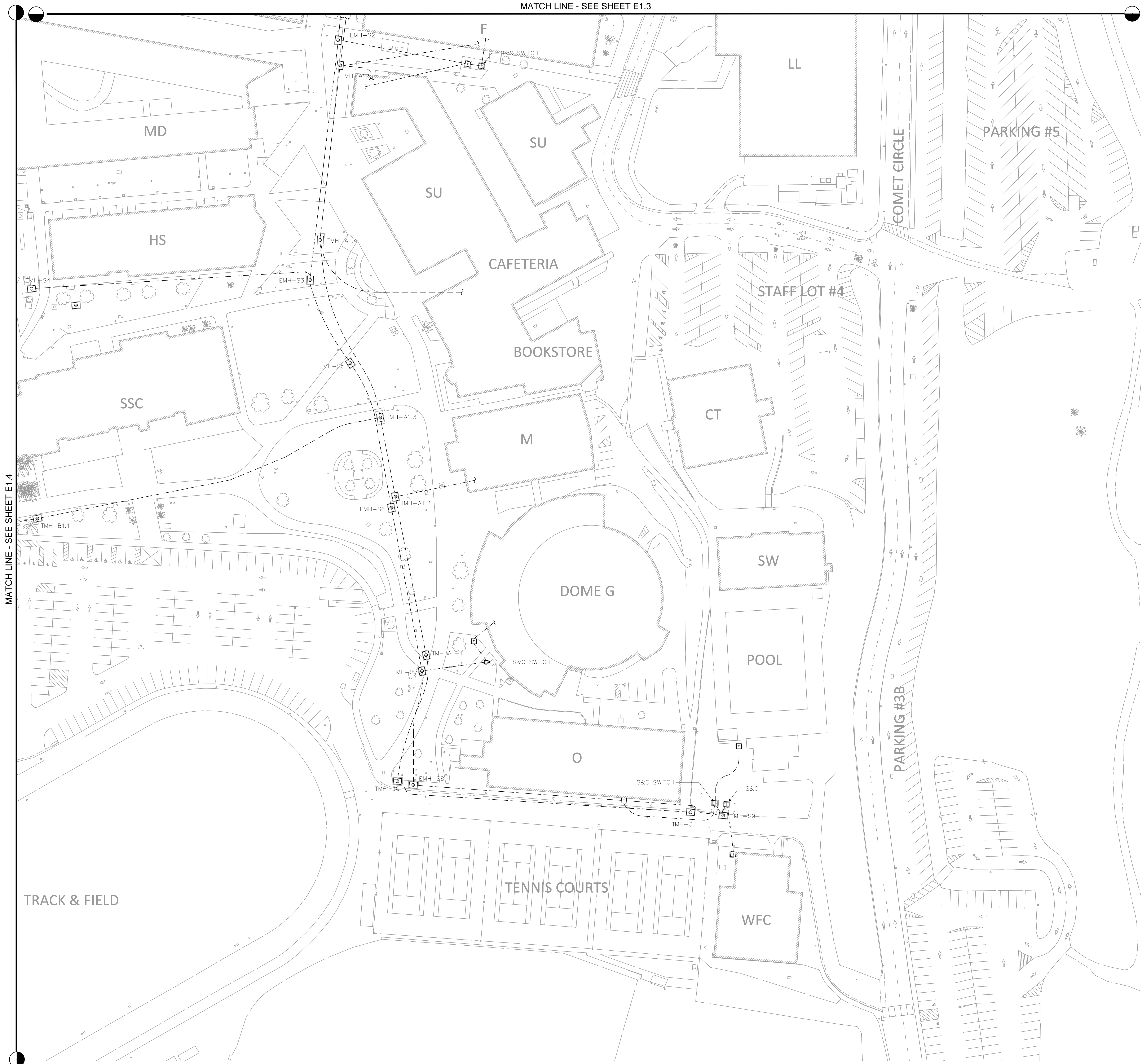
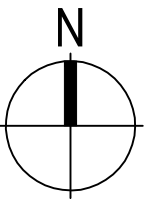
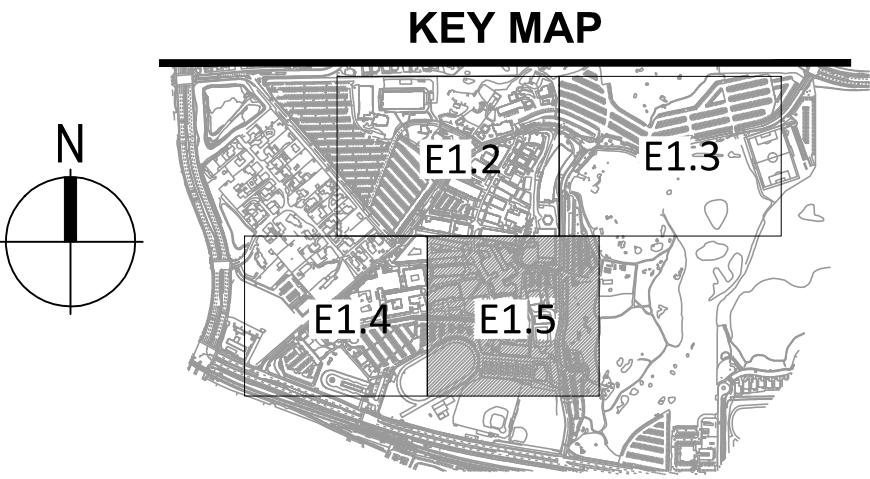
Copyright 2010

PALOMAR COMMUNITY COLLEGE
MASTER UTILITY EXHIBIT
1140 WEST MISSION ROAD
SAN MARCOS, CA 92069
Developed for
PALOMAR COMMUNITY COLLEGE DISTRICT

[illegible]

Job. No.	27027.20
Date	07-27-12
Drawn by	GB
Checked by	KS
Scale	1" = 40'

E1.5



MATCH LINE - SEE SHEET E1.4

in and all other project documents and all ideas, aesthetics and design approaches are the instruments of service. The project documents are the registered property of LPA, INC., and cannot be lawfully used in whole or in part for any project or purpose except as described in the contractual agreement between LPA and Client. LPA hereby gives formal notice that any project documents, including reproduction or modification (in any form) are fully unlawful but automatically null and void. LPA and its Consultants to the maximum legal extent assert all issues, demands, claims or liabilities arising directly and indirectly from project document misuse.

Project documents describe design intent of work and are not representation of as-built or existing conditions. LPA and its Consultants make no representation or warranty concerning the accuracy of documents and are not responsible for any discrepancies between project documents and the existing conditions.

PALOMAR COMMUNITY COLLEGE
MASTER UTILITY EXHIBIT
1140 WEST MISSION ROAD

SAN MARCOS, CA 92069

Developed for
PALOMAR COMMUNITY COLLEGE DISTRICT

[illegible][illegible]

Job. No.	27027.20
----------	----------

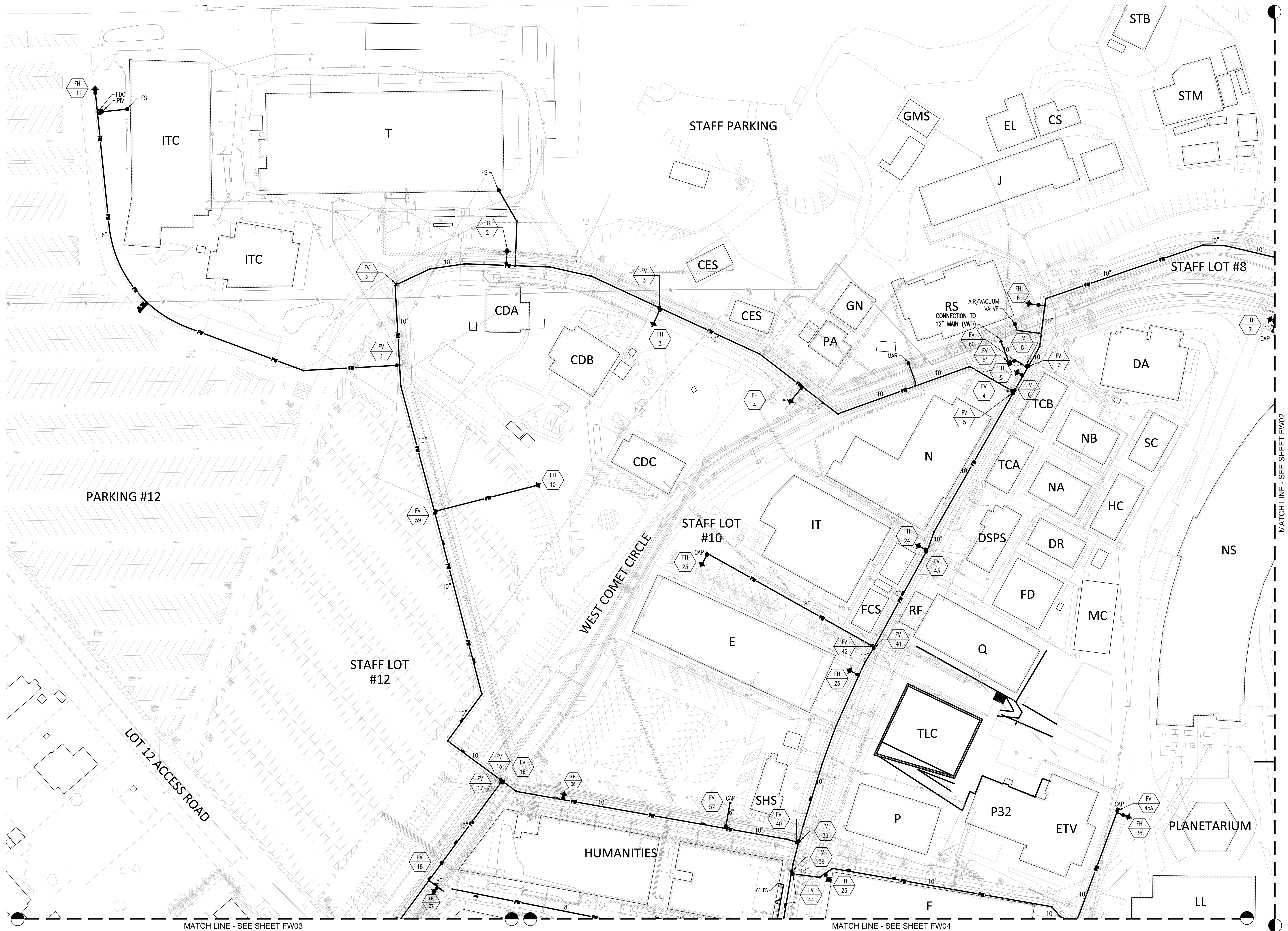
Date	03-13-13
------	----------

Checked by	KS
------------	----

Scale	1" = 40'
-------	----------

**MASTER UTILITY
EXHIBIT
FIRE WATER**

FW01

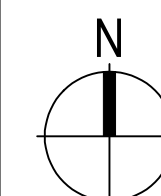


ABBREVIATIONS

UTILITY SCHEDULE CROSS REFERENCE							
UTILITY	SD-F1	ARV	AIR RELEASE VALVE	GS	GAS SERVICE	SD	STORM DRAIN
BFP		BAV	BACK FLOW PREVENTER	GV	GAS VALVE	SSMH	SANITARY SEWER MANHOLE
		BLW	BLOW OFF VALVE	HDPE	HIGH DENSITY POLYETHYLENE	SW	WATER SERVICE
UTILITY	CORRIDOR	CB	CUT BASIN	HP	HIGH PRESSURE GAS	TE	TELEPHONE PULLBOX
		CI	CURB INLET	IG	IRIGATION SERVICE	TC	TOP OF CURB
		CMF	CORROGATED METAL PIPE	IR	IRRIGAL VALVE	TO	TOP OF GRATE
UTILITY	10"SD-F1.5	DV	DRAIN VALVE	INV	INVERT		
	PIPE ID	EX	EXISTING	MAR	MANUAL AIR RELEASE		
		FDC	FIRE DEPARTMENT CONNECTION	PV	POST INDICATOR VALVE		
		FH	FIRE HYDRANT	PVC	POLYVINYL CHLORIDE		
		FS	FIRE SERVICE	RCF	REINFORCED CONCRETE		
		FV	FIRE VALVE	SD	STORM DRAIN MANHOLE		

LEGEND

ABANDON UTILITY	-----	STORM DRAIN	-----	SD
CABLE TELEVISION	----- CATV -----	SANITARY SEWER	-----	SS
DOMESTIC WATER	----- DW -----	WATER (PUBLIC)	-----	W
ELECTRICAL/COMMUNICATION	-----			
GAS	----- G -----			
HIGH PRESSURE GAS	----- HPG -----			
IRRIGATION	----- IR -----			



KEY MAP



Revision	Description	Date

Submission	Description	Date

Job No.	27027.20
Date	03-13-13
Drawn by	GB
Checked by	KS
Scale	1" = 40'



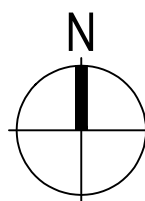
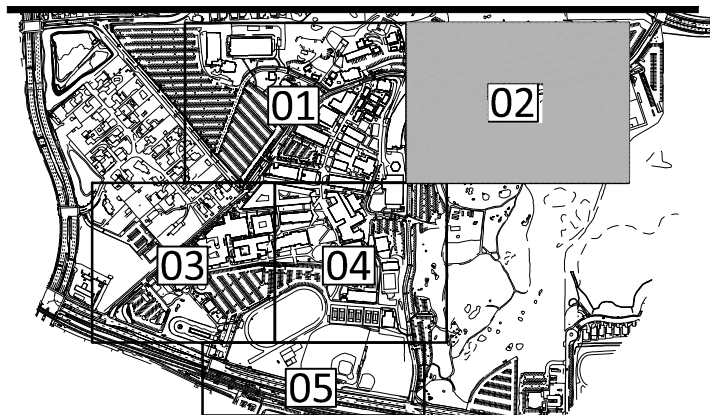
ABBREVIATIONS

UTILITY SCHEDULE CROSS REFERENCE	ARY AIR RELEASE VALVE BFP BACK FLOW PREVENTER CB CATCH BASIN CI CURB INLET CMP CORRUGATED METAL PIPE DV DOMESTIC VALVE E EXISTING FDC FIRE DEPARTMENT CONNECTION FH FIRE HYDRANT FS FIRE SERVICE FV FIRE VALVE	GS GAS SERVICE GV GAS VALVE HDPE HIGH DENSITY POLYETHYLENE HPG HIGH PRESSURE GAS IR IRRIGATION SERVICE IS IRRIGATION VALVE IN INVERT MAR MANUAL AIR RELEASE PIV POST INDICATOR VALVE PVC POLYVINYL CHLORIDE PIPE RCP REINFORCED CONCRETE PIPE SDMH STORM DRAIN MANHOLE	SD STORM DRAIN SSMH SANITARY SEWER MANHOLE WS WATER SERVICE TPB TELEPHONE PULLBOX TC TOP OF CURB TG TOP OF GRATE
----------------------------------	--	---	---

LEGEND

ABANDON UTILITY	STORM DRAIN	SD
CABLE TELEVISION	SANITARY SEWER	SS
DOMESTIC WATER	WATER (PUBLIC)	W
ELECTRICAL/COMMUNICATION		
GAS		
HIGH PRESSURE GAS		
IRRIGATION		

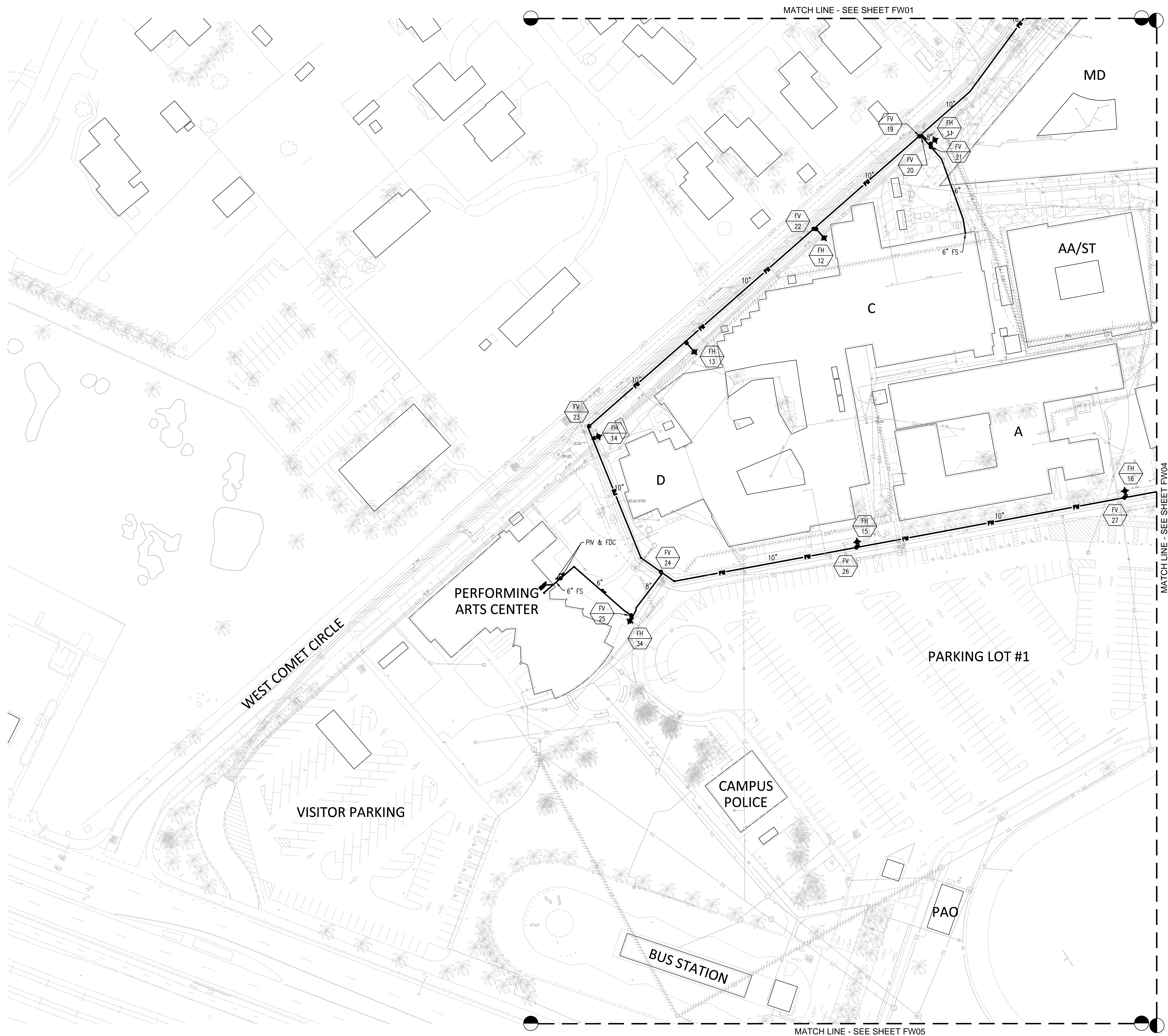
KEY MAP



Revision	Description	Date

Submission	Description	Date

Job No.	27027.20
Date	03-13-13
Drawn by	GB
Checked by	KS
Scale	1" = 40'



ABBREVIATIONS

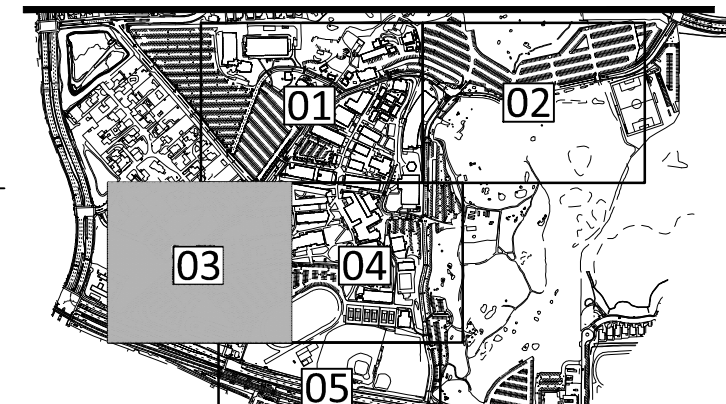
UTILITY SCHEDULE CROSS REFERENCE	
SD-F1	CORRIDOR
10"SD-F1.5	PIPE ID

ARV	AIR RELEASE VALVE	GS	GAS SERVICE	SD	STORM DRAIN
BFP	BACK FLOW PREVENTER	GV	GAS VALVE	SSMH	SANITARY SEWER MANHOLE
BO	BLOW-OFF VALVE	HDPE	HIGH DENSITY POLYETHYLENE	WS	WATER SERVICE
CB	CATCH BASIN	HPG	HIGH PRESSURE GAS	TPB	TELEPHONE PULLBOX
CI	CURB INLET	IS	IRRIGATION SERVICE	TC	TOP OF CURB
CMP	CORROGATED METAL PIPE	IV	INVERT	TG	TOP OF GRATE
DV	DOMESTIC VALVE	INV	INVERT		
E	EXISTING	MAR	MANUAL AIR RELEASE		
FDC	FIRE DEPARTMENT CONNECTION	FIV	FIRE INDICATOR VALVE		
FH	FIRE HYDRANT	PVC	POLYVINYL CHLORIDE		
FS	FIRE SERVICE	RCP	REINFORCED CONCRETE PIPE		
FV	FIRE VALVE	SDMH	STORM DRAIN MANHOLE		

LEGEND

ABANDON UTILITY	STORM DRAIN	SD
CABLE TELEVISION	SANITARY SEWER	SS
DOMESTIC WATER	WATER (PUBLIC)	W
ELECTRICAL/COMMUNICATION		
GAS		
HIGH PRESSURE GAS		
IRRIGATION		

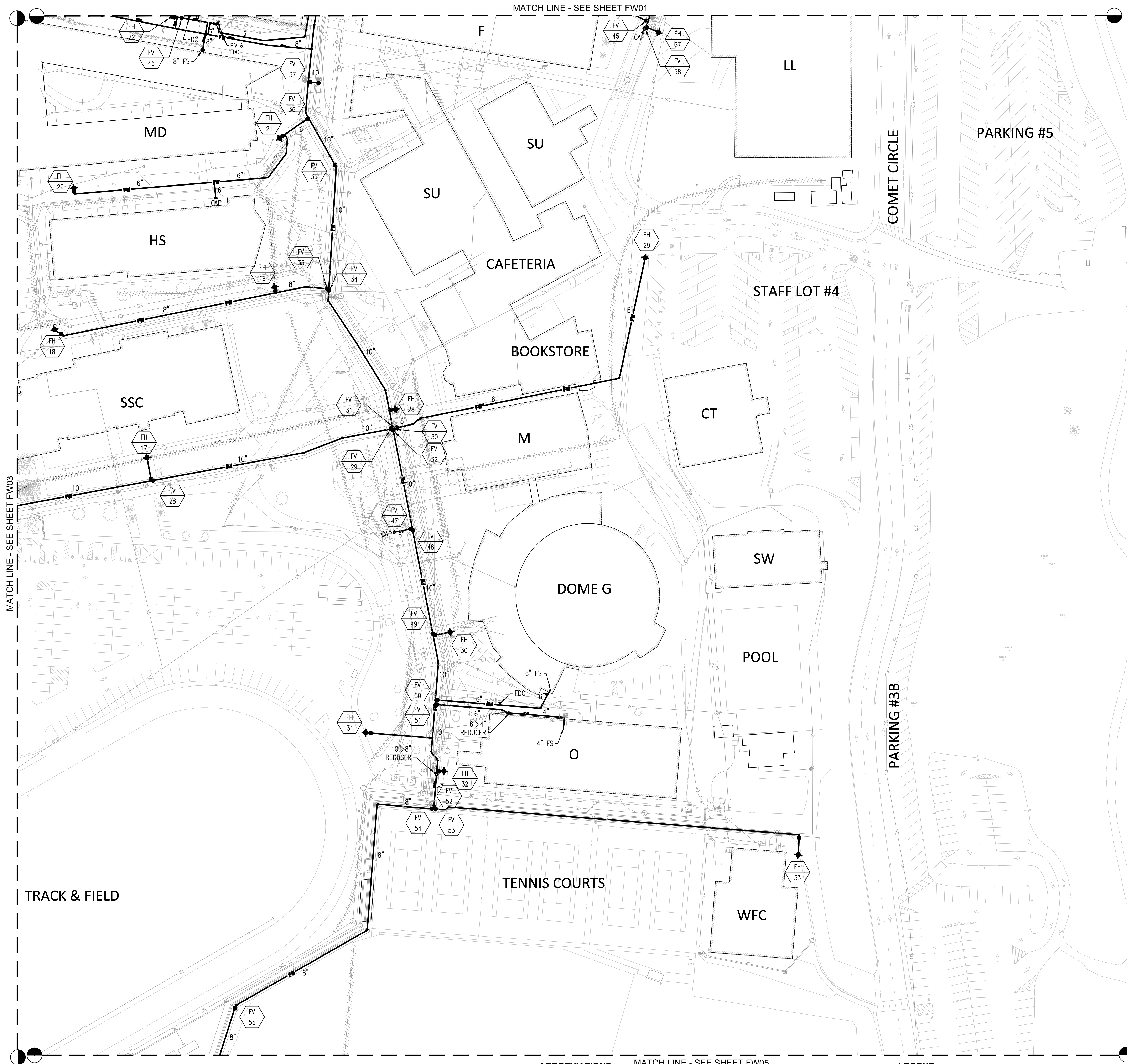
KEY MAP

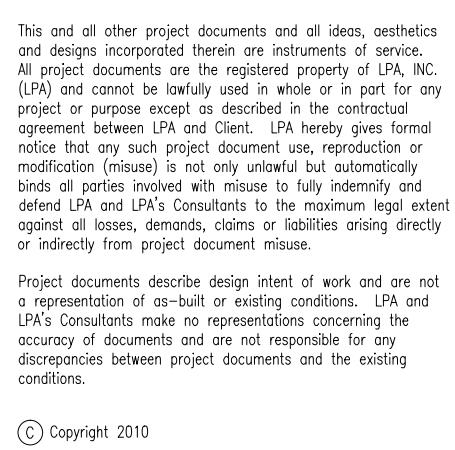


Revision	Description	Date

Submission	Description	Date

Job No.	27027.20
Date	03-13-13
Drawn by	GB
Checked by	KS
Scale	1" = 40'





Developed for
PALOMAR COMMUNITY COLLEGE DISTRICT

[illegible]

**ASTER UTILITY
EXHIBIT
FIRE WATER**

PALOMAR COMMUNITY COLLEGE
MASTER UTILITY EXHIBIT1140 WEST MISSION ROAD
SAN MARCOS, CA 92069Developed for
PALOMAR COMMUNITY COLLEGE DISTRICT

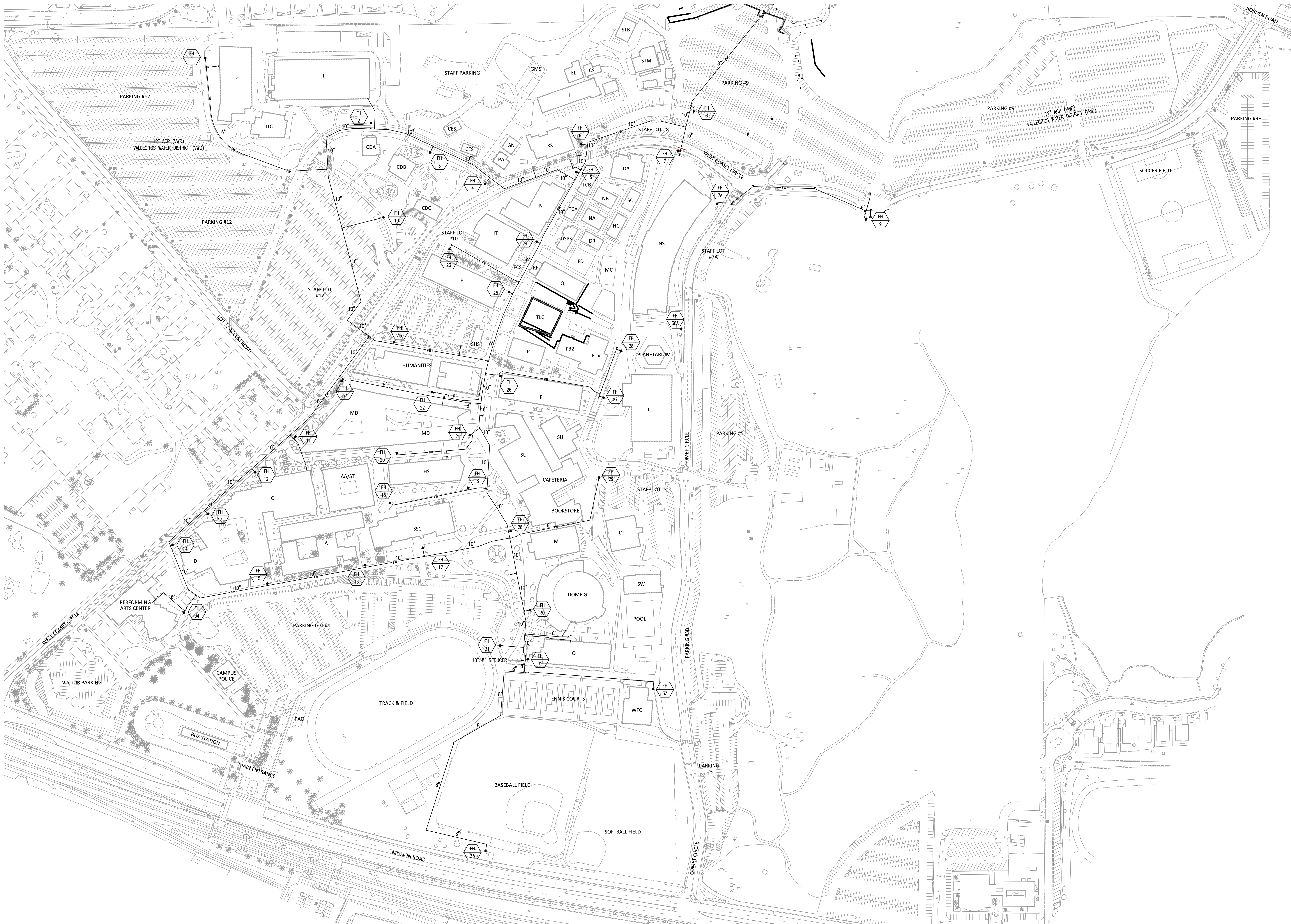
Revision	Description	Date

Submital	Description	Date

Job No.	27027.20
Date	03-13-13
Drawn by	GB
Checked by	KS
Scale	1" = 100'

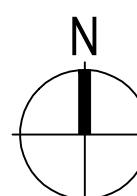
MASTER UTILITY
EXHIBIT
FIRE WATER

FW00

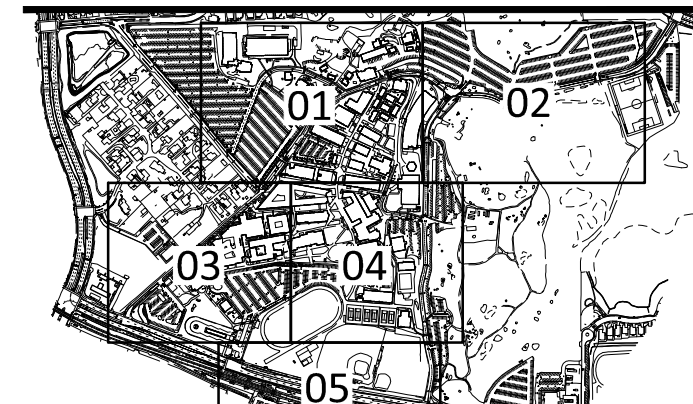


LEGEND

FIRE WATER ——— FW ———



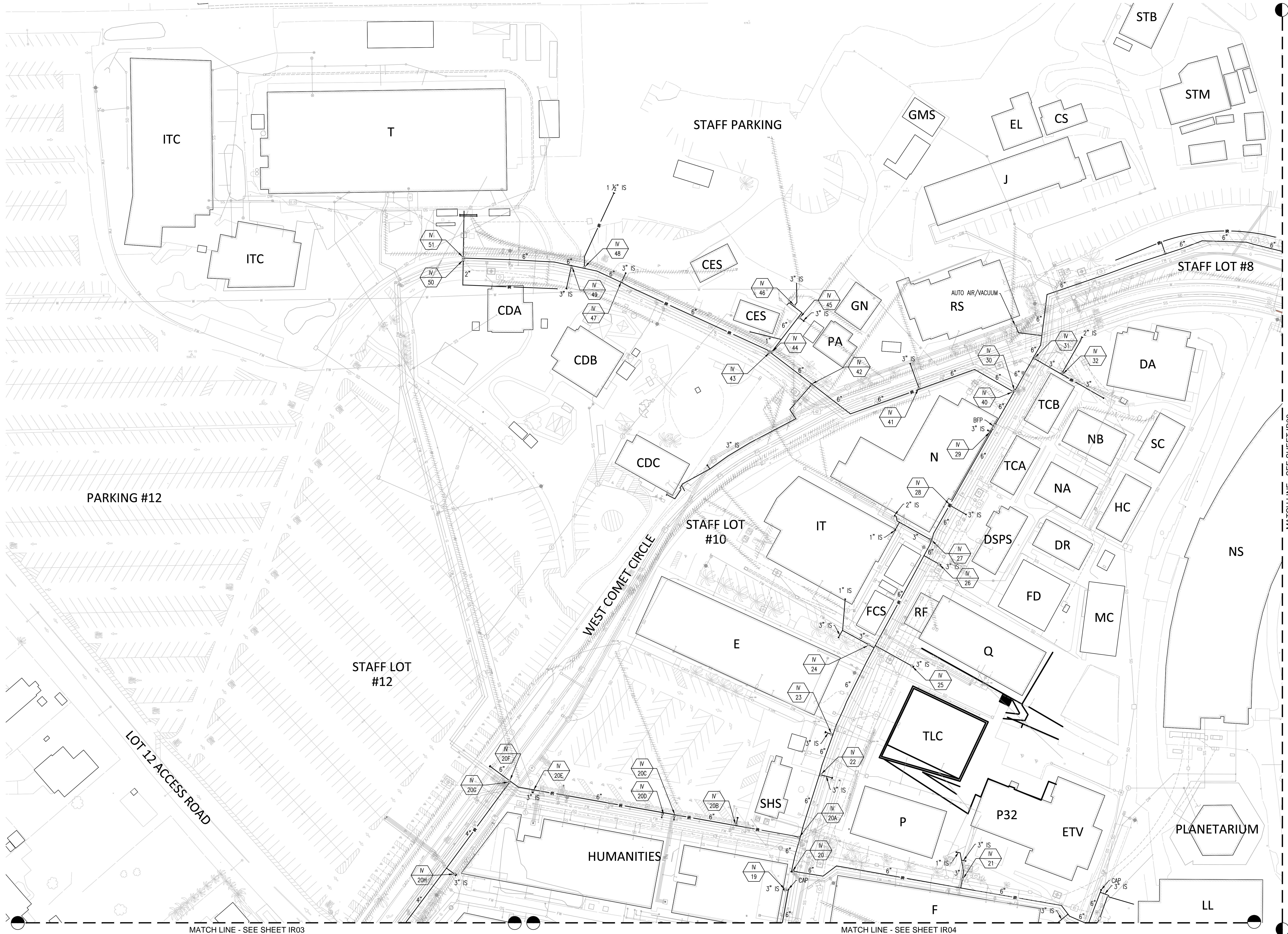
KEY MAP



Revision	Description	Date

Submission	Description	Date

Job No.	27027.20
Date	03-13-13
Drawn by	GB
Checked by	KS
Scale	1" = 40'



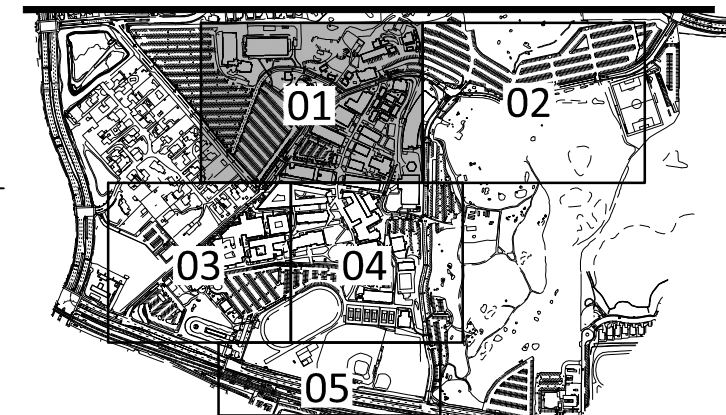
ABBREVIATIONS

UTILITY SCHEDULE CROSS REFERENCE	ARY AIR RELEASE VALVE	GS GAS SERVICE	SD STORM DRAIN
	BFP BACK FLOW PREVENTER	GV GAS VALVE	SMH SANITARY SEWER MANHOLE
	BO BLOW-OFF VALVE	HDPE HIGH DENSITY POLYETHYLENE	WS WATER SERVICE
	CB CATCH BASIN	HPG HIGH PRESSURE GAS	TPB TELEPHONE PULLBOX
	CI CURB INLET	IS IRRIGATION SERVICE	TC TOP OF CURB
	CMP CORRUGATED METAL PIPE	IV INVERT	TG TOP OF GRATE
	DV DOMESTIC VALVE	INV INVERT	
	E EXISTING	MAR MANUAL AIR RELEASE	
	FDC FIRE DEPARTMENT CONNECTION	FV POST INDICATOR VALVE	
	FH FIRE HYDRANT	PVC POLYVINYL CHLORIDE	
	FS FIRE SERVICE	RCP REINFORCED CONCRETE PIPE	
	FV FIRE VALVE	SDMH STORM DRAIN MANHOLE	

LEGEND

ABANDON UTILITY	STORM DRAIN	SD
CABLE TELEVISION	SANITARY SEWER	SS
DOMESTIC WATER	WATER (PUBLIC)	W
ELECTRICAL/COMMUNICATION		
GAS		
HIGH PRESSURE GAS		
IRRIGATION		

KEY MAP



This and all other project documents and all data, sections and designs incorporated herein are instruments of service. All project documents are the registered property of LPA, Inc. (LPA) and cannot be lawfully used in whole or in part for any project or purpose except as described in the contract or agreement between LPA and Client. LPA hereby gives formal notice that any such project document, use, reproduction or modification (includes) is not only unlawful but automatically voids all parties involved with respect to liability, warranty and interest of LPA and LPA disclaims to the maximum legal extent against all claims, demands, claims or liabilities arising directly or indirectly from project document misuse.

Project documents describe design intent of work and are not a representation of as-built or existing conditions. LPA and LPA's Consultants make no representation concerning the accuracy of documents and are not responsible for any discrepancies between project documents and the existing conditions.

© Copyright 2010

PALOMAR COMMUNITY COLLEGE
MASTER UTILITY EXHIBIT
1140 WEST MISSION ROAD
SAN MARCOS, CA 92069
Developed for
PALOMAR COMMUNITY COLLEGE DISTRICT

Revision	Description	Date

Submission	Description	Date

Job No.	27027.20
Date	03-13-13
Drawn by	GB
Checked by	KS
Scale	1" = 40'

MASTER UTILITY
EXHIBIT
IRRIGATION WATER

IR02



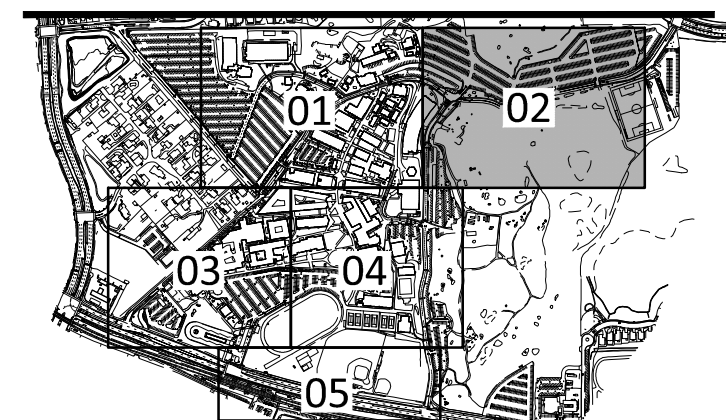
ABBREVIATIONS

UTILITY SCHEDULE CROSS REFERENCE	ARV AIR RELEASE VALVE	GS GAS SERVICE	SD STORM DRAIN
	BFP BACK FLOW PREVENTER	GV GAS VALVE	SSMH SANITARY SEWER MANHOLE
	BO BLOW-OFF VALVE	HDPE HIGH DENSITY POLYETHYLENE	WS WATER SERVICE
	CB CATCH BASIN	HPG HIGH PRESSURE GAS	TPB TELEPHONE PULLBOX
	CI CURB INLET	IS IRRIGATION SERVICE	TC TOP OF CURB
	CMP CORRUGATED METAL PIPE	IV INVERT	TG TOP OF GRATE
	DV DOMESTIC VALVE	MAR MANUAL AIR RELEASE	
	E EXISTING	FV FIRE DEPARTMENT CONNECTION	
	FDC FIRE DEPARTMENT CONNECTION	PVC POLYVINYL CHLORIDE	
	FH FIRE HYDRANT	RCP REINFORCED CONCRETE PIPE	
	FV FIRE VALVE	SDMH STORM DRAIN MANHOLE	

LEGEND

ABANDON UTILITY	STORM DRAIN	SD
CABLE TELEVISION	SANITARY SEWER	SS
DOMESTIC WATER	WATER (PUBLIC)	W
ELECTRICAL/COMMUNICATION		
GAS		G
HIGH PRESSURE GAS		HPG
IRRIGATION		IR

KEY MAP



© Copyright, 2010

[illegible]

**MASTER UTILITY
EXHIBIT
IRRIGATION WATER**

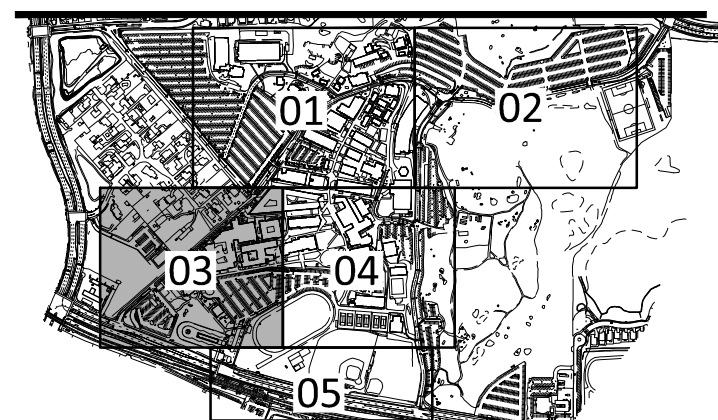


LEGEND

Diagram illustrating the relative positions of various channels:

- CATV
- DW
- G
- HPG
- IR**

SD	
SS	
W	

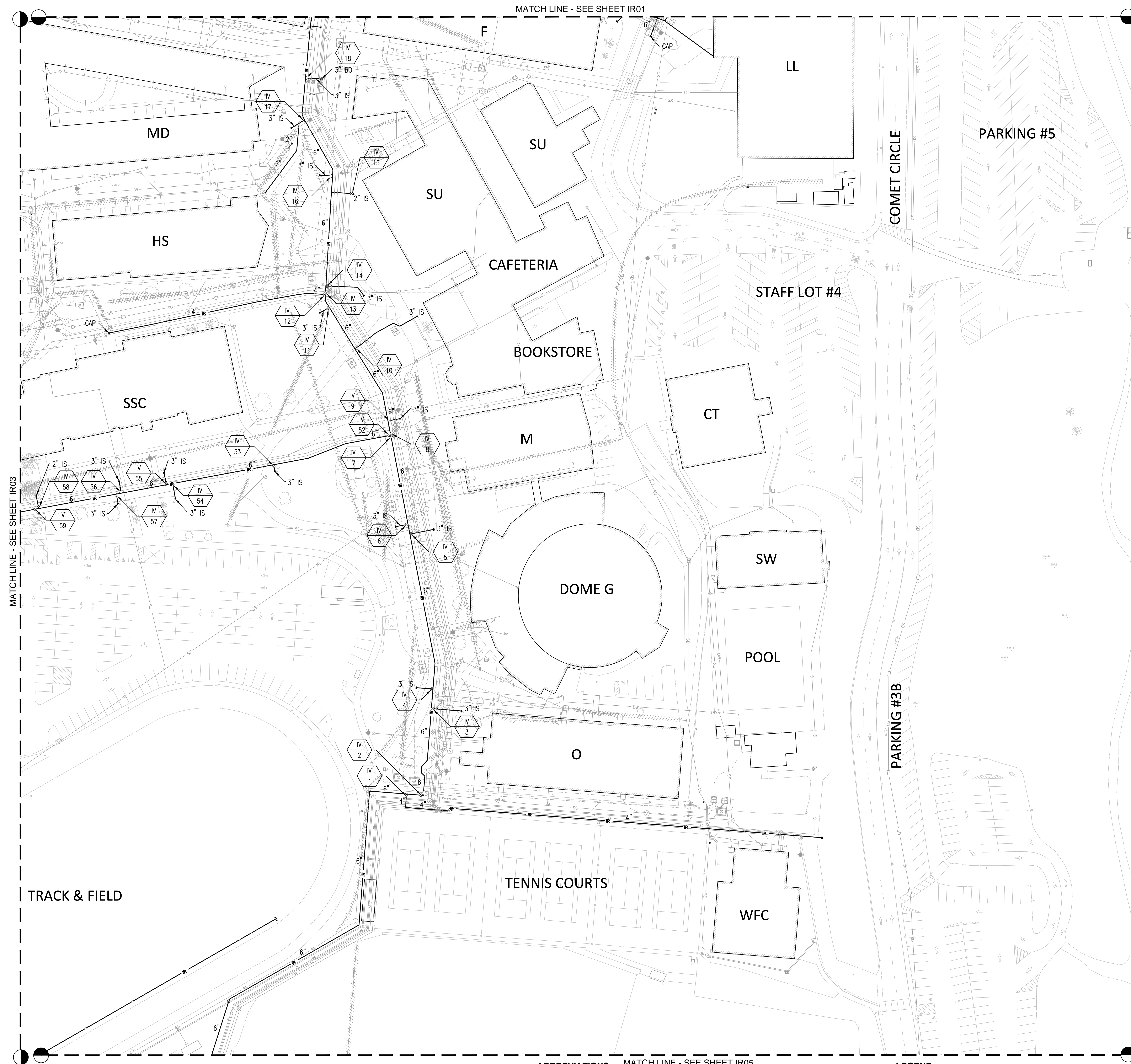


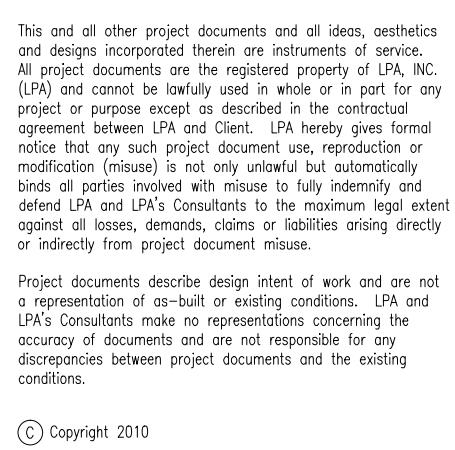
KEY MAP

Revision	Description	Date

Submission	Description	Date

Job No.	27027.20
Date	03-13-13
Drawn by	GB
Checked by	KS
Scale	1" = 40'





Developed for
PALOMAR COMMUNITY COLLEGE DISTRICT

[illegible]

**MASTER UTILITY
EXHIBIT
IRRIGATION WATER**

IR05

A key map of the study area, showing a topographic map with five numbered locations (01-05) marked. A north arrow is located in the upper left corner of the map.

Copyright 2010

PALOMAR COMMUNITY COLLEGE
MASTER UTILITY EXHIBIT
1140 WEST MISSION ROAD
SAN MARCOS, CA 92069

Developed for
PALOMAR COMMUNITY COLLEGE DISTRICT

[illegible][illegible]

Job. No.	27027.20
Date	03-13-13
Drawn by	GB
Checked by	KS
Scale	1" = 100'

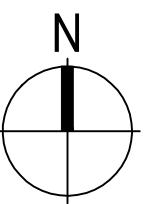
ASTER UTILITY EXHIBIT IRRIGATION

R00

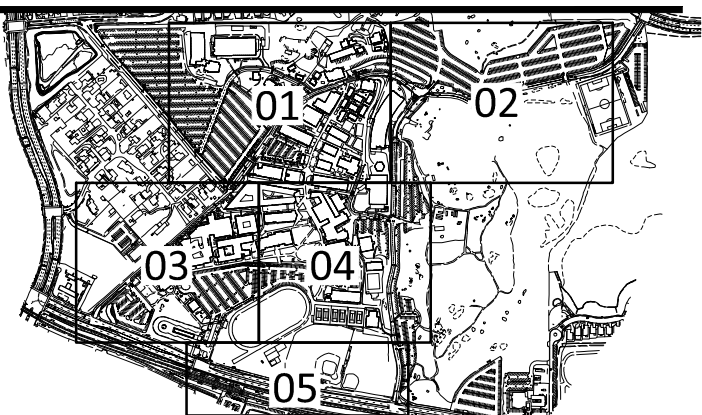


LEGEND

IRRIGATION



KEY MAP



Job. No.	27027.20
----------	----------

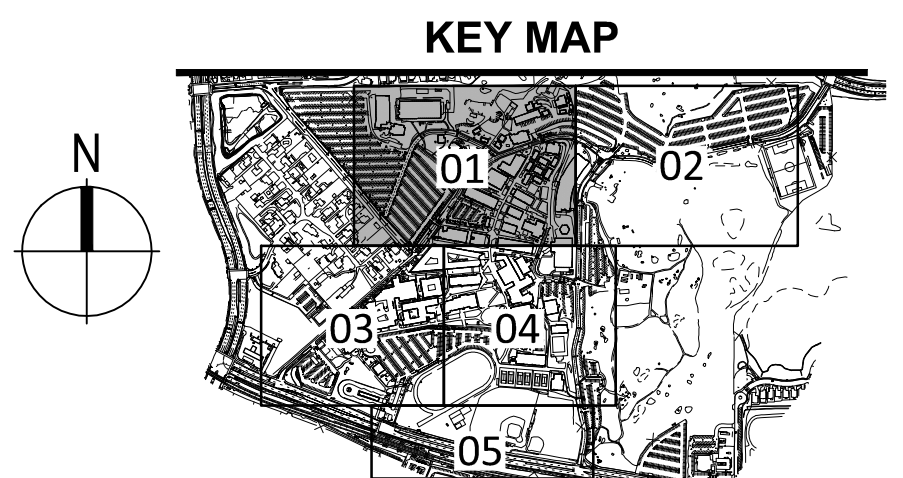
Date	03-13-13
------	----------

Drawn by	GB
Checked by	KC

Scale 1" = 100'

--	--

**MASTER UTILITY
EXHIBIT
IRRIGATION**

[illegible][illegible][illegible]

This and all other project documents and all data, methods and designs incorporated herein are instruments of service. All project documents are the registered property of LPA, Inc. (LPA) and cannot be lawfully used in whole or in part for any project or purpose except as described in the contractual agreement between LPA and Client. LPA hereby gives formal notice that any such project document use, reproduction or modification (includes) is not only unlawful but automatically voids all parties involved with respect to liability, warranty and limited LPA and LPA's consultants to the maximum legal extent against all claims, demands, claims or liabilities arising directly or indirectly from project document misuse.

Project documents describe design intent of work and are not a representation of as-built or existing conditions. LPA and LPA's consultants make no representation concerning the accuracy of documents and are not responsible for any discrepancies between project documents and the existing conditions.

© Copyright 2010

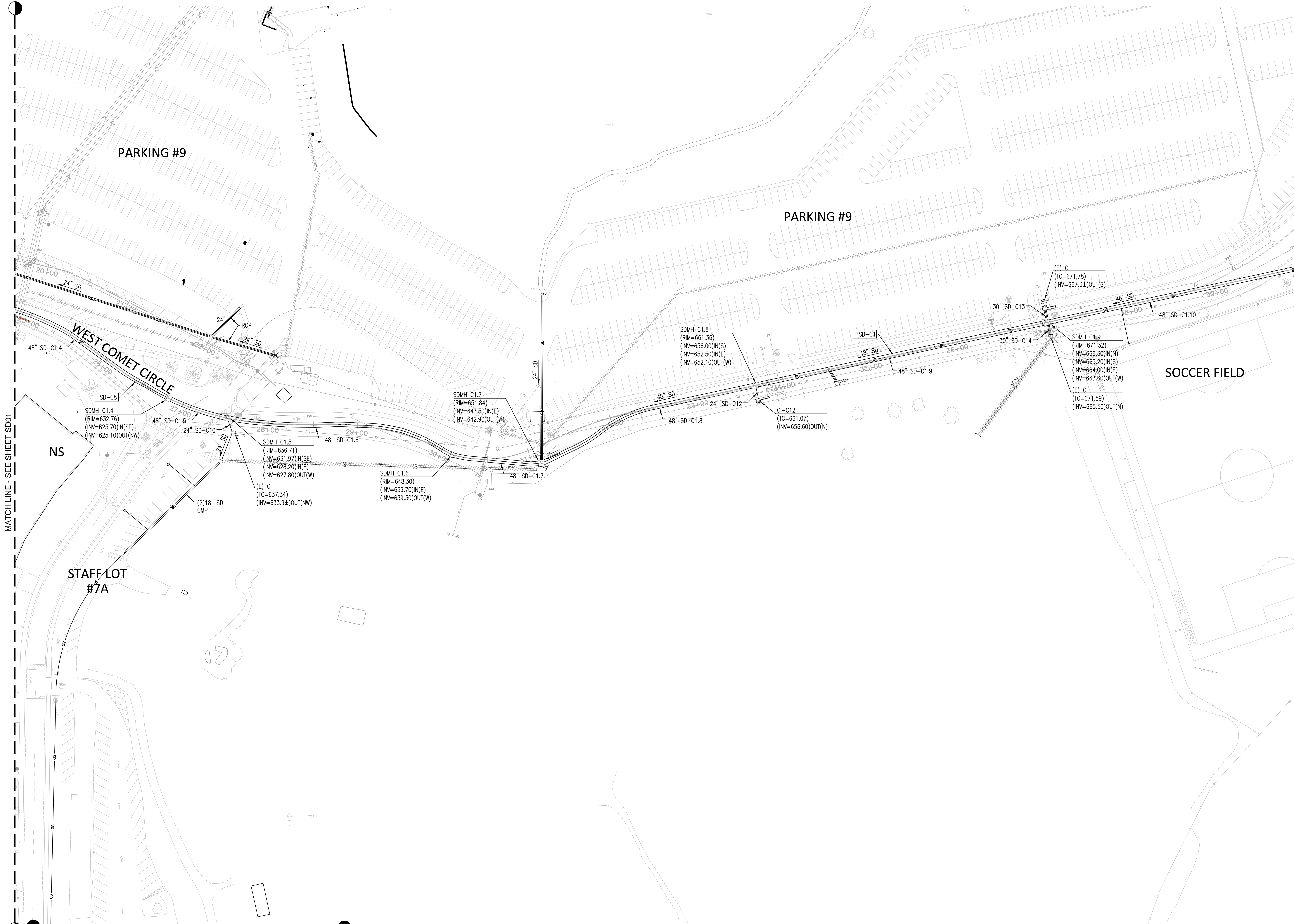
PALOMAR COMMUNITY COLLEGE
MASTER UTILITY EXHIBIT
1140 WEST MISSION ROAD
SAN MARCOS, CA 92069
Developed for
PALOMAR COMMUNITY COLLEGE DISTRICT

Revision	Description	Date

Submission	Description	Date

Job No.	27027.20
Date	03-13-13
Drawn by	GB
Checked by	KS
Scale	1" = 40'

MASTER UTILITY
EXHIBIT
STORM DRAIN
SD02



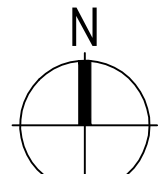
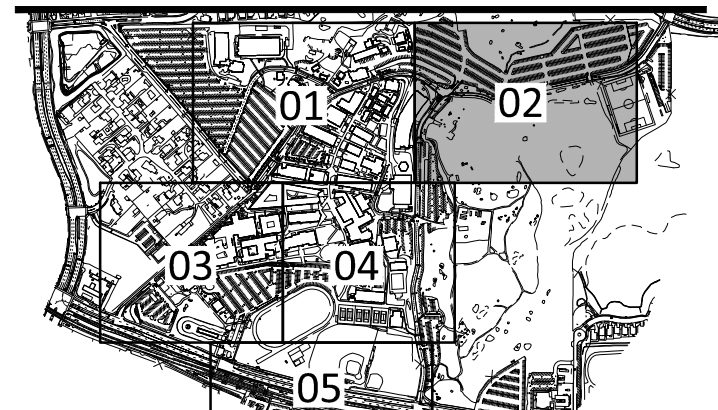
ABBREVIATIONS

UTILITY SCHEDULE CROSS REFERENCE	ARY AIR RELEASE VALVE BFP BACK FLOW PREVENTER CB CATCH BASIN CI CURB INLET CMP CORRUGATED METAL PIPE DV DOMESTIC VALVE E EXISTING FDC FIRE DEPARTMENT CONNECTION FH FIRE HYDRANT FS FIRE SERVICE FV FIRE VALVE	GS GAS SERVICE GV GAS VALVE HDPE HIGH DENSITY POLYETHYLENE HPG HIGH PRESSURE GAS IS IRRIGATION SERVICE IV INVERT MAR MANUAL AIR RELEASE PIV POST INDICATOR VALVE PVC POLYVINYL CHLORIDE RCP REINFORCED CONCRETE PIPE SDMH STORM DRAIN MANHOLE	SD STORM DRAIN SSMH SANITARY SEWER MANHOLE WS WATER SERVICE TPB TELEPHONE PULLBOX TC TOP OF CURB TG TOP OF GRATE
----------------------------------	--	---	---

LEGEND

ABANDON UTILITY	STORM DRAIN	SD
CABLE TELEVISION	SANITARY SEWER	SS
DOMESTIC WATER	WATER (PUBLIC)	W
ELECTRICAL/COMMUNICATION		
GAS		
HIGH PRESSURE GAS		
IRRIGATION		

KEY MAP



This and all other project documents are all ideas, aesthetics and designs incorporated therein are instruments of service. Project documents are the registered property of LPA, Inc. (LPA) and cannot be loaned, used in whole or in part for any project or purpose except as described in the contractual agreement between LPA and Client. LPA hereby gives formal notice that any such use without LPA's reproduction or modification permission is not only unlawful but automatically binds all parties involved with cause to fully indemnify and defend LPA and LPA's Consultants to the maximum legal extent against all losses, damages, claims or liabilities arising directly or indirectly from project documents.

Project documents describe design intent of work and are not a representation of as-built or existing conditions. LPA and LPA's Consultants make no representation concerning the accuracy of documents and are not responsible for any discrepancies between project documents and the existing conditions.

© Copyright, 2010

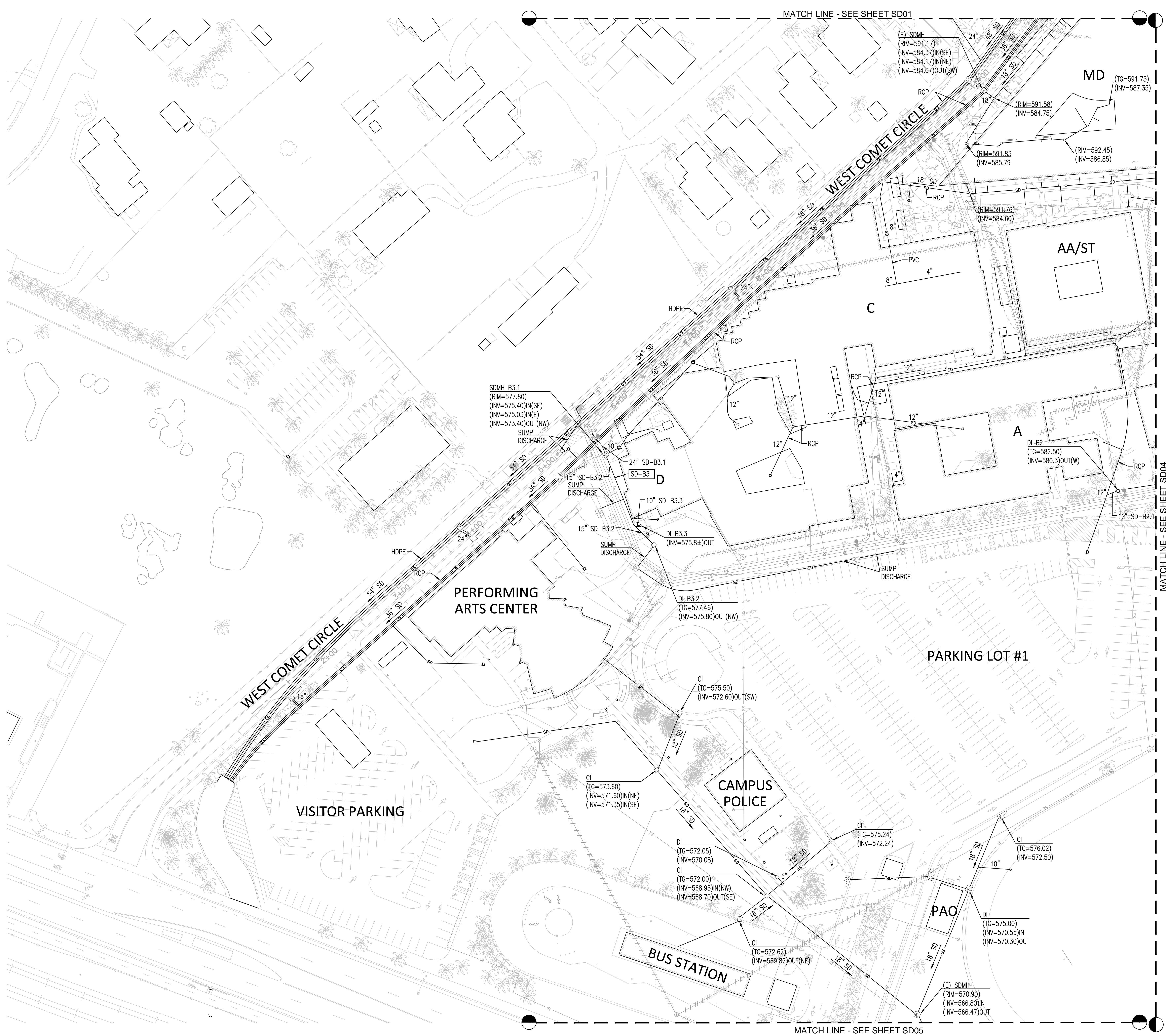
**PALOMAR COMMUNITY COLLEGE
MASTER UTILITY EXHIBIT**

1140 WEST MISSION ROAD
SAN MARCOS, CA 92069

Developed for
PALOMAR COMMUNITY COLLEGE DISTRICT

[illegible][illegible]

**MASTER UTILITY
EXHIBIT
STORM DRAIN**



LEGEND

UTILITY SCHEDULE CROSS REFERENCE

SD-F1

UTILITY CORRIDOR

10°SD-F1.5

UTILITY PIPE ID

ARV	AIR RELEASE VALVE
BFP	BACK FLOW PREVENTER
BO	BLOW-OFF VALVE
CB	CATCH BASIN
CI	CURB INLET
CMP	CORRUGATED METAL PIPE
DV	DOMESTIC VALVE
E	EXISTING
FDC	FIRE DEPARTMENT CONNECTION
FH	FIRE HYDRANT
FS	FIRE SERVICE
FV	FIRE VALVE

GS	GAS SERVICE
GV	GAS VALVE
HDPE	HIGH DENSITY POLYETHYLENE
HPG	HIGH PRESSURE GAS
IS	IRRIGATION SERVICE
IV	IRRIGATION VALVE
INV	INVERT
MAR	MANUAL AIR RELEASE
PIV	POST INDICATOR VALVE
PVC	POLYVINYL CHLORIDE
RCP	REINFORCED CONCRETE PIPE
SDMH	STORM DRAIN MANHOLE

SD	STORM DRAIN
SSMH	SANITARY SEWER MANHOLE
WS	WATER SERVICE
TPB	TELEPHONE PULLBOX
TC	TOP OF CURB
TG	TOP OF GRATE

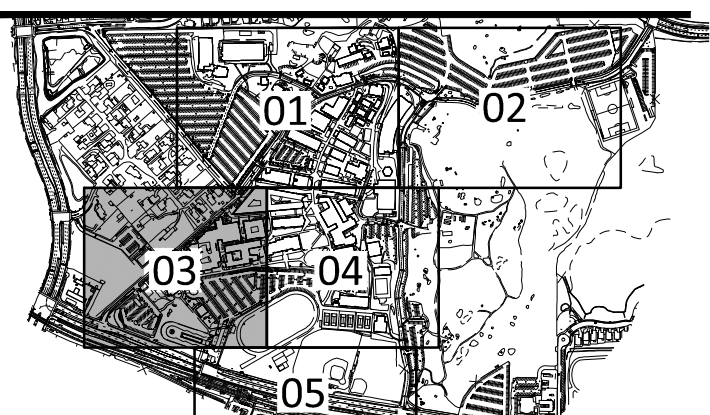
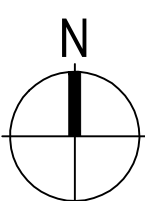
ABANDON UTILITY
CABLE TELEVISION
DOMESTIC WATER
ELECTRICAL/COMMUNICATION
GAS
HIGH PRESSURE GAS
IRRIGATION

STORM DRAIN
SANITARY SEWER
WATER (PUBLIC)

_____ SD _____

_____ SS _____

_____ W _____



These and all other project documents and all ideas, sketches and designs incorporated herein are the intellectual property of the Client and are to be used solely for the purposes intended by the Client and cannot be lawfully used in whole or in part for any project or purpose except as described in the contractual agreement between LPAI and Client. LPAI hereby gives formal notice that any such project document, use, reproduction or distribution in any form, in whole or in part, without the written consent of LPAI, may constitute a violation of applicable laws and all parties involved may be liable to fully indemnify and defend LPAI and LPAI's Consultants to the maximum legal extent against all losses, demands, claims or liabilities arising directly or indirectly from project document misuse and use.

Project documents describe design intent of work and are not representation of as-built or existing conditions. LPAI and P&S Consultants make no representations concerning the accuracy of documents and are not responsible for any discrepancies between project documents and the existing conditions.

© Copyright, 2010

Developed for
PALOMAR COMMUNITY COLLEGE DISTRICT

[illegible]

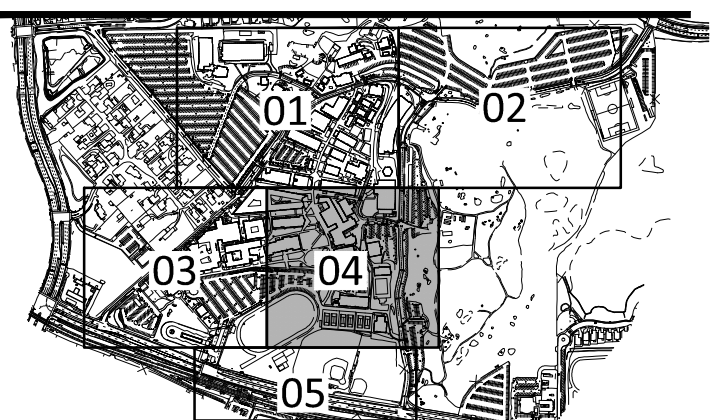
**MASTER UTILITY
EXHIBIT
STORM DRAIN**



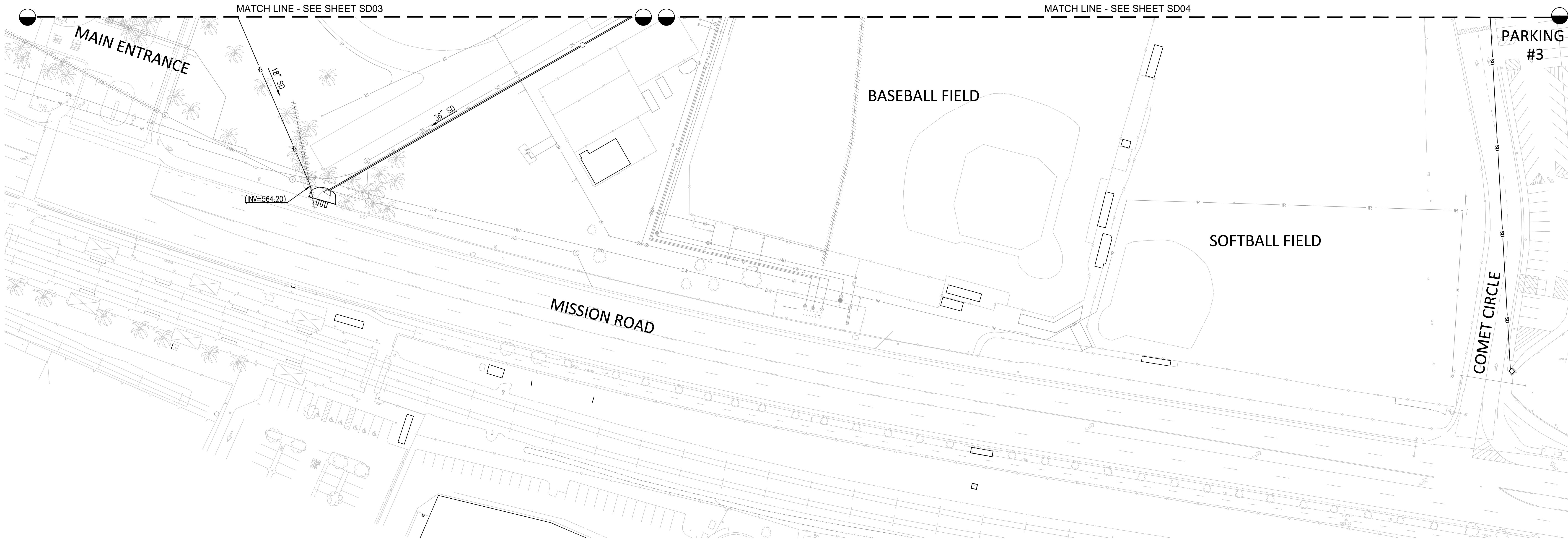
SD

SS

W



KEY MAP



This and all other project documents and all data, sections and designs incorporated herein are instruments of service. All project documents are the registered property of LPA, Inc. (LPA) and cannot be publicly used in whole or in part for any project or purpose except as described in the contractual agreement between LPA and Client. LPA hereby gives formal notice that any such project document, data, modification or modification (includes) is not only invalid but automatically voids all parties involved with respect to liability, warranty and interest of LPA and LPA's Consultants in the maximum legal extent of claims, demands, costs or liabilities arising directly or indirectly from project document misuse.

Project documents describe design intent of work and are not a representation of as-built or existing conditions. LPA and LPA's Consultants make no representation concerning the accuracy of documents and are not responsible for any discrepancies between project documents and the existing conditions.

© Copyright 2010

PALOMAR COMMUNITY COLLEGE
MASTER UTILITY EXHIBIT
1140 WEST MISSION ROAD
SAN MARCOS, CA 92069
Developed for
PALOMAR COMMUNITY COLLEGE DISTRICT

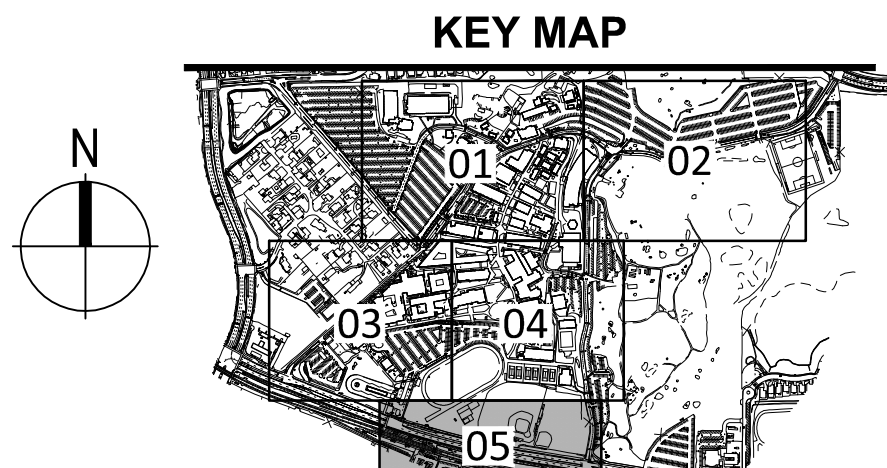
Revision	Description	Date

Submittal	Description	Date

Job No.	27027.20
Date	03-13-13
Drawn by	GB
Checked by	KS
Scale	1" = 40'

MASTER UTILITY
EXHIBIT
STORM DRAIN
SD05

ABBREVIATIONS				LEGEND			
UTILITY SCHEDULE CROSS REFERENCE	ARY	AIR RELEASE VALVE	GS	GAS SERVICE	SD	STORM DRAIN	SD
	BFP	BACK FLOW PREVENTER	GV	GAS VALVE	SSMH	SANITARY SEWER MANHOLE	SS
UTILITY CORRIDOR	BO	BLOW-OFF VALVE	HDPE	HIGH DENSITY POLYETHYLENE	WS	WATER SERVICE	W
	CB	CATCH BASIN	HPG	HIGH PRESSURE GAS	TPB	TELEPHONE PULLBOX	
UTILITY PIPE ID	CI	CURB INLET	IS	IRRIGATION SERVICE	TC	TOP OF CURB	
	CMP	CORROGATED METAL PIPE	IV	INVERT	TG	TOP OF GRATE	
UTILITY	DV	DOMESTIC VALVE	INV	INVERT			
	E	EXISTING	MAR	MANUAL AIR RELEASE			
UTILITY	FDC	FIRE DEPARTMENT CONNECTION	FV	POST INDICATOR VALVE			
	FH	FIRE HYDRANT	PVC	POLYVINYL CHLORIDE PIPE			
UTILITY	FS	FIRE SERVICE	RCP	REINFORCED CONCRETE PIPE			
	FV	FIRE VALVE	SDMH	STORM DRAIN MANHOLE			



This and all other project documents and all data, sections and designs incorporated herein are instruments of service, and project documents are the registered property of LPA, Inc. (LPA) and cannot be lawfully used in whole or in part for any project or purpose except as described in the contractual agreement between LPA and Client. LPA hereby gives formal notice that any such project document, data, modification or modification (includes) is not only unlawful but automatically voids all parties involved with respect to liability, warranty and service of LPA and LPA disclaims to the maximum legal extent all liability, demands, claims or liabilities arising directly or indirectly from project document misuse.

Project documents describe design intent of work and are not a representation of on-site or existing conditions. LPA and LPA's Consultants make no representation concerning the accuracy of documents and are not responsible for any discrepancies between project documents and the existing conditions.

Copyright 2010

PALOMAR COMMUNITY COLLEGE
MASTER UTILITY EXHIBIT
1140 WEST MISSION ROAD
SAN MARCOS, CA 92069
Developed for
PALOMAR COMMUNITY COLLEGE DISTRICT

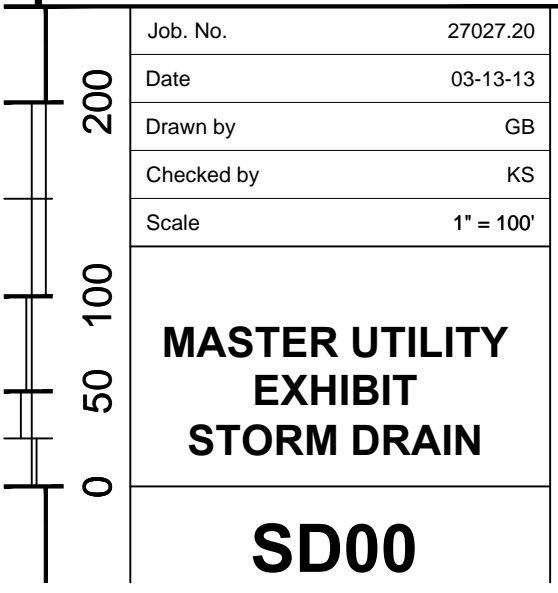
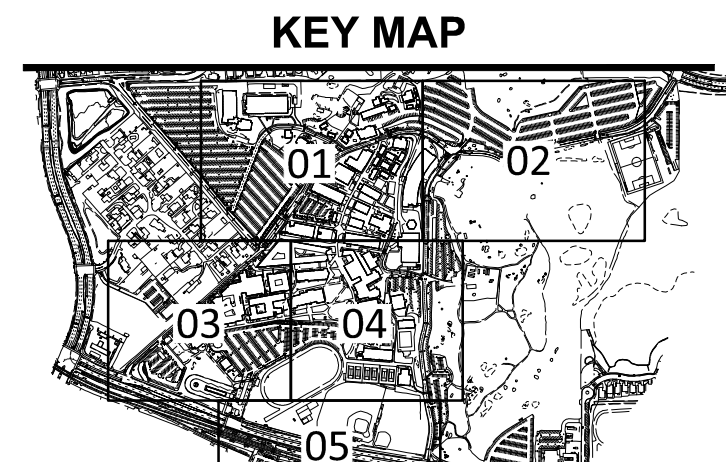
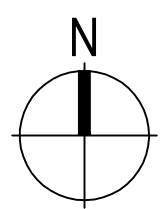
Revision	Description	Date

Submission	Description	Date

Job No.	27027.20
Date	03-13-13
Drawn by	GB
Checked by	KS
Scale	1" = 100'

MASTER UTILITY
EXHIBIT
STORM DRAIN

SD00



MANHOLE / INLET NO.	SIZE/DESCRIPTION
CORRIDOR A	
SDMH-A1.1	5" MANHOLE
SDMH-A1.2	5" MANHOLE
SDMH-A1.3	5" MANHOLE
SDMH-A1.4	5" MANHOLE W/ GRATE
SDMH-A1.5	5" MANHOLE
SDMH-A1.6	GRATE RING MAX HEIGHT=12"
SDMH-A1.7	5" MANHOLE
SDMH-A1.7A	TYPE AS SQ CLEANOUT
SDMH-A1.8	5" MANHOLE W/ GRATE
SDMH-A1.9	5" MANHOLE W/GRATE
SDMH-A1.10	TYPE AS SQ CLEANOUT
SDMH-A1.11	4" MANHOLE W/GRATE
SDMH-A1.12	4" MANHOLE
SDMH-A1.13	4" MANHOLE W/GRATE
SDMH-A1.14	4" MANHOLE
DI-A2.1	TYPE G CATCH BASIN SINGLE
CI-A2.3	TYPE A CURB INLET 1-2"
DI-A2.4	18" SQ PRECAST INLET BOTTOM OUTLET, D=1.5"
DI-A3.1	TYPE G CATCH BASIN DOUBLE
SDMH-A4.1	4" MANHOLE
DI-A5	24" SQ PRECAST CONC INLET
SDMH-A6.1	4" MANHOLE W/GRATE
DI-A6.2	TYPE G CATCH BASIN SINGLE
DI-A6.3	TYPE G CATCH BASIN SINGLE
DI-A6.4	36" SQ PRECAST CONC INLET
DI-A6.5	36" SQ PRECAST CONC INLET
DI-A6.6	36" SQ PRECAST CONC INLET
DI-A6.8	18" SQ PRECAST CONC INLET
DI-A6.10	24" SQ PRECAST CONC INLET
SDMH-A7.1	4" MANHOLE W/ GRATE
DI-A7.2	TYPE G CATCH BASIN SINGLE
DI-A7.7	24" SQ PRECAST CONC INLET
DI-A8.1	TYPE G CATCH BASIN SINGLE
DI-A8.4	TYPE G CATCH BASIN SINGLE
SDMH-A9.1	4" MANHOLE
DI-A12	24" SQ PRECAST CONC INLET BOTTOM OUTLET, D=2"
DI-A13	TYPE G CATCH BASIN SINGLE
DI-A15	24" SQ PRECAST CONC INLET BOTTOM OUTLET
DI-A16.1	TYPE G CATCH BASIN SINGLE
DI-A17	18" SQ PRECAST CONC INLET SOUL COVER
DI-A19.1	TYPE G CATCH BASIN SINGLE
SDMH-A26.1	4" MANHOLE
DI-A26.2	TYPE G CATCH BASIN SINGLE
DI-A28.3	TYPE G CATCH BASIN SINGLE
DI-A28.4	24" SQ PRECAST CONC INLET

[illegible]

LINE NO.	PIPE MATERIAL	HORIZONTAL LENGTH
48"SD-C1.6	RCP (1350-D)	251.8 LF
48"SD-C1.7	RCP (1350-D)	103.2 LF
48"SD-C1.8	RCP (1350-D)	248.0 LF
48"SD-C1.9	RCP (1350-D)	332.0 LF
48"SD-C1.10	RCP (1600-D)	425.0 LF
18"SD-C8	RCP (1350-D)	8 LF
24"SD-C10	RCP (1600-D)	13 LF
24"SD-C12	RCP (1600-D)	6 LF
30"SD-C13	RCP (1600-D)	13 LF
30"SD-C14	RCP (1600-D)	13 LF
CORRIDOR D		
18"SD-D1.1	RCP (1350-D)	25.5 LF
19"SD-D1.2	PVC	47 LF
19"SD-D1.3	PVC	139 LF
12"SD-D1.4	PVC	67 LF
CORRIDOR F		
18"SD-F1.1	RCP (1350-D)	45 LF
18"SD-F1.2	PVC	250 LF
10"SD-F1.3	PVC	90 LF
6"SD-F1.4	PVC (SLOTTED)	85 LF
6"SD-F1.5	PVC (SLOTTED)	82 LF
10"SD-F1.6	PVC PVC (SLOTTED)	17.5 LF 65.0 LF
6"SD-F1.7	PVC (SLOTTED)	104 LF
CORRIDOR J		
18"SD-J1.1	RCP (1350-D)	64 LF
18"SD-J1.2	RCP	68 LF
18"SD-J1.3	RCP	48 LF
18"SD-J2.1	PVC	140 LF
CORRIDOR K		
18"SD-K1.1	RCP (1350-D)	118 LF
18"SD-K1.2	RCP (1350-D)	111 LF
18"SD-K1.3	RCP (1350-D)	31 LF
18"SD-K1.4	RCP (1350-D)	48 LF
12"SD-K2.1	PVC	91.5 LF
12"SD-K2.2	PVC	110.5 LF
12"SD-K2.3	PVC	56 LF
18"SD-K3.1	PVC	21 LF
18"SD-K3.2	PVC	49.5 LF
18"SD-K3.3	PVC	77.5 LF
18"SD-K3.4	PVC	20 LF
18"SD-K3.5	PVC	70 LF

SD06

Copyright 2010

Developed for
PALOMAR COMMUNITY COLLEGE DISTRICT

[illegible]

**MASTER UTILITY
EXHIBIT
SANITARY SEWER**

80	
----	--



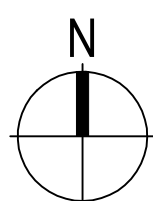
MATCH LINE - SEE SHEET SS04

LEGEND

ARV	AIR RELEASE VALVE
BFP	BACK FLOW PREVENTER
BO	BLOW-OFF VALVE
CB	CATCH BASIN
CI	CURB INLET
CMP	CORRUGATED METAL PIPE
DV	DOMESTIC VALVE
E	EXISTING
FDC	FIRE DEPARTMENT CONNECTION
FH	FIRE HYDRANT
FS	FIRE SERVICE
FV	FIRE VALVE

ABANDON UTILITY
CABLE TELEVISION
DOMESTIC WATER
ELECTRICAL/COMMUNICATION
GAS
HIGH PRESSURE GAS
IRRIGATION

Figure 1 is a schematic diagram of the experimental setup. It shows a subject (represented by a stick figure) sitting at a desk and interacting with a computer monitor. The monitor displays a grid of lines representing different stimuli: CATV, DW, G, HPG, and IR. The subject is positioned to the left of the monitor, and the monitor is connected to a computer system.



Revision	Description	Date

Submission	Description	Date

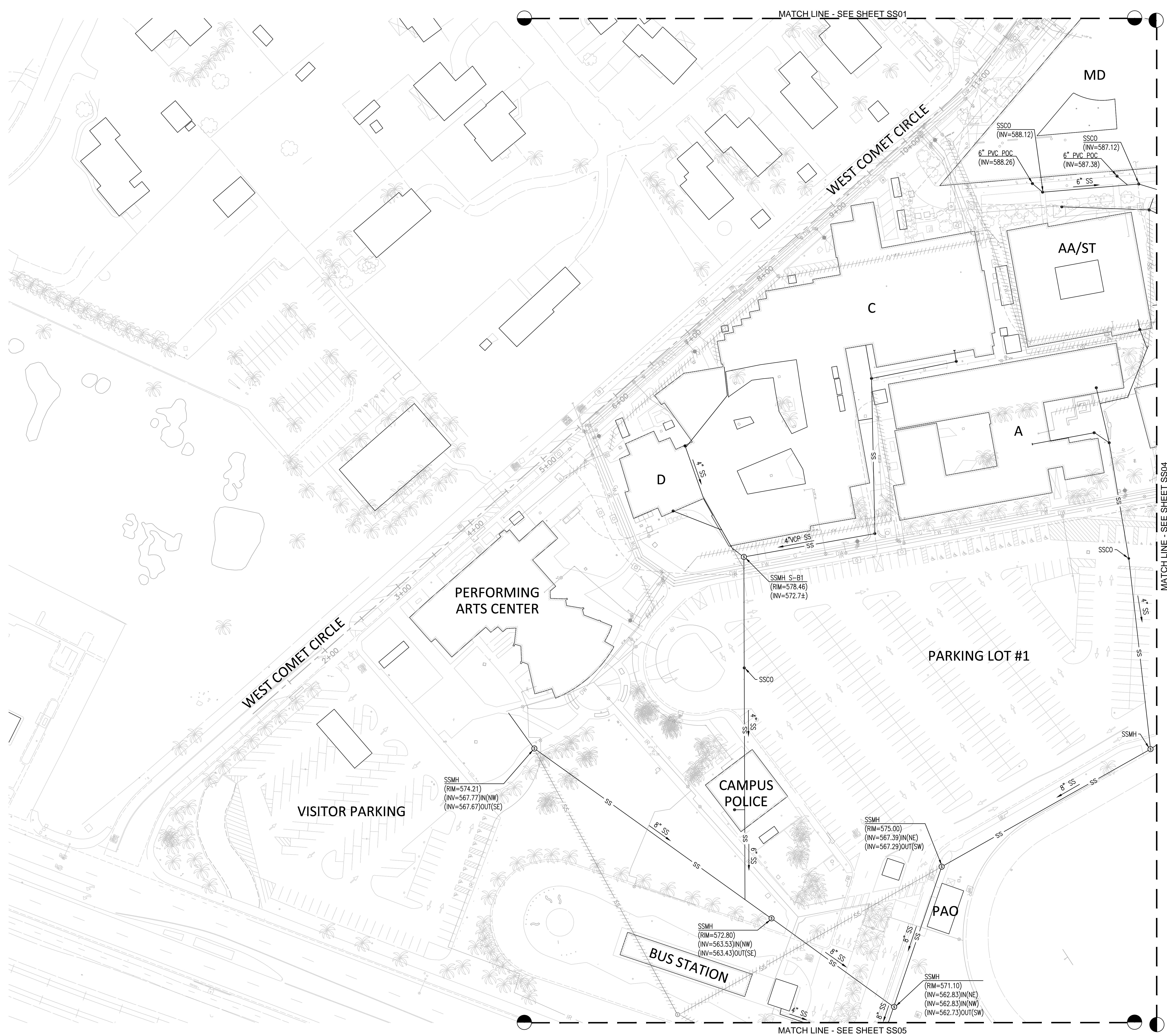
Job No.	27027.20
Date	03-13-13
Drawn by	GB
Checked by	KS
Scale	1" = 40'



Revision	Description	Date

Submission	Description	Date

Job No.	27027.20
Date	03-13-13
Drawn by	GB
Checked by	KS
Scale	1" = 40'



ABBREVIATIONS

UTILITY	SCHEDULE CROSS REFERENCE
SD	F1
UTILITY	10" SD-F1.5
UTILITY	PIPE ID

ARV	AIR RELEASE VALVE
BFP	BACK FLOW PREVENTER
BO	BLOW-OFF VALVE
CB	CATCH BASIN
CI	CURB INLET
CMP	CORRUGATED METAL PIPE
DV	DOMESTIC VALVE
E	EXISTING
FDC	FIRE DEPARTMENT CONNECTION
FH	FIRE HYDRANT
FS	FIRE SERVICE
FV	FIRE VALVE

GS	GAS SERVICE
GV	GAS VALVE
HDPE	HIGH DENSITY POLYETHYLENE
HPG	HIGH PRESSURE GAS
IS	IRRIGATION SERVICE
IS	IRRIGATION VALVE
IV	INVERT
MAR	MANUAL AIR RELEASE
PV	POST INDICATOR VALVE
PVC	POLYVINYL CHLORIDE
RCP	REINFORCED CONCRETE PIPE
SDMH	STORM DRAIN MANHOLE

SD	STORM DRAIN
SSMH	SANITARY SEWER MANHOLE
WS	WATER SERVICE
TPB	TELEPHONE PULLBOX
TC	TOP OF CURB
TG	TOP OF GRATE

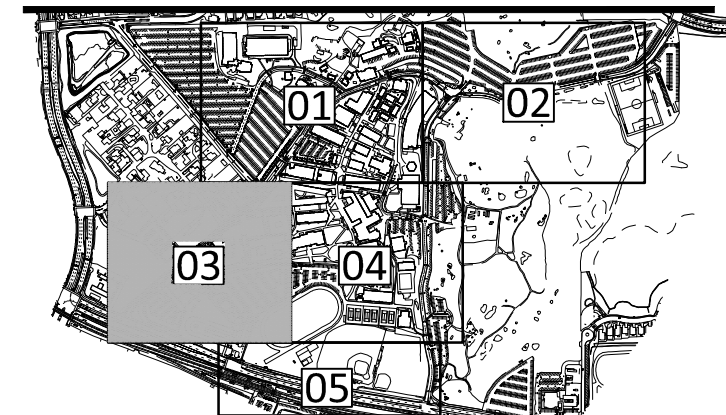
ABANDON UTILITY	
CABLE TELEVISION	
DOMESTIC WATER	
ELECTRICAL/COMMUNICATION	
GAS	
HIGH PRESSURE GAS	
IRRIGATION	

CATV	
DW	
G	
HPG	
IR	

LEGEND

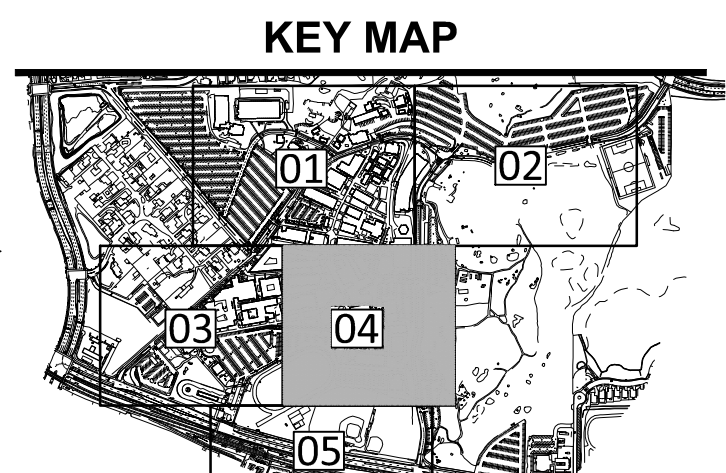
STORM DRAIN	SD
SANITARY SEWER	SS
WATER (PUBLIC)	W


KEY MAP



© Copyright, 2010

**PALOMAR COMMUNITY COLLEGE
MASTER UTILITY EXHIBIT**
1140 WEST MISSION ROAD
SAN MARCOS, CA 92069
Developed for
PALOMAR COMMUNITY COLLEGE DISTRICT

[illegible]SS04



PALOMAR COMMUNITY COLLEGE
MASTER UTILITY EXHIBIT
1140 WEST MISSION ROAD
SAN MARCOS, CA 92069

Developed for
PALOMAR COMMUNITY COLLEGE DISTRICT

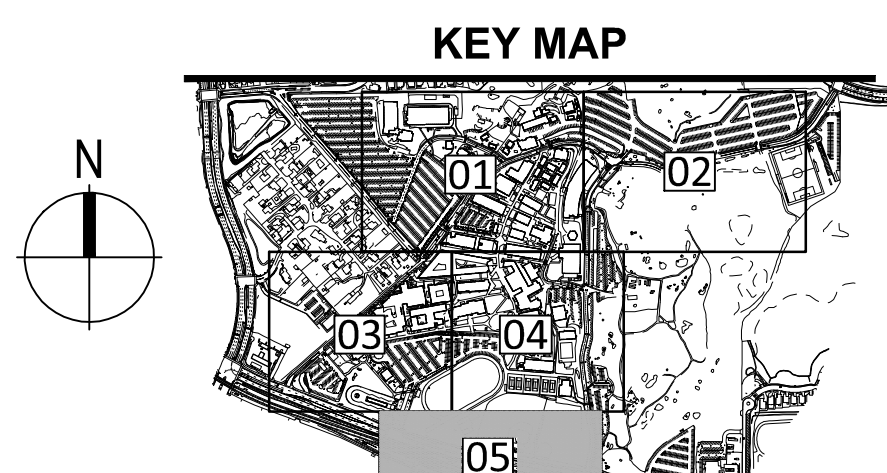
[illegible][illegible]

Job. No.	27027.20
Date	03-13-13
Drawn by	GB
Checked by	KS
Scale	1" = 40'

**MASTER UTILITY
EXHIBIT
SANITARY SEWER**

SS05

ABBREVIATIONS					LEGEND				
UTILITY SCHEDULE CROSS REFERENCE		ARV BFP BO CB Q CMP DV E FDC FH FS FV	AIR RELEASE VALVE BACK FLOW PREVENTER BLOW-OFF VALVE CATCH BASIN CURB INLET CORRUGATED METAL PIPE DOMESTIC VALVE EXISTING FIRE DEPARTMENT CONNECTION FIRE HYDRANT FIRE SERVICE FIRE VALVE	GS GV HDPE HPG IS IV INV MAR PIV PVC RCP SDMH	GAS SERVICE GAS VALVE HIGH DENSITY POLYETHYLENE HIGH PRESSURE GAS IRRIGATION SERVICE IRRIGATION VALVE INVERT MANUAL AIR RELEASE POST INDICATOR VALVE POLYVINYL CHLORIDE REINFORCED CONCRETE PIPE STORM DRAIN MANHOLE	SD SSMH WS TPB TC TC INV TC G HPG IR	STORM DRAIN SANITARY SEWER WATER SERVICE TELEPHONE PULLBOX TOP OF CURB TOP OF GRATE INVERT TOP OF GRATE GAS HIGH PRESSURE GAS IRRIGATION	SD SS W	
UTILITY		<div><div>SD-F1</div><div>CORRIDOR</div><div>10"SD-F1.5</div><div>PIPE ID</div></div>				<div><div>//////////</div><div>CATV</div><div>DW</div><div>TC</div><div>-----</div><div>G</div><div>HPG</div><div>-----</div><div>IR</div></div>	STORM DRAIN SANITARY SEWER WATER (PUBLIC) ELECTRICAL COMMUNICATION ELECTRICAL COMMUNICATION GAS HIGH PRESSURE GAS IRRIGATION		



This and all other project documents and all data, sections and designs incorporated herein are instruments of service. All project documents are the registered property of LPA, Inc. (LPA) and cannot be publicly used or shown or in part for any project or purpose except as described in the contractual agreement between LPA and Client. LPA hereby gives formal notice that any such project document use, modification or reproduction (in whole or in part) without LPA's written consent is prohibited. LPA shall not be held responsible for any errors or omissions in this document. LPA shall not be held responsible for any damages, claims or liabilities arising directly or indirectly from project document misuse.

Project documents describe design intent of work and are not a representation of on-site or existing conditions. LPA and LPA's Consultants make no representation concerning the accuracy of documents and are not responsible for any discrepancies between project documents and the existing conditions.

Copyright 2010

PALOMAR COMMUNITY COLLEGE
MASTER UTILITY EXHIBIT
1140 WEST MISSION ROAD
SAN MARCOS, CA 92069
Developed for
PALOMAR COMMUNITY COLLEGE DISTRICT

Revision	Description	Date

Submittal	Description	Date

Job No.	27027.20
Date	03-13-13
Drawn by	GB
Checked by	KS
Scale	1" = 100'

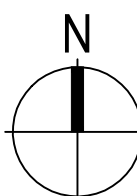
MASTER UTILITY
EXHIBIT
SANITARY SEWER

SS00

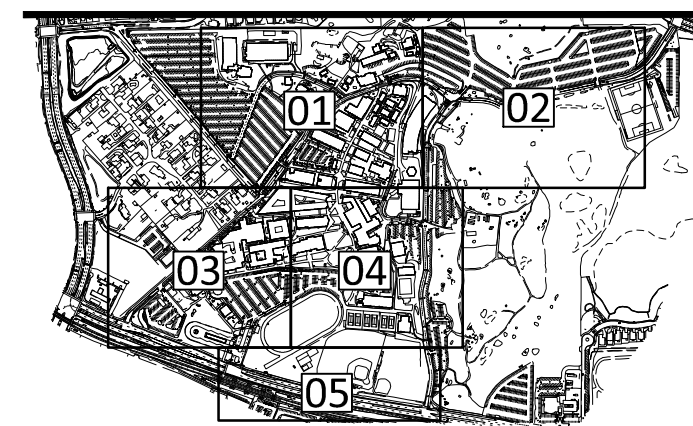


LEGEND

SANITARY SEWER



KEY MAP



[illegible][illegible]

Job. No.	27027.20
Date	03-13-13
Drawn by	GB
Checked by	KS
Scale	AS NOTED

1. ALL SANITARY SEWER LINES ARE SDR 35 PVC UNLESS OTHERWISE INDICATED ON PLAN
VIEW OR STATED BELOW:
4"S-B2, PVC (SDR 26)
8"S-H1.2, PVC (SDR 26)

LINE NO.	HORIZONTAL LENGTH	SLOPE
CORRIDOR A		
12"S-A1.1	17.5 LF(±)	2.28%(±)
12"S-A1.2	26.60 LF	3.01%
12"S-A1.3	81.88 LF	1.61%
12"S-A1.4	155.89 LF	1.01%
12"S-A1.5	117.29 LF	2.18%
12"S-A1.6	107.44 LF	1.51%
12"S-A1.7	127.72 LF	1.41%
10"S-A1.8	59.05 LF	2.97%
10"S-A1.9	68.87 LF	2.76%
10"S-A1.10	86.64 LF	2.54%
8"S-A1.11	110.50 LF	3.98%
8"S-A1.12	125.42 LF	2.63%
8"S-A1.13	173.03 LF	2.54%
8"S-A1.14	189.32 LF	3.01%
8"S-A1.15	45.32 LF	4.85%
8"S-A1.16	24.19 LF	10.34%
8"S-A1.17	88.02 LF	9.66%
8"S-A2	62.5 LF	VARIES
8"S-A3	17 LF	7.65%
8"S-A5	40.85 LF	9.8%
CORRIDOR C		
8"S-C1.1	242.92 LF	1.28%
8"S-C1.2	26 LF	1.54%
CORRIDOR D		
8"S-D1.1	38 LF	0.48%
8"S-D1.2	238.41 LF	0.48%
8"S-D1.3	105.51 LF	0.60%
CORRIDOR F		
10"S-F1.1	108.0 LF	0.51%
8"S-F1.2	121.0 LF	2.40%
8"S-F1.3	84.51 LF	9.23%
6"S-F1.4	83.20 LF	4.0%(±)
CORRIDOR H		
8"S-H1.1	48.30 LF	VARIES
8"S-H1.2	27.25 LF	7.0%
8"S-H1.3	23.78 LF	37%
CORRIDOR J		
6"SS-J1.1	117.5 LF(±)	1.0%
8"SS-J1.2	51.5 LF	2.7%
CORRIDOR K		
10"S-K1.1	57.14 LF	0.525%
10"S-K1.2	30.00 LF	0.50%
10"S-K1.3	325.36 LF	0.50%

LINE NO.	BUILDING SERVICED
CORRIDOR A	
6" SS-A1.1	G
6" SS-A1.2	FUTURE
6" SS-A1.3	M
6" SS-A1.4(a&b)	SU (GREASE INTERCEPTION LINE)
6" SS-A1.6	SHS
6" SS-A1.7	FUTURE
6" SS-A1.8	E
6" SS-A1.9	Q
6" SS-A1.10	RF
6" SS-A1.11	NA, HC, BE
6" SS-A1.13	J
6" SS-A1.14	MAINTENANCE BLDGS
6" SS-A3.1	SU
6" SS-A3.2	SU
6" SS-A4.1	F
6" SS-A4.3	FUTURE
4" SS-A4.2	F
4" SS-A4.3	LL
CORRIDOR D	
4" SS-D1.1(a&b)	HS (ACID PIT)
6" SS-D1.2	HS
CORRIDOR F	
4" SS-F1.1	T & CDA
6" SS-F1.2	CDC
4" SS-F1.3	CES
6" SS-F1.4	CDB
CORRIDOR J	
6" SS-J1.1	IT
6" SS-J1.2	IT
6" SS-J1.3	N
6" SS-J1.4	N
4" SS-J1.1	IT
CORRIDOR K	
6" S-K2	P, P32, ETV

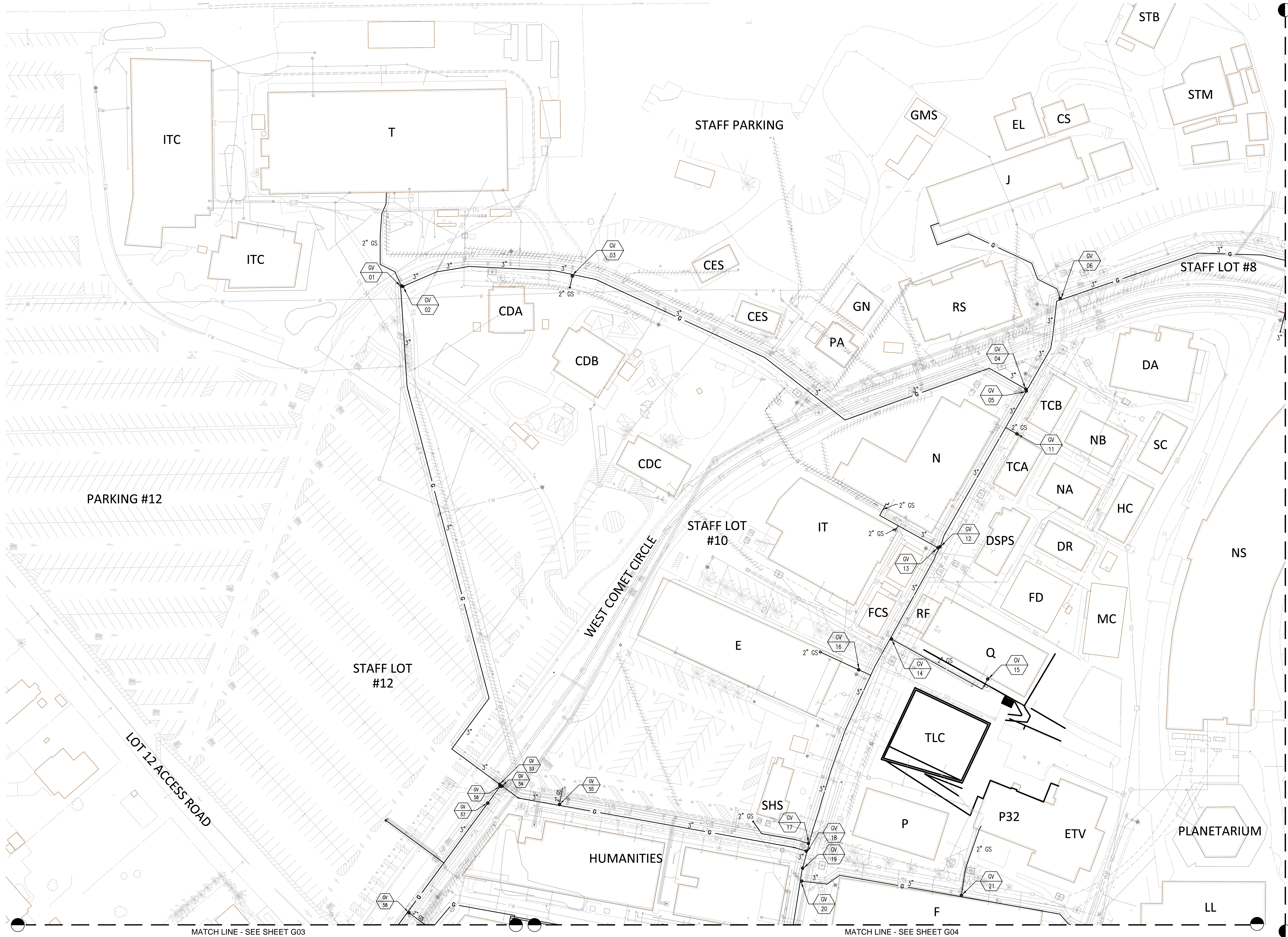
Revision	Description	Date

Submission	Description	Date

Job No.	27027.20
Date	03-13-13
Drawn by	GB
Checked by	KS
Scale	1" = 40'

MASTER UTILITY
EXHIBIT
NATURAL GAS

G01



MATCH LINE - SEE SHEET G03

MATCH LINE - SEE SHEET G04

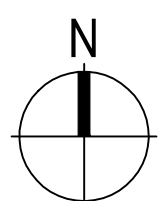
ABBREVIATIONS

UTILITY SCHEDULE CROSS REFERENCE	UTILITY	PIPE ID
SD-F1	CORRIDOR	10"SD-F1.5

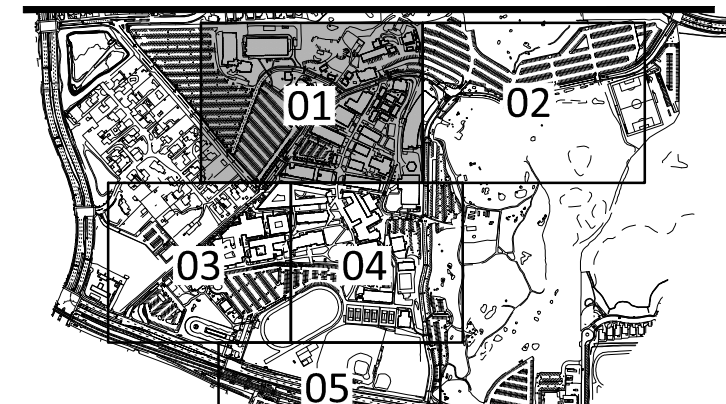
ARV	AIR RELEASE VALVE	GS	GAS SERVICE	SD	STORM DRAIN
BFP	BACK FLOW PREVENTER	GV	GAS VALVE	SSMH	SANITARY SEWER MANHOLE
BO	BLOW-OFF VALVE	HDPE	HIGH DENSITY POLYETHYLENE	WS	WATER SERVICE
CB	CATCH BASIN	HPG	HIGH PRESSURE GAS	TPB	TELEPHONE PULLBOX
CI	CURB INLET	IS	IRRIGATION SERVICE	TC	TOP OF CURB
CMP	CORRODATED METAL PIPE	IV	INVERT	TG	TOP OF GRATE
DV	DOMESTIC VALVE	INV	INVERT		
E	EXISTING	MAR	MANUAL AIR RELEASE		
FDC	FIRE DEPARTMENT CONNECTION	FV	POST INDICATOR VALVE		
FH	FIRE HYDRANT	PVC	POLYVINYL CHLORIDE		
FS	FIRE SERVICE	RCP	REINFORCED CONCRETE PIPE		
FV	FIRE VALVE	SOMH	STORM DRAIN MANHOLE		

LEGEND

ABANDON UTILITY	SD	STORM DRAIN
CABLE TELEVISION	SS	SANITARY SEWER
DOMESTIC WATER	W	WATER (PUBLIC)
ELECTRICAL/COMMUNICATION		
GAS		
HIGH PRESSURE GAS		
IRRIGATION		



KEY MAP



Revision	Description	Date

Submission	Description	Date

Job No.	27027.20
Date	03-13-13
Drawn by	GB
Checked by	KS
Scale	1" = 40'

MASTER UTILITY
EXHIBIT
NATURAL GAS



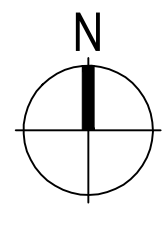
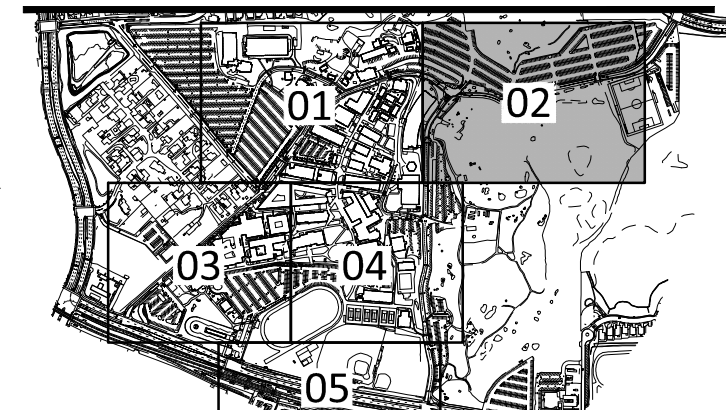
ABBREVIATIONS

UTILITY SCHEDULE CROSS REFERENCE	UTILITY CORRIDOR	UTILITY PIPE ID
SD-F1	10"SD-F1.5	
RV	AIR RELEASE VALVE	
BFP	BACK FLOW PREVENTER	
BO	BLOW-OFF VALVE	
CB	CATCH BASIN	
CI	CURB INLET	
CMP	CORROGATED METAL PIPE	
DV	DOMESTIC VALVE	
E	EXISTING	
FDC	FIRE DEPARTMENT CONNECTION	
FH	FIRE HYDRANT	
FS	FIRE SERVICE	
FV	FIRE VALVE	
GS	GAS SERVICE	
GV	GAS VALVE	
HDPE	HIGH DENSITY POLYETHYLENE	
HPG	HIGH PRESSURE GAS	
IS	IRRIGATION SERVICE	
IV	INVERT	
MAR	MANUAL AIR RELEASE	
FV	POST INDICATOR VALVE	
PVC	POLYVINYL CHLORIDE	
RCP	REINFORCED CONCRETE PIPE	
SDMH	STORM DRAIN MANHOLE	
SD	STORM DRAIN	
SSMH	SANITARY SEWER MANHOLE	
WS	WATER SERVICE	
TPB	TELEPHONE PULLBOX	
TC	TOP OF CURB	
TG	TOP OF GRATE	

LEGEND

ABANDON UTILITY	STORM DRAIN	SD
CABLE TELEVISION	SANITARY SEWER	SS
DOMESTIC WATER	WATER (PUBLIC)	W
ELECTRICAL/COMMUNICATION		
GAS		
HIGH PRESSURE GAS		
IRRIGATION		

KEY MAP



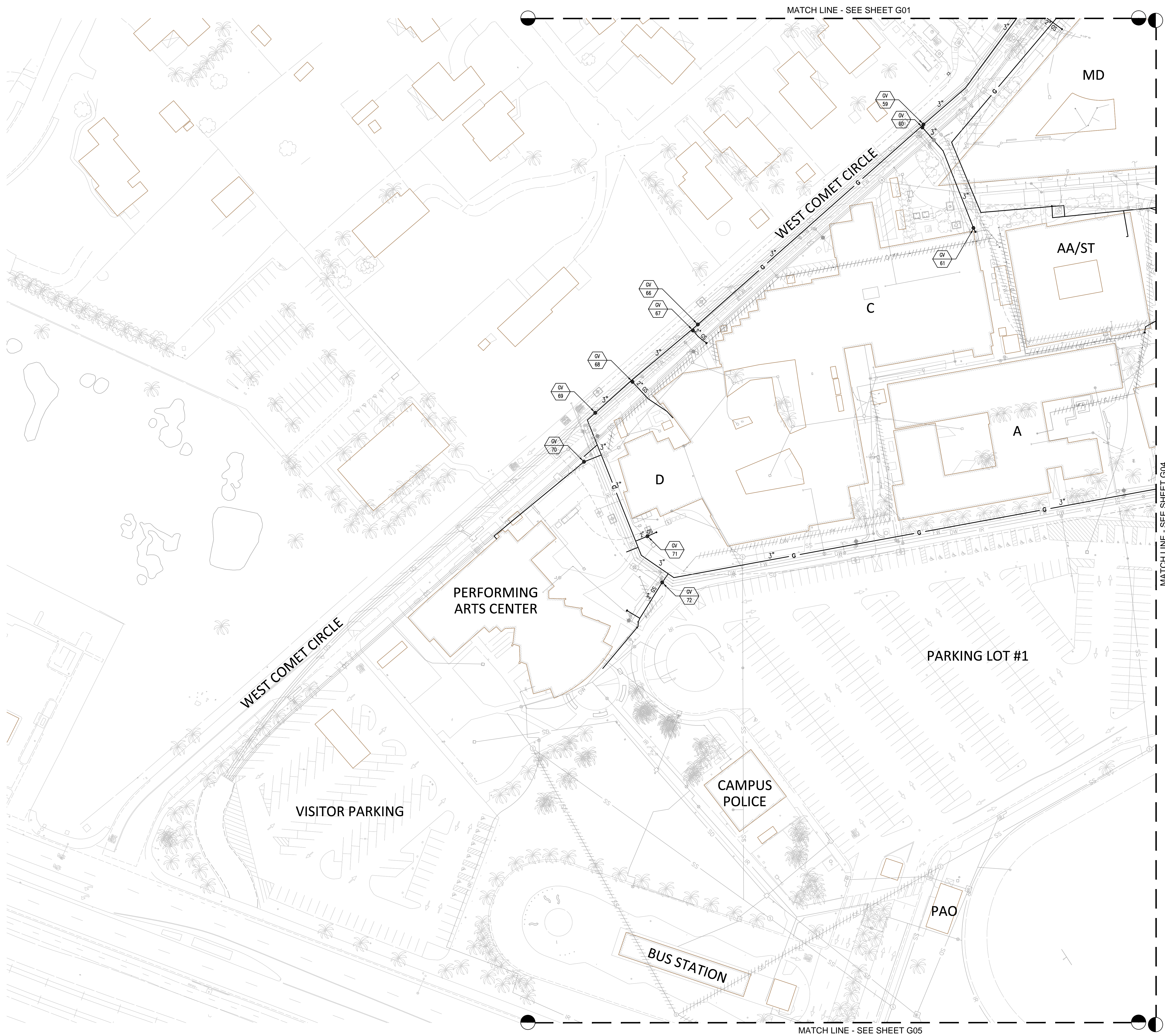
Revision	Description	Date

Submission	Description	Date

Job No.	27027.20
Date	03-13-13
Drawn by	GB
Checked by	KS
Scale	1" = 40'

MASTER UTILITY
EXHIBIT
NATURAL GAS

G03



ABBREVIATIONS

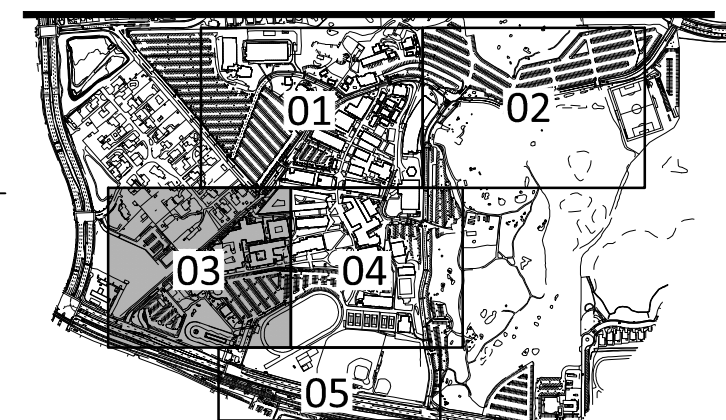
UTILITY SCHEDULE CROSS REFERENCE	
SD-F1	CORRIDOR
10" SD-F1.5	PIPE ID
UTILITY	PIPE ID
UTILITY	PIPE ID

ARV	AIR RELEASE VALVE	GS	GAS SERVICE	SD	STORM DRAIN
BFP	BACK FLOW PREVENTER	GV	GAS VALVE	SDMH	SANITARY SEWER MANHOLE
BO	BLOW-OFF VALVE	HDPE	HIGH DENSITY POLYETHYLENE	WS	WATER SERVICE
CB	CATCH BASIN	HPG	HIGH PRESSURE GAS	TPB	TELEPHONE PULLBOX
CI	CURB INLET	IS	IRRIGATION SERVICE	TC	TOP OF CURB
CMP	CORRODED METAL PIPE	IV	INVERT	TG	TOP OF GRATE
DV	DOMESTIC VALVE	INV	INVERT		
E	EXISTING	MAR	MANUAL AIR RELEASE		
FDC	FIRE DEPARTMENT CONNECTION	PV	POST INDICATOR VALVE		
FH	FIRE HYDRANT	PVC	POLYVINYL CHLORIDE		
FS	FIRE SERVICE	RCP	REINFORCED CONCRETE PIPE		
FV	FIRE VALVE	SDMH	STORM DRAIN MANHOLE		

LEGEND

ABANDON UTILITY	SD	STORM DRAIN
CABLE TELEVISION	SS	SANITARY SEWER
DOMESTIC WATER	W	WATER (PUBLIC)
ELECTRICAL/COMMUNICATION		
GAS		
HIGH PRESSURE GAS		
IRRIGATION		

KEY MAP



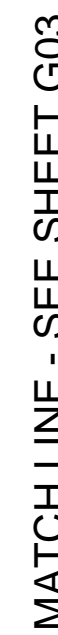
© Copyright, 2010

**PALOMAR COMMUNITY COLLEGE
MASTER UTILITY EXHIBIT**
1140 WEST MISSION ROAD
SAN MARCOS, CA 92069

Developed for
PALOMAR COMMUNITY COLLEGE DISTRICT

[illegible]

**MASTER UTILITY
EXHIBIT
NATURAL GAS**



MATCH LINE - SEE SHEET G01

MATCH LINE - SEE SHEET G05

LEGEND

ARV	AIR RELEASE VALVE
BFP	BACK FLOW PREVENTER
BO	BLOW-OFF VALVE
CB	CATCH BASIN
CI	CURB INLET
CMP	CORRUGATED METAL PIPE
DV	DOMESTIC VALVE
E	EXISTING
FDC	FIRE DEPARTMENT CONNECTION
FH	FIRE HYDRANT
FS	FIRE SERVICE
FV	FIRE VALVE

GS	GAS SERVICE
GV	GAS VALVE
HDPE	HIGH DENSITY POLYETHYLENE
HPG	HIGH PRESSURE GAS
IS	IRRIGATION SERVICE
IV	IRRIGATION VALVE
INV	INVERT
MAR	MANUAL AIR RELEASE
PIV	POST INDICATOR VALVE
PVC	POLYVINYL CHLORIDE
RCP	REINFORCED CONCRETE PIPE
SDMH	STORM DRAIN MANHOLE

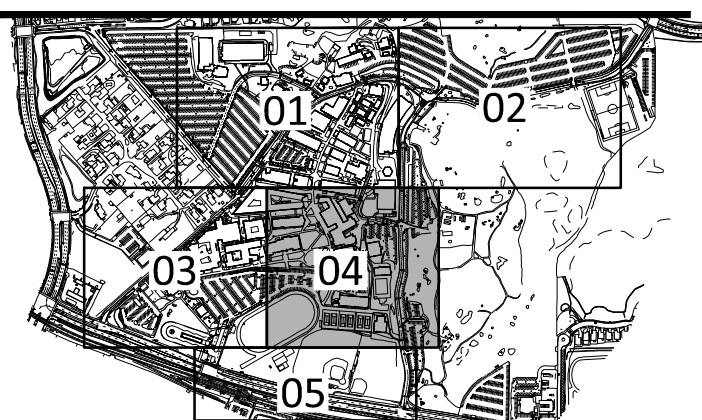
SD	STORM DRAIN
SSMH	SANITARY SEWER MANHOLE
WS	WATER SERVICE
TPB	TELEPHONE PULLBOX
TC	TOP OF CURB
TG	TOP OF GRATE

ABANDON UTILITY
CABLE TELEVISION
DOMESTIC WATER
ELECTRICAL/COMMUNICATION
GAS
HIGH PRESSURE GAS
IRRIGATION

The diagram illustrates the cross-section of a cable bundle. At the top, there is a layer of diagonal hatching. Below this, the layers are labeled from top to bottom: CATV, DW, a dashed line, **G**, **HPG**, and IR.

STORM DRAIN
SANITARY SEWER
WATER (PUBLIC)

SD _____
SS _____
W _____

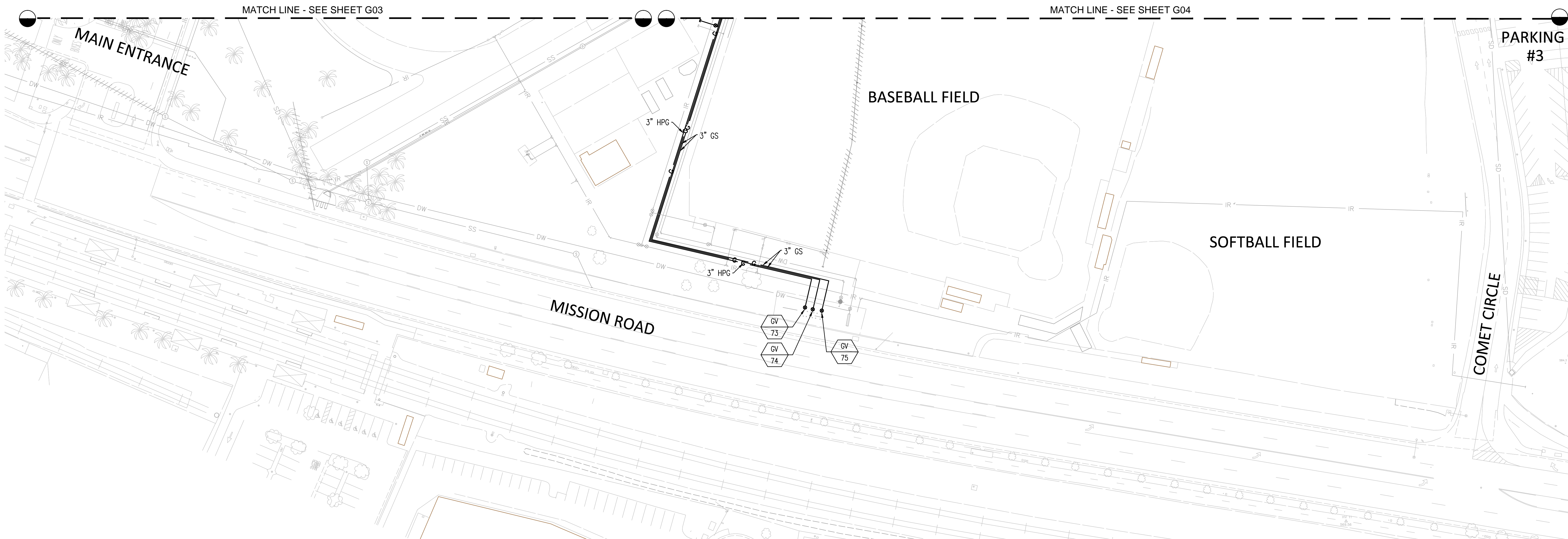


KEY MAP

Revision	Description	Date

Submission	Description	Date

Job No.	27027.20
Date	03-13-13
Drawn by	GB
Checked by	KS
Scale	1" = 40'



ABBREVIATIONS				LEGEND			
UTILITY SCHEDULE CROSS REFERENCE	SD-F1	CORRIDOR	UTILITY	10"SD-F1.5	PIPE ID	UTILITY	PIPE ID
ARV	AIR RELEASE VALVE	GS	GAS SERVICE	SD	STORM DRAIN	ABANDON UTILITY	
BFP	BACK FLOW PREVENTER	GV	GAS VALVE	SSMH	SANITARY SEWER MANHOLE	CABLE TELEVISION	
CB	BLOW-OFF VALVE	HDPE	HIGH DENSITY POLYETHYLENE	WS	WATER SERVICE	DOMESTIC WATER	
CB	CATCH BASIN	HPG	HIGH PRESSURE GAS	TPB	TELEPHONE PULLBOX	ELECTRICAL/COMMUNICATION	
CI	CURB INLET	IS	IRRIGATION SERVICE	TC	TOP OF CURB	GAS	
CMP	CORRODED METAL PIPE	IV	INVERT	TG	TOP OF GRATE	HIGH PRESSURE GAS	
DV	DOMESTIC VALVE	INV	INVERT			IRRIGATION	
E	EXISTING	MAR	MANUAL AIR RELEASE				
FDC	FIRE DEPARTMENT CONNECTION	PV	POST INDICATOR VALVE				
FH	FIRE HYDRANT	PVC	POLYVINYL CHLORIDE				
FS	FIRE SERVICE	RCP	REINFORCED CONCRETE PIPE				
FV	FIRE VALVE	SDMH	STORM DRAIN MANHOLE				

