



QUICK FACTS STUDENT DEMOGRAPHICS AND ENROLLMENT

Annual Full-time Equivalent Students (FTES) 2006-07

Credit 17,820

Non-credit 1,587

Source: CCCCO Recalculation posted on 2/20/08 at www.cccco.edu/SystemOffice/Divisions/FinanceFacilities/FiscalServices/AllocationsSection/ApportionmentReports/tabid/329/Default.aspx.

Demographic Profile Fall 2007 Census¹

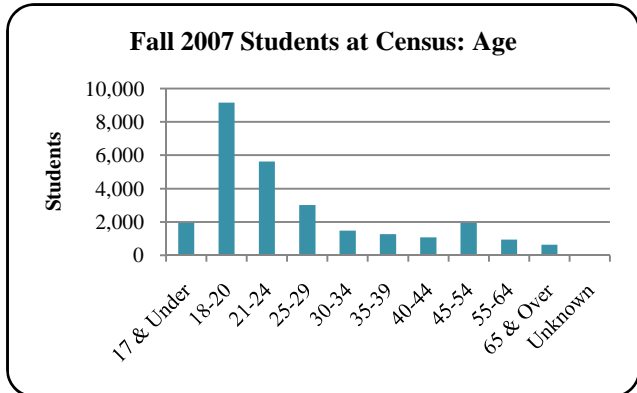
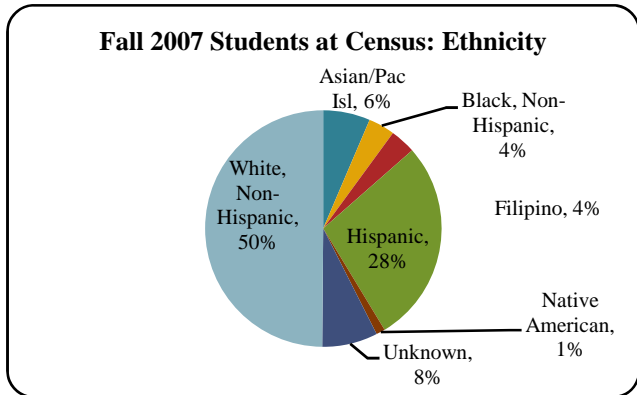
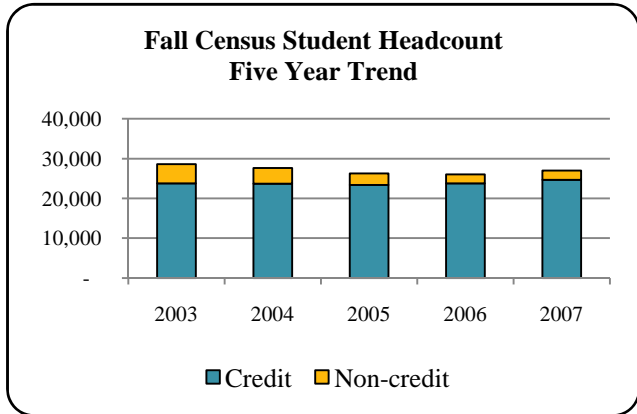
Headcount	N	Pct
Credit	24,642	91.2
Non-credit	<u>2,384</u>	<u>8.8</u>
Total	27,026	100.0

Gender	N	Pct
Female	13,778	51.0
Male	13,087	48.4
Unknown	<u>161</u>	<u>0.6</u>
Total	27,026	100.0

Race/Ethnicity	N	Pct
Asian/Pac Isl	1,740	6.4
Black, Non-Hispanic	970	3.6
Filipino	940	3.5
Hispanic	7,524	27.8
Native American	335	1.2
White, Non-Hispanic	13,467	49.8
Unknown	<u>2,050</u>	<u>7.6</u>
Total	27,026	100.0

Age	N	Pct
17 & Under	1,927	7.1
18-20	9,153	33.9
21-24	5,630	20.8
25-29	3,001	11.1
30-34	1,479	5.5
35-39	1,252	4.6
40-44	1,077	4.0
45-54	1,939	7.2
55-64	936	3.5
65 & Over	619	2.3
Unknown	<u>13</u>	<u>0.0</u>
Total	27,026	100.0

Status	N	Pct
Full Time (12 or more units)	7,856	29.1
Part Time (Less than 12 units)	16,786	62.1
Non-credit	<u>2,384</u>	<u>8.8</u>
Total	27,026	100.0



¹ Student counts exclude AP and ROP students. Not all non-credit were reported by census, so non-credit headcount is underreported.